












LEGEND

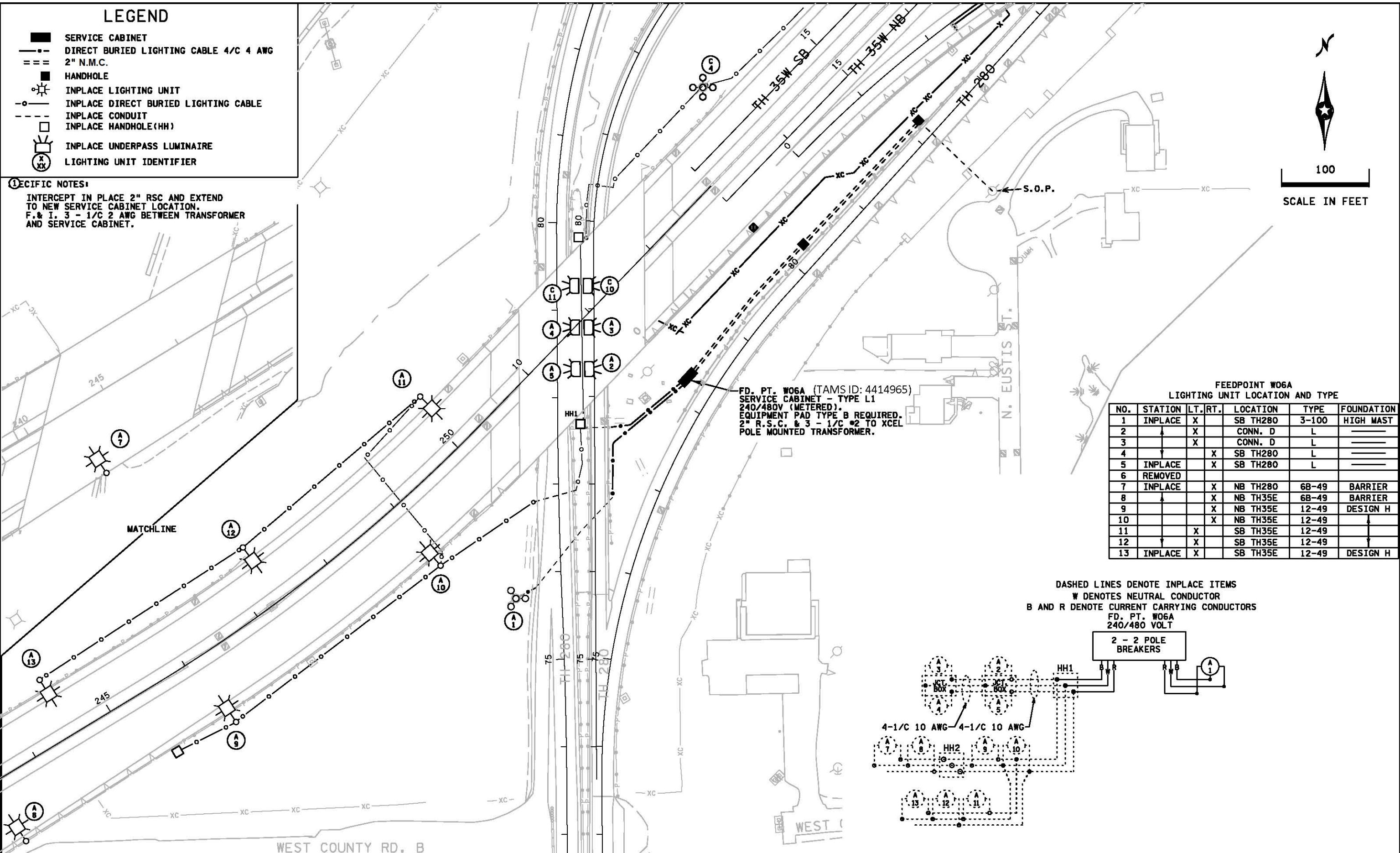
-  SERVICE CABINET
-  DIRECT BURIED LIGHTING CABLE 4/C 4 AWG
-  2" N.M.C.
-  HANDHOLE
-  INPLACE LIGHTING UNIT
-  INPLACE DIRECT BURIED LIGHTING CABLE
-  INPLACE CONDUIT
-  INPLACE HANDHOLE (HH)
-  INPLACE UNDERPASS LUMINAIRE
-  LIGHTING UNIT IDENTIFIER

SPECIFIC NOTES:

INTERCEPT IN PLACE 2" RSC AND EXTEND TO NEW SERVICE CABINET LOCATION.
 F. & I. 3 - 1/C 2 AWG BETWEEN TRANSFORMER AND SERVICE CABINET.



PLOTTED/REVISED: 5-APR-2022
 I/PLOT NAME: 6284-186_11t_1a
 PATH & FILENAME: Projects\DM_R05\035W\6284\NBSV\Traffic\Lighting\6284-186_11t_1a.dgn

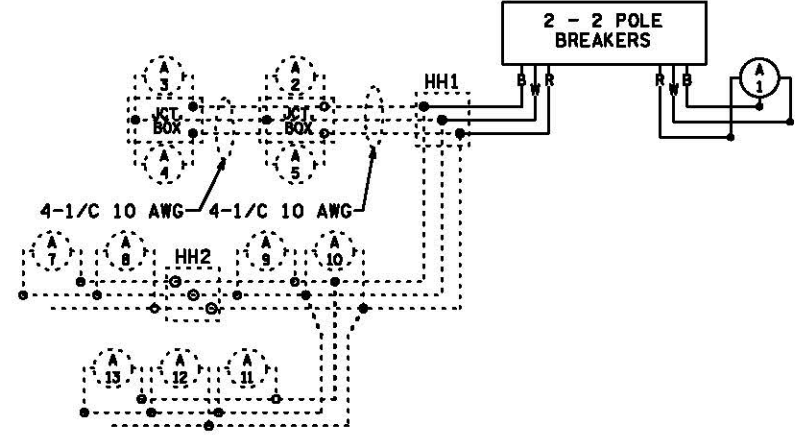


FD. PT. W06A (TAMS ID: 4414965)
 SERVICE CABINET - TYPE L1
 240/480V (METERED).
 EQUIPMENT PAD TYPE B REQUIRED.
 2" R.S.C. & 3 - 1/C #2 TO XCEL
 POLE MOUNTED TRANSFORMER.

**FEEDPOINT W06A
LIGHTING UNIT LOCATION AND TYPE**

NO.	STATION	LT.	RT.	LOCATION	TYPE	FOUNDATION
1	INPLACE	X		SB TH280	3-100	HIGH MAST
2		X		CONN. D	L	
3		X		CONN. D	L	
4			X	SB TH280	L	
5	INPLACE		X	SB TH280	L	
6	REMOVED					
7	INPLACE	X		NB TH280	6B-49	BARRIER
8		X		NB TH35E	6B-49	BARRIER
9			X	NB TH35E	12-49	DESIGN H
10			X	NB TH35E	12-49	
11		X		SB TH35E	12-49	
12		X		SB TH35E	12-49	
13	INPLACE	X		SB TH35E	12-49	DESIGN H

DASHED LINES DENOTE INPLACE ITEMS
 W DENOTES NEUTRAL CONDUCTOR
 B AND R DENOTE CURRENT CARRYING CONDUCTORS
 FD. PT. W06A
 240/480 VOLT



BY	DATE	REVISIONS	FEEDPOINT: W06A	LOCATION: JUNCTION OF TH280	LIGHTING PLAN
			METER ADDRESS: 2236 EUSTIS ST., ROSEVILLE 55110		
DRAWN BY: PB		CKD BY: DDD	CERTIFIED BY _____	LIC. NO. 26829	DATE: 5-APR-2022
			<small>LICENSED PROFESSIONAL ENGINEER</small>		STATE PROJ. NO. 6284-189 (T.H. 35W) SHEET NO. SL3 OF SL3 SHEETS