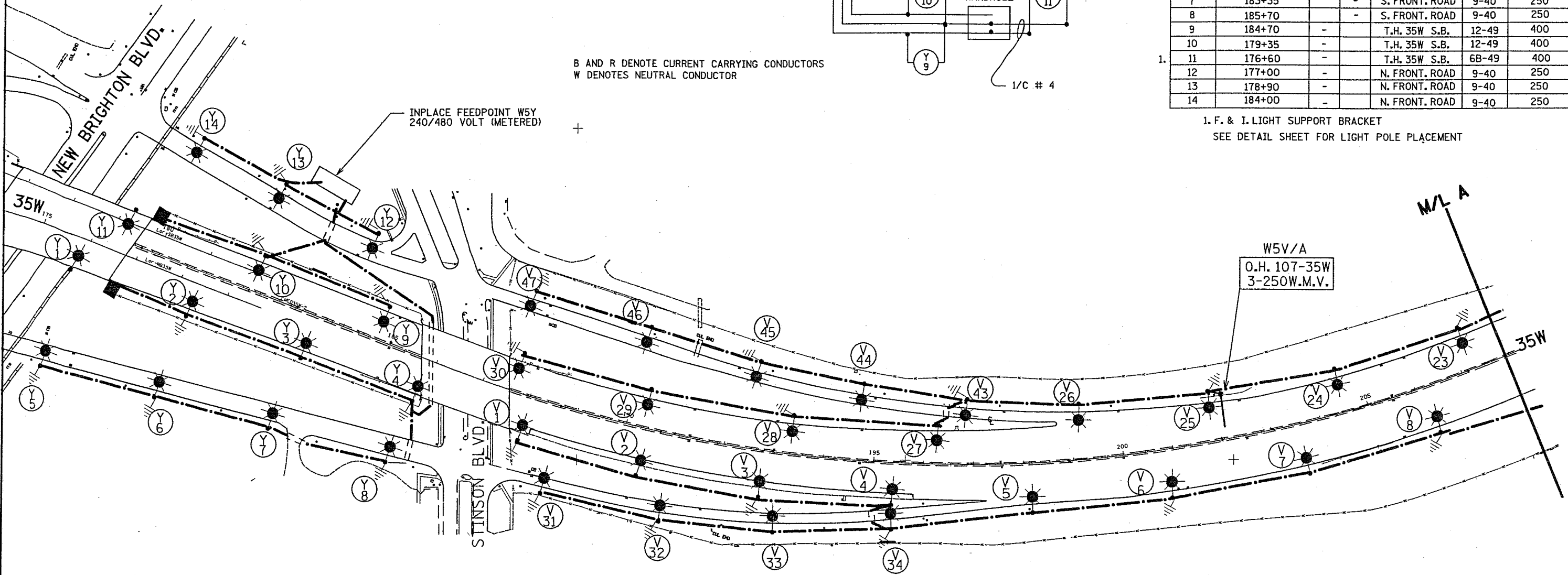


B AND R DENOTE CURRENT CARRYING CONDUCTORS
W DENOTES NEUTRAL CONDUCTOR




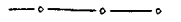



FD.PT. W5Y

LIGHTING STANDARDS AND BASES						
NO.	STATION	LT.	RT.	LOCATION	TYPE	WATTAGE
1.	175+90	-	-	T.H. 35W N.B.	6B-49	400
	178+35	-	-	T.H. 35W N.B.	12-49	400
	183+40	-	-	T.H. 35W N.B.	12-49	400
	185+80	-	-	T.H. 35W N.B.	12-49	400
	176+00	-	-	S. FRONT. ROAD	9-40	250
	178+35	-	-	S. FRONT. ROAD	9-40	250
	183+35	-	-	S. FRONT. ROAD	9-40	250
	185+70	-	-	S. FRONT. ROAD	9-40	250
	184+70	-	-	T.H. 35W S.B.	12-49	400
	179+35	-	-	T.H. 35W S.B.	12-49	400
1.	176+60	-	-	T.H. 35W S.B.	6B-49	400
	177+00	-	-	N. FRONT. ROAD	9-40	250
	178+90	-	-	N. FRONT. ROAD	9-40	250
	184+00	-	-	N. FRONT. ROAD	9-40	250

1. F. & I. LIGHT SUPPORT BRACKET
SEE DETAIL SHEET FOR LIGHT POLE PLACEMENT



LEGEND

-  INPLACE PAD MOUNTED SOURCE OF POWER (240/480 VOLT)
-  3" NON-METALIC CONDUIT (DIRECTIONAL BORE) EXCEPT AS NOTED OTHERWISE
-  DIRECT BURIED POWER CABLE 3 CONDUCTOR NO. 4 AWG ARMORED CABLE SPEC. NO. 3815
-  INPLACE ARMORED CABLE
-  HIGH PRESSURE SODIUM LIGHTING UNIT
-  PERMANENT GROUND ROD (25 OHMS OR LESS)
-  HANDHOLE

