







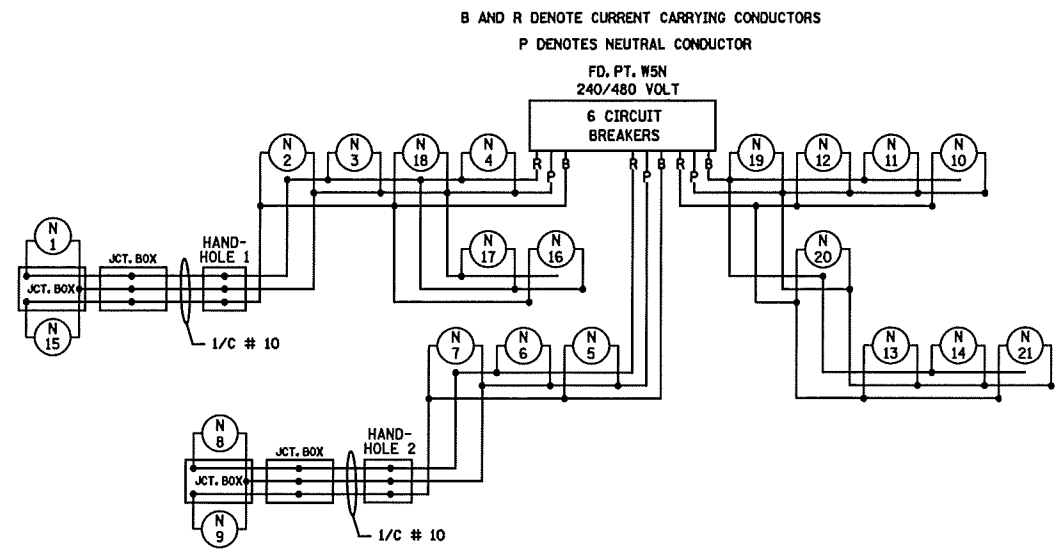


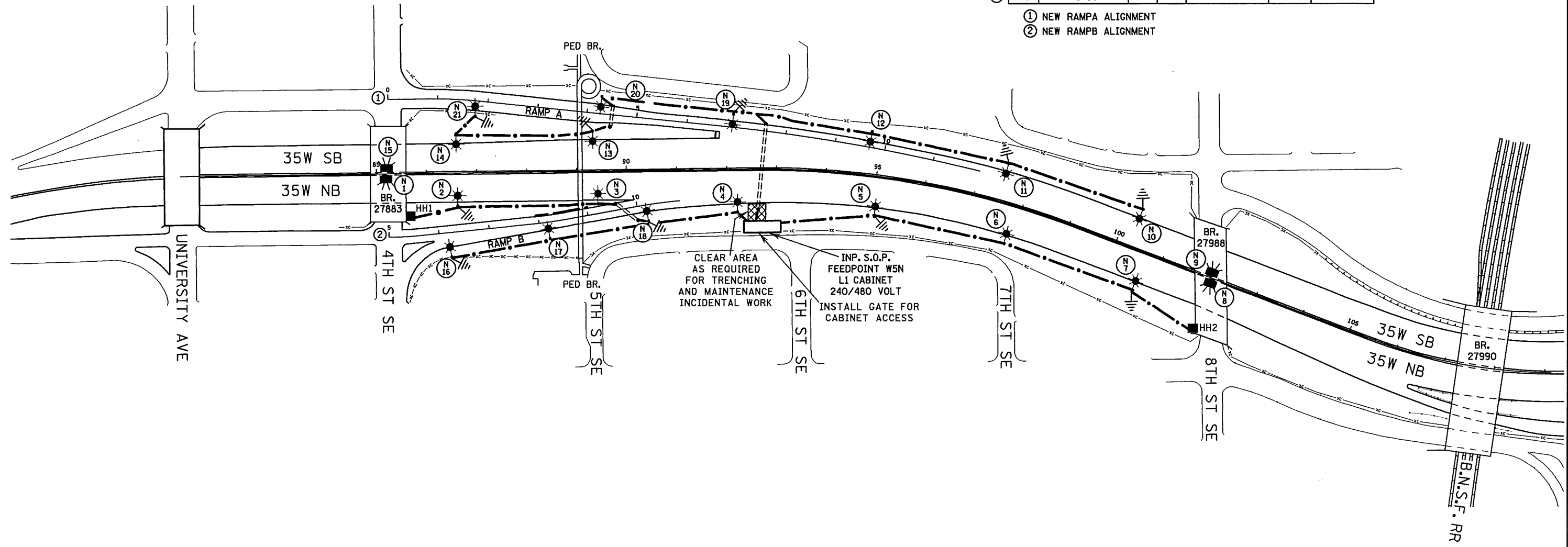
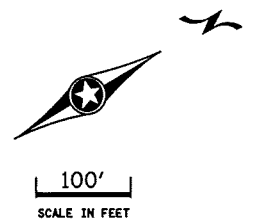
LEGEND

-  HIGH PRESSURE SODIUM LIGHTING UNIT
-  HIGH PRESSURE SODIUM LIGHTING UNIT
-  INPLACE PAD MOUNTED SOURCE OF POWER
240/480 VOLT
-  ARMORED CABLE 4 CONDUCTOR NO. 4
-  3" NON-METALLIC CONDUIT (DIRECTIONAL BORE)
UNLESS NOTED OTHERWISE
-  PERMANENT GROUND ROD (25 OHMS OR LESS)
-  HANDHOLE
-  CLEAR AREA AS REQUIRED FOR TRENCHING



LIGHTING STANDARDS AND BASES						
NO.	STATION	LT.	RT.	LOCATION	TYPE	WATTAGE
1	85+20			MEDIAN35W	L	250
2	86+60				9-49	400
3	89+45					
4	92+20					
5	95+05					
6	97+85					
7	100+65				9-49	400
8	102+05				L	250
9	102+05				L	250
10	100+30				9-49	400
11	97+50					
12	94+85					
13	89+35					
14	86+60				9-49	400
15	85+20			MEDIAN35W	L	250
① 16	6+20			35WNER1	9-40	250
① 17	8+20			35WNER1	9-40	250
① 18	10+20			35WNER1	9-40	250
② 19	6+90			LORRAMPA	9-49	400
② 20	4+30			LORRAMPA	9-40	250
② 21	1+80			LORRAMPA	9-40	250

- ① NEW RAMPA ALIGNMENT
- ② NEW RAMPB ALIGNMENT



FEEDPOINT W5N

LIGHTING PLAN

PLOTTED/REVISED: 11/3/2015

DISTRICT #: METRO
 IPLOT NAME: 2783-107_lol-3.lit
 PATH & FILENAME: IP_PWP-01061186\2783-107_lol-3.lit.dgn