

FEEDPOINT W5L LIGHTING STANDARDS AND BASES							
NO.	ROADWAY	STATION	OFFSET	LUMINAIRE	TYPE	BASE	ACCESS
1	I-35W NB	216+68.92	41.67' LT	LED V	12-35.5	TRANS	0
2	I-35W NB	218+19.40	41.67' LT	LED V	12-35.5	TRANS	0
3	I-35W NB	219+71.85	41.67' LT	LED V	12-35.5	TRANS	0
4	I-35W NB	221+18.69	41.67' LT	LED V	12-35.5	TRANS	0
5	I-35W NB	222+76.16	41.67' LT	LED V	12-35.5	TRANS	0
6	I-35W NB	224+20.58	41.67' LT	LED V	12-35.5	TRANS	0
7	I-35W NB	225+72.27	41.67' LT	LED V	12-35.5	TRANS	0
8	I-35W NB	227+19.16	41.67' LT	LED V	12-35.5	TRANS	0
9	I-35W NB	227+81	65.13' RT	LED III	12-37.33	TRANS	0
10	I-35W NB	228+75	37.75' RT	400HPSIII	12-47.33	WALL	0-180
11	I-35W NB	231+25	45' RT	400HPSIII	12-50	TRANS	180
12	I-35W NB	232+95	40' RT	400HPSIII	12-50	TRANS	180
13	I-35W NB	235+50	37' RT	400HPSIII	12-50	TRANS	180
14	I-35W NB	237+40	37' RT	400HPSIII	12-50	TRANS	180
15	I-35W SB	237+60	37' LT	400HPSIII	12-50	TRANS	180
16	I-35W SB	235+70	37' LT	400HPSIII	12-50	TRANS	180
17	I-35W SB	233+20	47' LT	400HPSIII	12-50	TRANS	180
18	I-35W SB	231+40	48' LT	400HPSIII	12-50	TRANS	180
19	UNIV. SB RAMP	103+10	12.75' LT	400HPSIII	12-47.33	WALL	0-180
20	I-35W SB	227+81	49.75' LT	LED III	12-37.33	TRANS	0
21	I-35W SB	227+19.16	41.67' RT	LED V	12-35.5	TRANS	0
22	I-35W SB	225+73.22	41.67' RT	LED V	12-35.5	TRANS	0
23	I-35W SB	224+20.54	41.67' RT	LED V	12-35.5	TRANS	0
24	I-35W SB	222+74.65	41.67' RT	LED V	12-35.5	TRANS	0
25	I-35W SB	221+17.48	41.67' RT	LED V	12-35.5	TRANS	0
26	I-35W SB	219+70.65	41.67' RT	LED V	12-35.5	TRANS	0
27	I-35W SB	218+19.66	41.67' RT	LED V	12-35.5	TRANS	0
28	I-35W SB	216+71.88	41.67' RT	LED V	12-35.5	TRANS	0
29	UNIV. SB RAMP	107+00	26.38' LT	250HPSII	9-35	WALL	0-180
30	UNIV. SB RAMP	105+00	18.00' LT	250HPSII	9-40	TRANS	180
31	UNIV. NB RAMP	105+00	25.75' RT	250HPSII	9-37.33	WALL	0-180
32	UNIV. NB RAMP	106+75	40.00' RT	250HPSII	9-40	TRANS	180
33	UNIV. NB RAMP	108+50	44.00' RT	250HPSII	9-40	TRANS	180

NDC-032

**LEGEND**

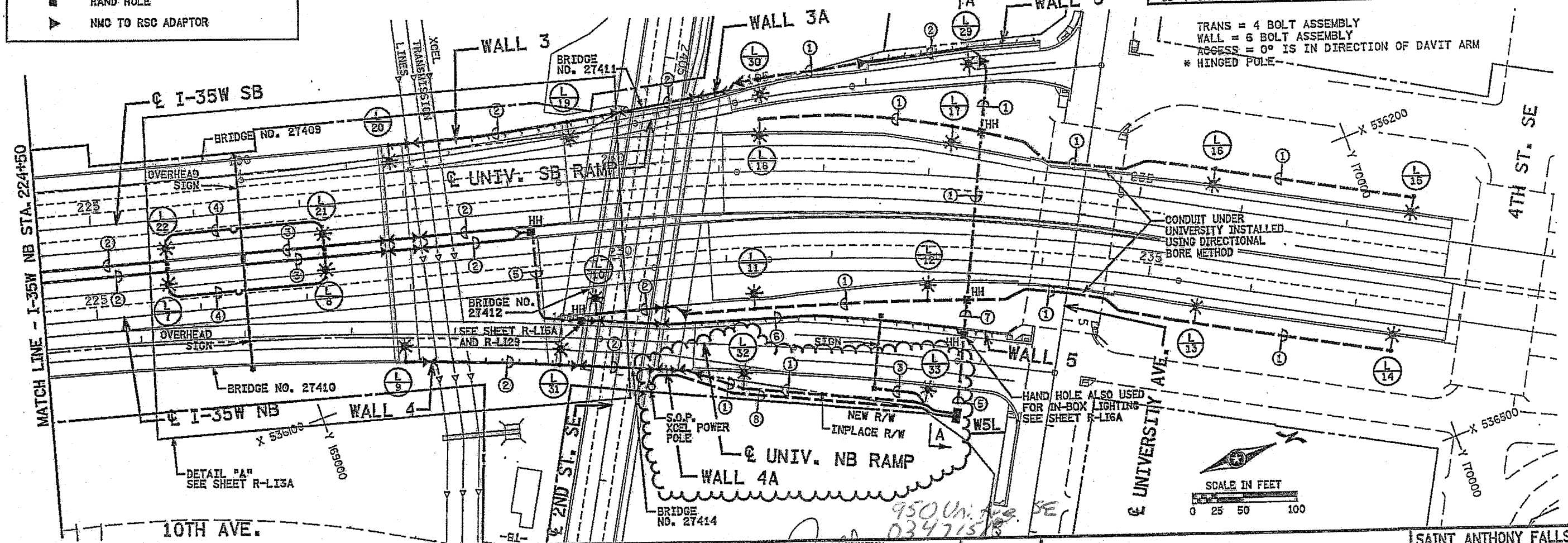
- LUMINAIRE
- COMBINATION EXPANSION/DEFLECTION FITTING
- FLEX LOOP
- RSC IN BRIDGE
- NMC SCHEDULE 40 INSIDE OF BOX
- NMC SCHEDULE 80 ELSEWHERE
- DESIGNATES FEED POINT
- DESIGNATES FIXTURE NUMBER
- JUNCTION BOX MOUNTED TO TOP OF INSIDE BOX
- LIGHTING SERVICE CABINET
- HAND HOLE
- NMC TO RSC ADAPTOR

- NOTES:**
- ① 1/2" NMC SCHEDULE 80 WITH (3) #4 AND (1) #4 GND
  - ② 1/2" RSC WITH (3) #4 AND (1) #4 GND
  - ③ 1" RSC TO SIGN BASE
  - ④ 1/2" NMC SCHEDULE 40 WITH (3) #4 AND (1) #4 GND
  - ⑤ 2-1/2" NMC SCHEDULE 80 1-WITH (6) #4 AND (1) #4 GND 1-WITH (6) #4 AND (1) #4 GND
  - ⑥ 1/2" RSC (6) #4 AND (1) #4 GND
  - ⑦ 1/2" NMC SCHEDULE 80 WITH (6) #4 AND (1) #4 GND
  - ⑧ 2" NMC SCHEDULE 80 WITH (3) #4/0 AND (1) #2 GND

RELEASED FOR CONSTRUCTION

NORTH FEEDPOINT

W5L SEE SH. R-LI3



DATE: 7/17/2008 TIME: 11:57:52 AM FILENAME: K:\a\FigEng\gerp\401600\Nwy\p1n-st\cd2783120\_r-113.dgn

REV 0	2/22/08	JEB	RFC
NDC-032	6/25/08	JEB	GENERAL REVISIONS
NDC-072	7/17/08	JEB	ADD S.O.P. & FEEDPOINT FEEDER
NO.	DATE	BY	DESCRIPTION OF REVISIONS

DES: JEB

DRW: SFH

CHK: JEB

SIGNATURE: *[Signature]*

PRINTED NAME: J.E. BUDKE

DATE: 7/17/2008 LIC. NO. 8943

RELEASED FOR CONSTRUCTION

**TKDA**

ENGINEERS • ARCHITECTS • PLANNERS

DATE: 7/21/08

MINNESOTA DEPARTMENT OF TRANSPORTATION

**ROADWAY LIGHTING PLANS**


I-35W NB STA. 224+50 TO STA. 237+90

SAINT ANTHONY FALLS (35W) BRIDGE

DESIGN BUILD PROJECT

S.P. 2783-120 (I-35W)

Sheet No. R-LI3 of Sheets

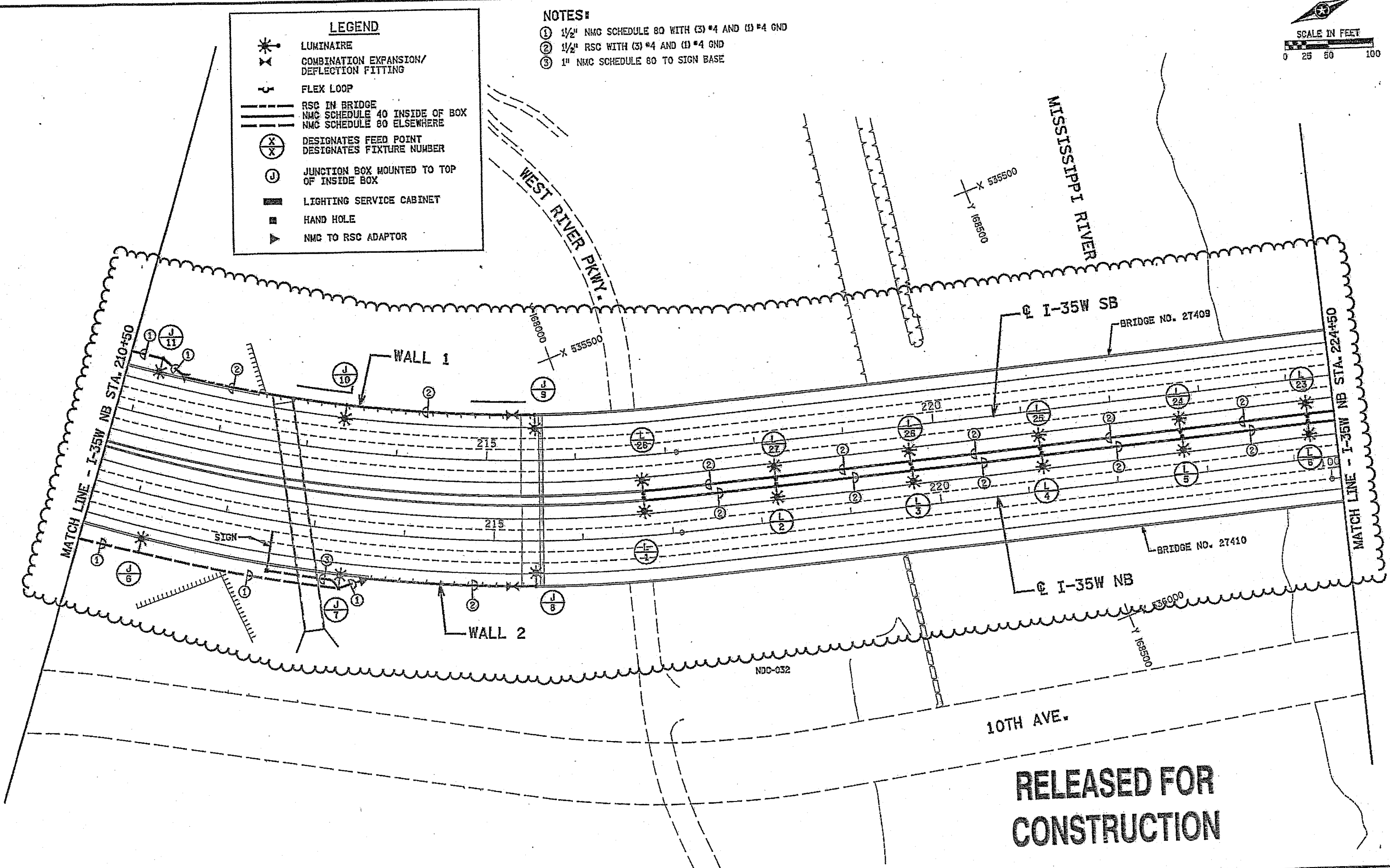


**LEGEND**

- LUMINAIRE
- COMBINATION EXPANSION/DEFLECTION FITTING
- FLEX LOOP
- RSC IN BRIDGE
- NMC SCHEDULE 40 INSIDE OF BOX
- NMC SCHEDULE 80 ELSEWHERE
- DESIGNATES FEED POINT
- DESIGNATES FIXTURE NUMBER
- JUNCTION BOX MOUNTED TO TOP OF INSIDE BOX
- LIGHTING SERVICE CABINET
- HAND HOLE
- NMC TO RSC ADAPTOR

- NOTES:**
- ① 1/2" NMC SCHEDULE 80 WITH (3) #4 AND (1) #4 GND
  - ② 1/2" RSC WITH (3) #4 AND (1) #4 GND
  - ③ 1" NMC SCHEDULE 80 TO SIGN BASE

DATE: 6/13/2008 TIME: 2:36:02 PM  
FILENAME: K:\T\FigEng\gtp\N01600Nwy-brdg\Nwy\p1r-sh\Mod2783120\_r-l12.dgn



**RELEASED FOR  
CONSTRUCTION**

REV 0	2/22/08	JEB	RFG
NDC-032	6/13/08	JEB	GENERAL REVISIONS
NO.	DATE	BY	DESCRIPTION OF REVISIONS

DES: JEB  
DRW: SFH  
CHK: JEB

I HEREBY CERTIFY THAT THIS PLAN WAS PREPARED BY ME OR UNDER MY DIRECT SUPERVISION AND THAT I AM A FULLY LICENSED PROFESSIONAL ENGINEER UNDER THE LAWS OF THE STATE OF MINNESOTA.

SIGNATURE: *J. E. Budke*  
PRINTED NAME: J. E. BUDKE  
DATE: 6/13/2008 LIC. NO. 8943

RELEASED FOR CONSTRUCTION

**TKDA**  
ENGINEERS • ARCHITECTS • PLANNERS

*Todd [Signature]*  
MN/DOT  
DATE: 6-27-08



**ROADWAY LIGHTING PLANS**  
I-35W NB STA. 210+50 TO STA. 224+50

SAINT ANTHONY FALLS (35W) BRIDGE  
DESIGN BUILD PROJECT  
S.P. 2783-120 (I-35W)

Sheet No. R-L12 of Sheets