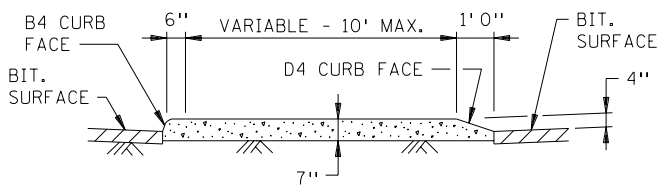
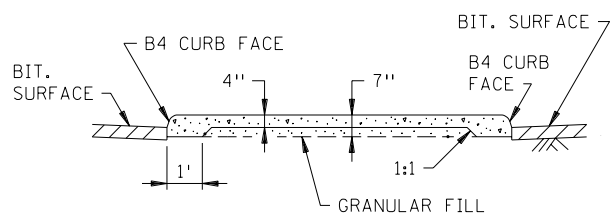


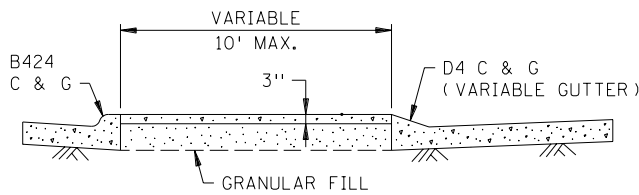
PLAN



DESIGN SOLID ③

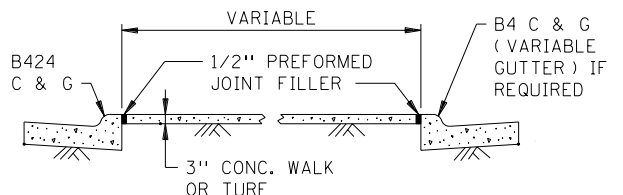


DESIGN SOLID ③



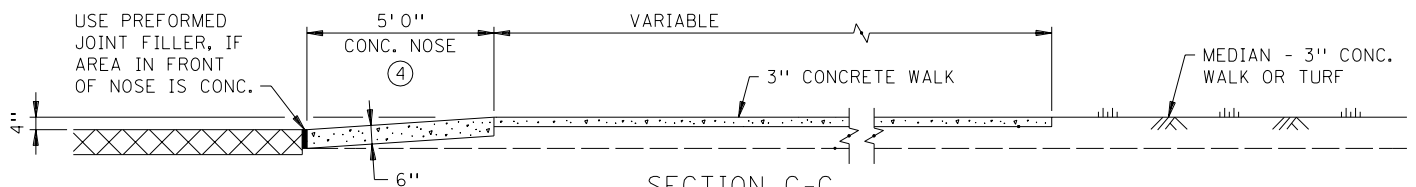
DESIGN CURB & GUTTER ③

SECTION A-A



DESIGN CURB & GUTTER ③

SECTION B-B



SECTION C-C
CURB & GUTTER DESIGN SHOWN

NOTES:

- ① PROVIDE 6" X 6" OPENINGS IN CONCRETE WALK FOR SIGN POSTS, IF REQUIRED.
- ② 2 FT. MIN. SHOULDER WIDTH. SEE ROAD DESIGN MANUAL. RETAIN 15:1 TAPER.

- ③ SEE ROAD PLANS FOR DESIGN USED.
- ④ 6' 0" X 5' 0" CONCRETE MEDIAN NOSE, PAID FOR AS CONCRETE WALK.

APPROVED APRIL 18, 1995

Gerald J. Roden
STATE DESIGN ENGINEER

STATE OF MINNESOTA
DEPARTMENT OF TRANSPORTATION

MEDIAN NOSE AND ISLAND
(UNDIVIDED TO DIVIDED ROADWAY)

SPECIFICATION
REFERENCE
2521 2531

REVISION DATE
5-28-2003

STANDARD
PLATE
NO.

7109C