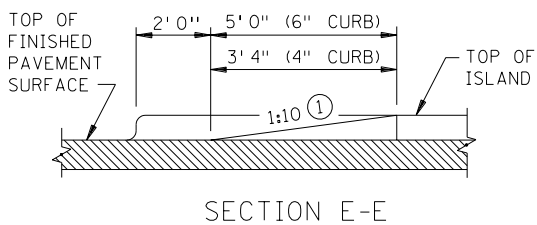
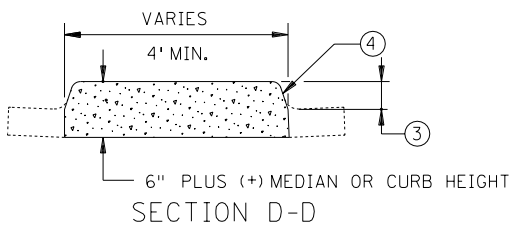
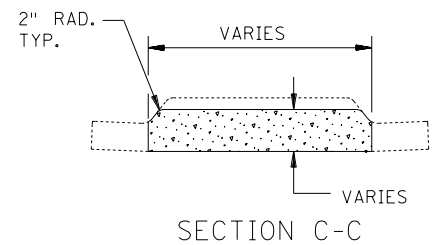
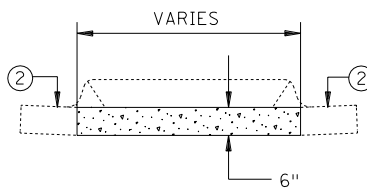
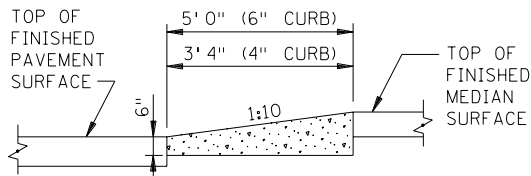


PLAN VIEWS



NOTES:

- ① TYPICAL SLOPE ALONG GUTTER LINE EACH DIRECTION.
- ② GUTTER, IF REQUIRED.
- ③ VARIABLE MEDIAN OR CURB HEIGHT.
- ④ SHAPE SAME AS MEDIAN OR CURB.
- ⑤ PROVIDE ONE 6" X 6" OPENING IN MEDIAN FOR SIGNING IF REQUIRED.
- ⑥ PAID FOR AS CONCRETE WALK, INCLUDES GUTTER, IF REQUIRED.

APPROVED June 24, 1993

B.M. Hill

STATE DESIGN ENGINEER

STATE OF MINNESOTA
DEPARTMENT OF TRANSPORTATION

CONCRETE APPROACH NOSE DETAIL

SPECIFICATION
REFERENCE
2531

REVISION DATE
5-28-2003

STANDARD
PLATE
NO.
7113A