







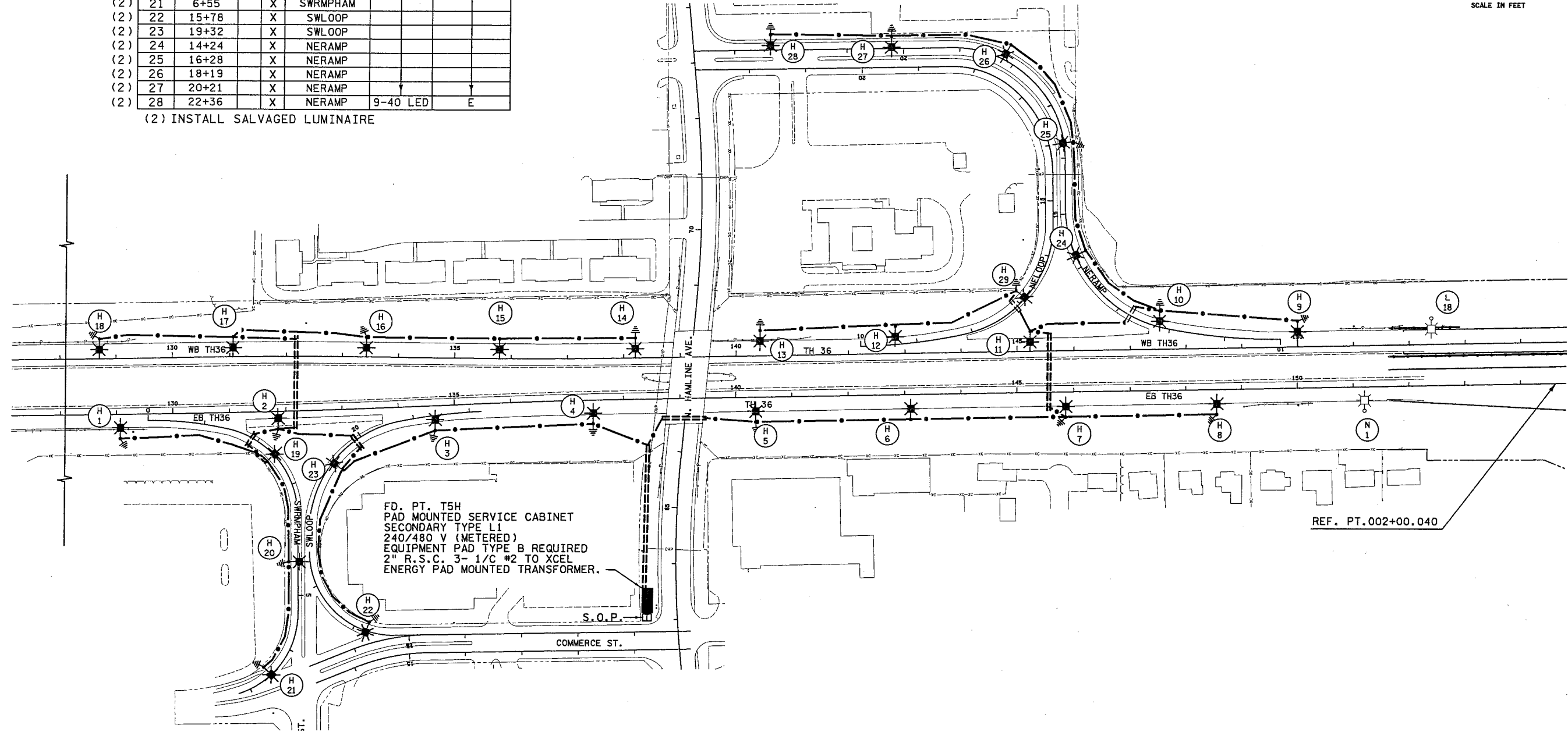
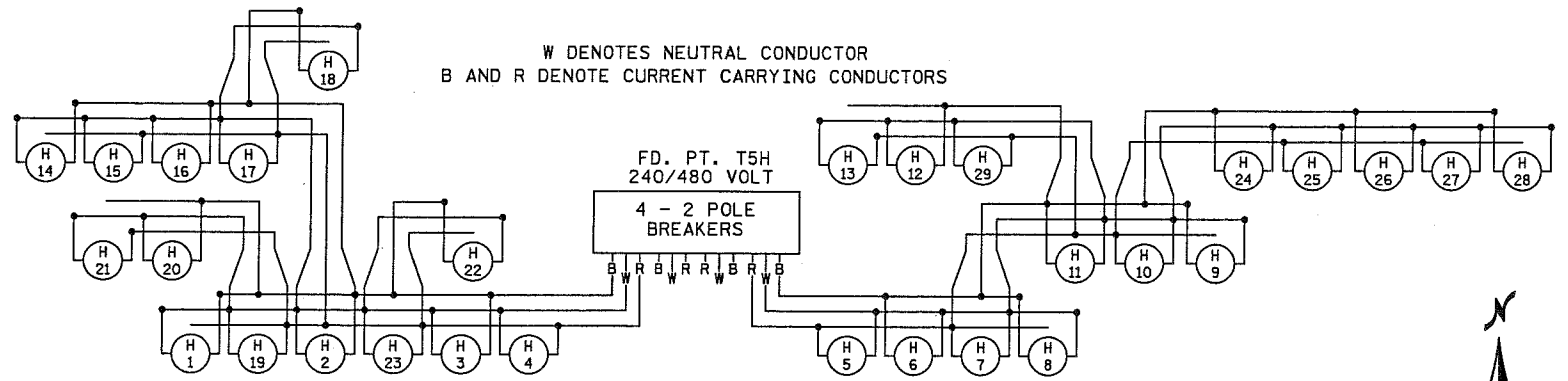
# LEGEND

-  LIGHTING UNIT
-  PERMANENT GROUND ROD (25 OHMS OR LESS)
-  DIRECT BURIED CABLE 4 CONDUCTOR NO. 4
-  FD. PT. CABINET
-  3" PVC (UNLESS OTHERWISE NOTED)
-  LIGHTING UNIT IDENTIFIER

## FEEDPOINT T5H LIGHTING UNIT LOCATION AND TYPE

NO.	STATION	LT.	RT.	LOCATION	TYPE	FOUNDATION
1	129+06		X	EB TH36	9-49 LED	H
2	131+85		X			
3	134+65		X			
4	137+45		X			
5	140+35		X			
6	143+10		X			
7	145+85		X			
8	148+55		X			
9	150+00	X				
10	147+54	X				
11	145+23	X				
12	142+83	X				
13	140+44	X				
14	138+20	X				
15	135+79	X				
16	133+42	X				
17	131+05	X				
18	128+70	X		EB TH36	9-49 LED	H
(2)	19	2+38	X	SWRMPHAM	9-40 LED	E
(2)	20	4+40	X	SWRMPHAM		
(2)	21	6+55	X	SWRMPHAM		
(2)	22	15+78	X	SWLOOP		
(2)	23	19+32	X	SWLOOP		
(2)	24	14+24	X	NERAMP		
(2)	25	16+28	X	NERAMP		
(2)	26	18+19	X	NERAMP		
(2)	27	20+21	X	NERAMP		
(2)	28	22+36	X	NERAMP	9-40 LED	E

(2) INSTALL SALVAGED LUMINAIRE



PLOTTED/REVISED: 8/8/2017

DISTRICT #: METRO  
I/PLOT NAME: 16212-174.IIT.10  
PATH & FILENAME: IP\_PWP-d1854947V6212-174.IIT.10.dgn

BY	DATE	REVISIONS	FEEDPOINT: T5H	LOCATION: HAMLINE AVE	LIGHTING PLAN
			METER ADDRESS: 2185 HAMLINE AVE N, ROSEVILLE 55113		
DRAWN BY: PB			CERTIFIED BY: <i>Michael P. Gubinsky</i>	LIC. NO. 19863	STATE PROJ. NO. 6212-174 (T.H. 36) SHEET NO. 10 OF 12 SHEETS
CKD BY: GK				DATE: 8/8/2017	