

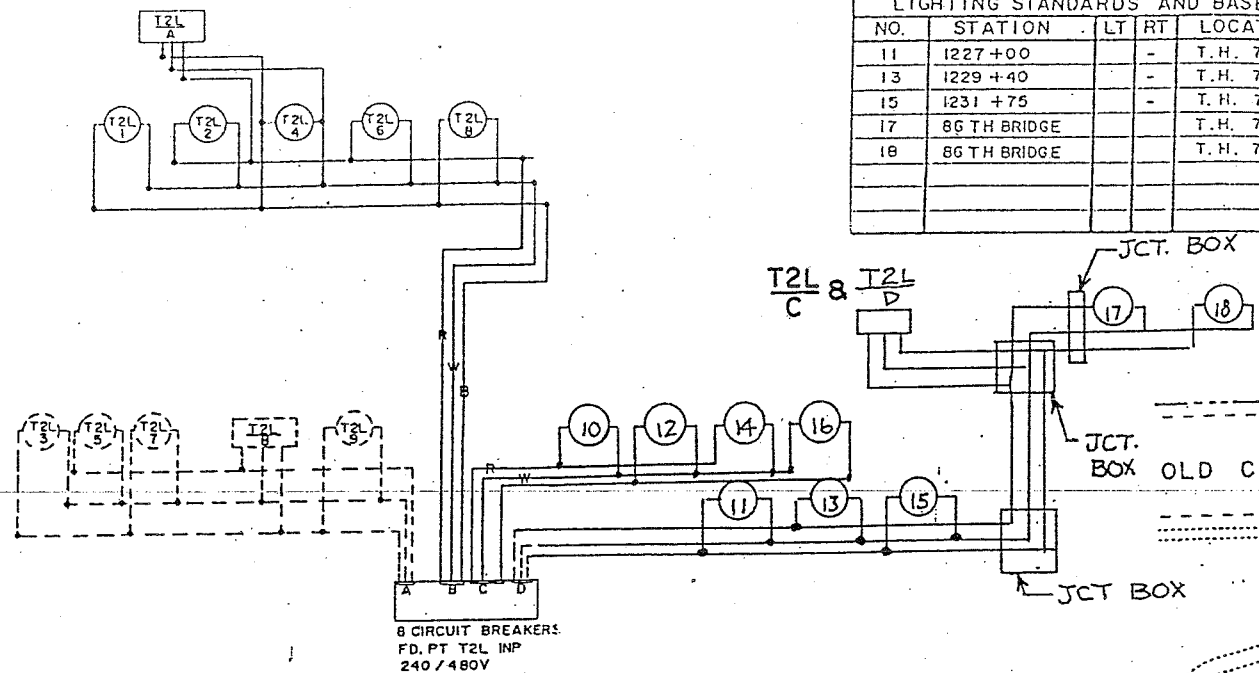
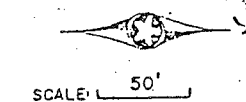
FD. PT. T2L

LIGHTING STANDARDS AND BASES					
NO.	STATION	LT	RT	LOCATION	TYPE
11	1227+00		-	T.H. 77 N.B.	9BS-49
13	1229+40		-	T.H. 77 N.B.	9BS-49
15	1231+75		-	T.H. 77 N.B.	9BS-49
17	86 TH BRIDGE			T.H. 77 N.B.	L
18	86 TH BRIDGE			T.H. 77 S.B.	L

FD. PT. T2L

LIGHTING STANDARDS & BASES					
NO.	STATION	LT	RT	LOCATION	TYPE
(5)	1		-	TH 77 NB	9BS-49
(5)	2		-	TH 77 SB	9BS-49
(5)	4		-	TH 77 SB	9BS-49
(5)	6		-	TH 77 SB	9BS-49
(5)	8		-	TH 77 SB	9BS-49

(5) RELOCATED LIGHT STANDARD.



B AND R DENOTE CURRENT CARRYING CONDUCTOR,  
W DENOTES NEUTRAL CARRYING CONDUCTOR.  
DASHED DENOTES INPLACE, &  
SOLID DENOTES F & I.

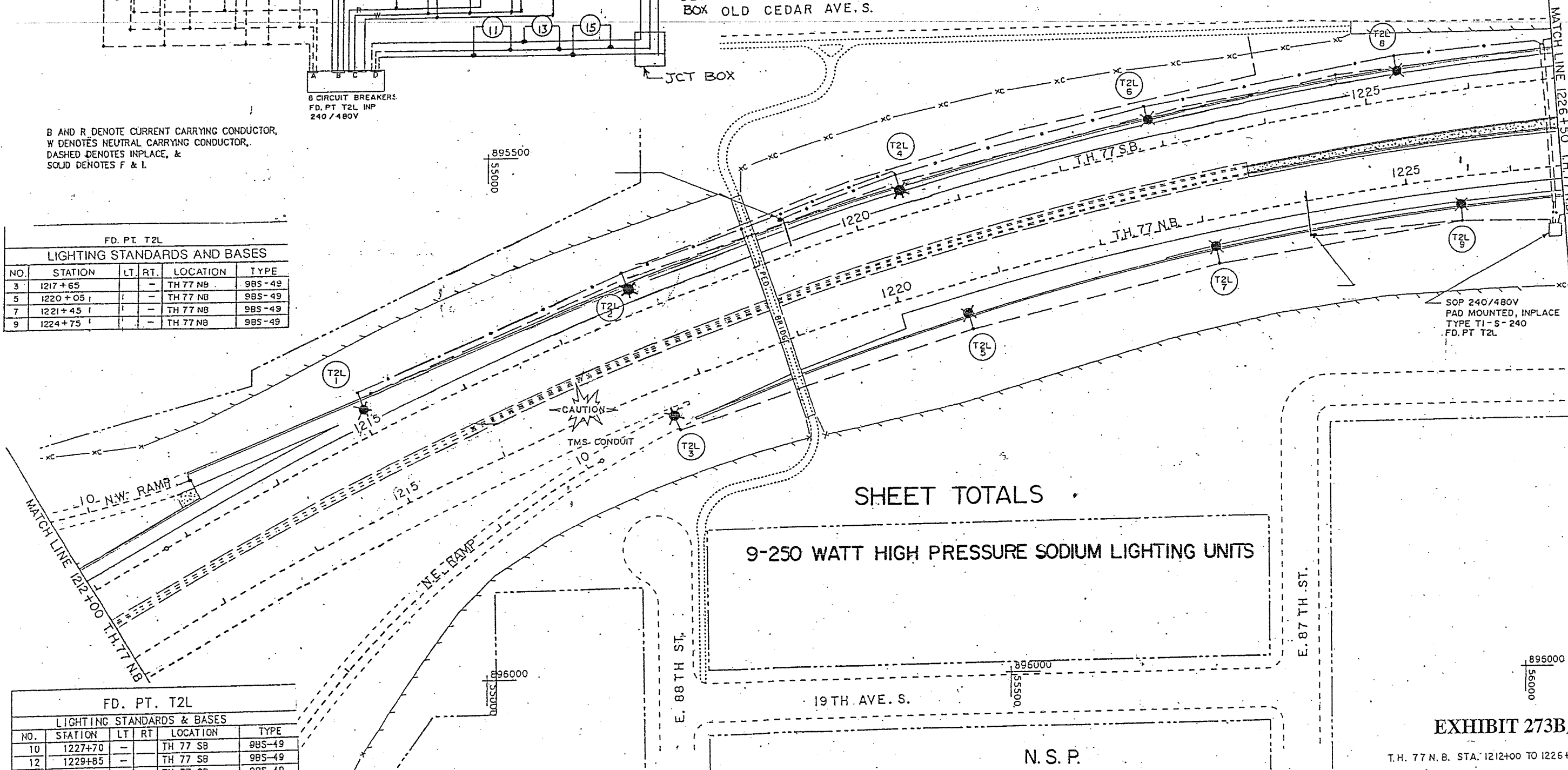
8 CIRCUIT BREAKERS  
FD. PT T2L INP  
240 / 480V

FD. PT. T2L

LIGHTING STANDARDS AND BASES					
NO.	STATION	LT	RT	LOCATION	TYPE
3	1217+65		-	TH 77 NB	9BS-49
5	1220+05		-	TH 77 NB	9BS-49
7	1221+45		-	TH 77 NB	9BS-49
9	1224+75		-	TH 77 NB	9BS-49

FD. PT. T2L

LIGHTING STANDARDS & BASES					
NO.	STATION	LT	RT	LOCATION	TYPE
10	1227+70		-	TH 77 SB	9BS-49
12	1229+85		-	TH 77 SB	9BS-49
14	1232+15		-	TH 77 SB	9BS-49
16	1234+45		-	TH 77 SB	9BS-49



SHEET TOTALS

9-250 WATT HIGH PRESSURE SODIUM LIGHTING UNITS

EXHIBIT 273B,

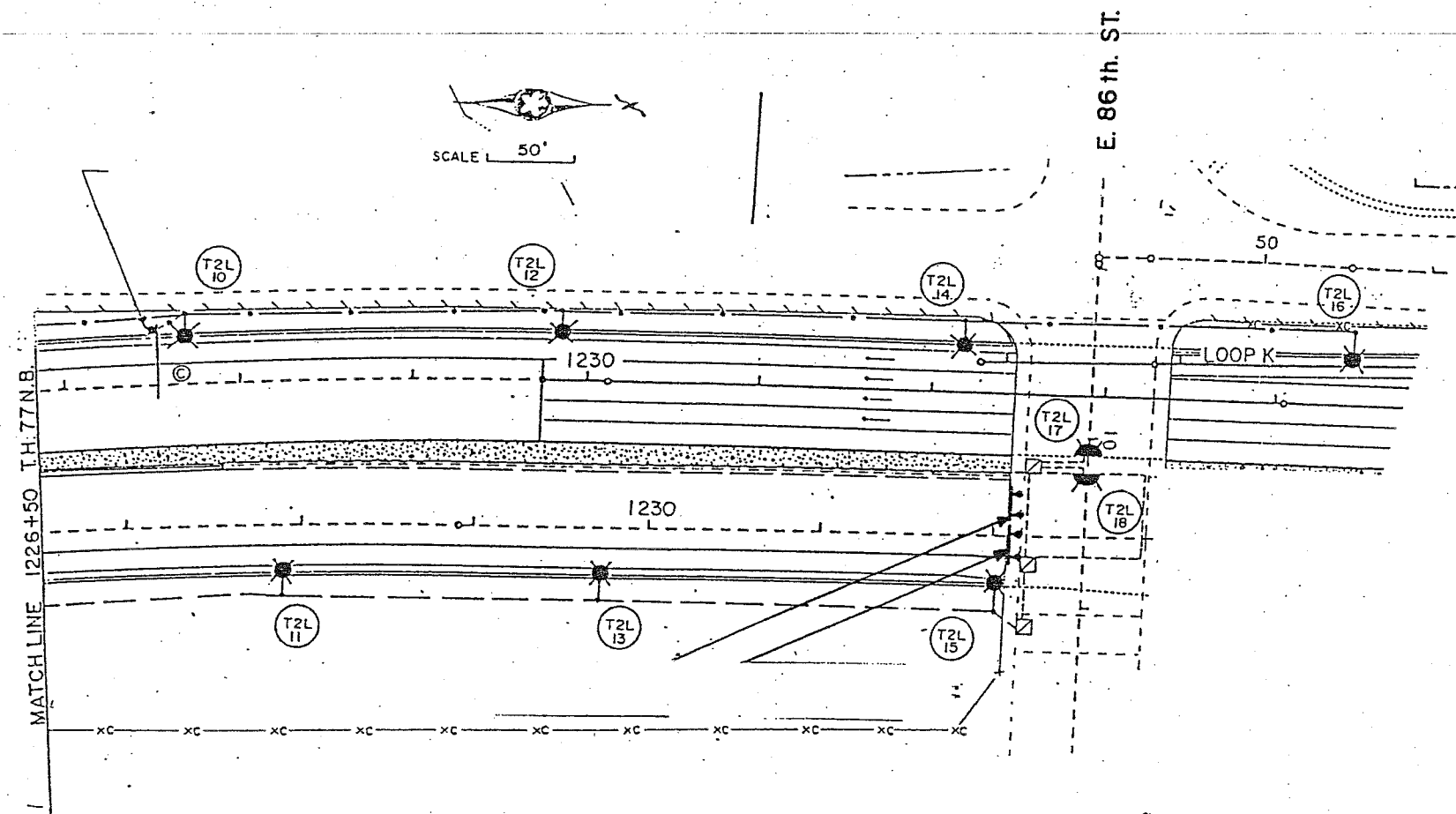
T.H. 77 N. B. STA. 1212+00 TO 1226+50

LIGHTING PLAN

N. S. P.  
FD. PT. T2L

**GRAND TOTAL**

- 2 - 250 WATT MERCURY VAPOR SIGN LIGHTS
- 16 - 250 WATT HIGH PRESSURE SODIUM LIGHTING UNITS
- 4 - 250 WATT HIGH PRESSURE SODIUM UNDERPASS LIGHTS
- 39 - 400 WATT HIGH PRESSURE SODIUM LIGHTING UNITS



**EXHIBIT 273B**

T.H. 77 & E. 86th st.  
N. S. P.

**SHEET TOTAL**

- 7 - 250 WATT HIGH PRESSURE SODIUM LIGHTING UNITS
- 2 - 250 WATT HIGH PRESSURE SODIUM UNDERPASS LIGHTS

FD. PT. T2L