













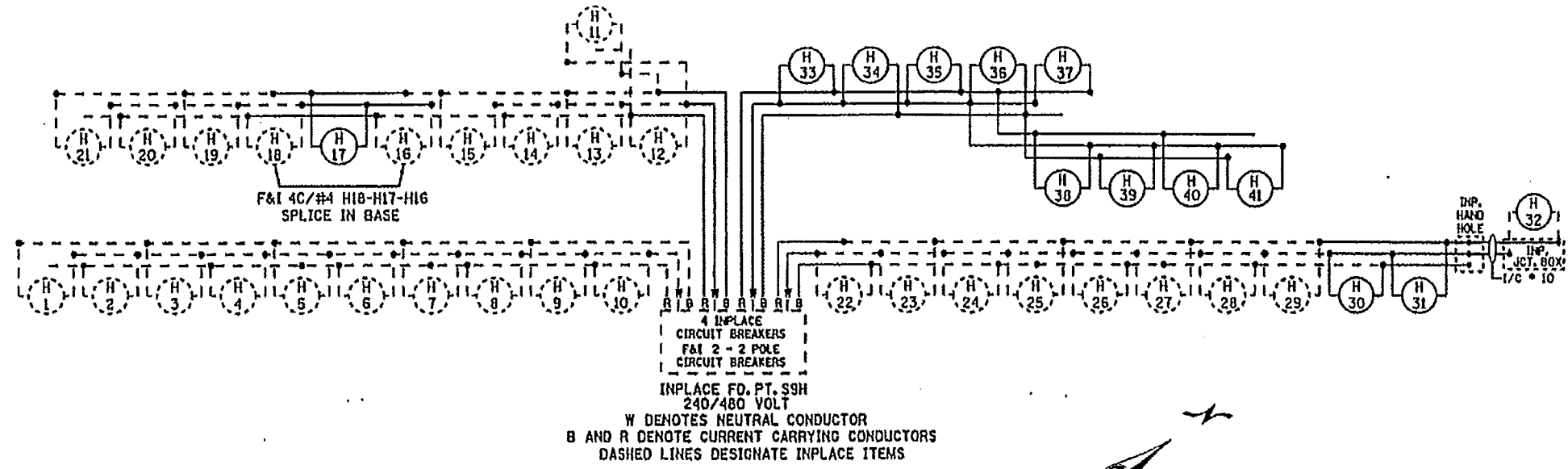


PLOTTED/REVISED: 2/23/2009

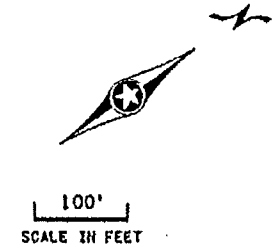
DISTRICT #: METRO
 IPLOT NAME: 18255-93.dwg
 PATH & FILENAME: SATRAFFICLIGHTING\p\18255-93\18255-93_101-311.dwg

LEGEND

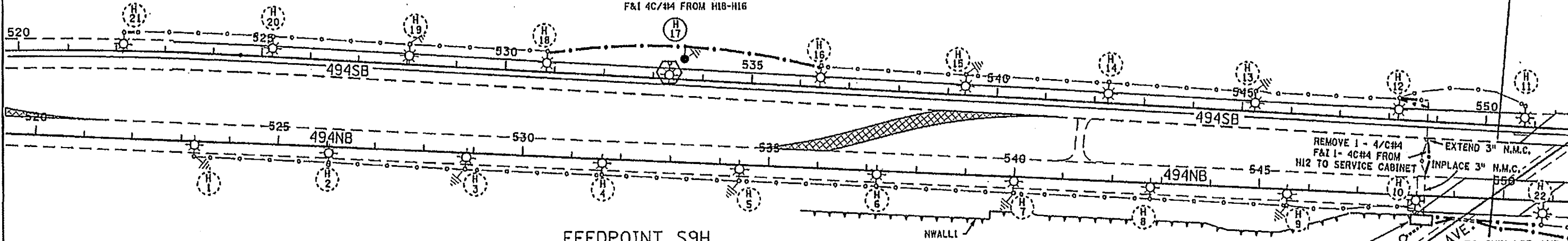
-  HIGH PRESSURE SODIUM LIGHTING UNIT
-  INSTALL SALVAGED LIGHTING UNIT
F&I LIGHT BASE
-  UNDERPASS FIXTURE
-  INPLACE UNDERPASS FIXTURE
-  INPLACE LIGHTING UNIT
-  INPLACE ARMORED CABLE
-  ARMORED CABLE 4 CONDUCTOR NO. 4
-  PAD MOUNTED SOURCE OF POWER CABINET
TYPE L1 or L2 AS NOTED 240/480 VOLT
-  INPLACE PAD MOUNTED SOURCE
OF POWER 240/480 VOLT
-  PERMANENT GROUND ROD (25 OHMS OR LESS)
-  3" NON-METALLIC CONDUIT DIRECTIONAL
BORE (UNLESS OTHERWISE NOTED)
-  3" INPLACE NON-METALLIC CONDUIT
-  INPLACE HANDHOLE
-  SALVAGE LIGHTING UNIT - REMOVE BASE



H17 SALVAGE LIGHTING UNIT H17
 REMOVE LIGHT STANDARD BASE
 INSTALL SALVAGED LIGHTING UNIT
 F&I LIGHT BASE DESIGN H
 F&I 4C/4#4 FROM H18-H16



MATCH LINE A
 SEE PAGE 311



FEEDPOINT S9H

LIGHTING STANDARDS AND BASES						
NO.	STA.	LT.	RT.	LOCATION	TYPE	WATTAGE
1-16					INPLACE LIGHTING	
17					RELOCATE AS SHOWN	
18-21					INPLACE LIGHTING	
22-29					INPLACE LIGHTING - RENUMBER AS SHOWN	
30	568+10			TH494NB	9-49	400
31	570+48			TH494NB	9-49	400
32					INPLACE UNDERPASS - REPLACE FIXTURE - RENUMBER	

FEEDPOINT S9H

LIGHTING STANDARDS AND BASES						
NO.	STA.	LT.	RT.	LOCATION	TYPE	WATTAGE
33	14+40			SE RAMP	9-40	250
34	16+90					
35	19+20					
36	21+50					
37	24+60			SE RAMP		
38	43+50			SE LOOP		
39	45+75					
40	47+90					
41	50+10			SE LOOP	9-40	250

① INSTALL SALVAGED LIGHTING UNIT

INPLACE S.O.P. S9H
 PAD MOUNTED SERVICE CABINET
 TYPE L1 240/480 VOLT METERED
 SEE WIRE DIAGRAM FOR
 ADDITIONAL BREAKERS
 AND 4C#4 CABLE

REMOVE 1 - 4/C#4
 F&I 1- 4C#4 FROM
 H12 TO SERVICE CABINET

EXTEND 3" N.M.C.
 INPLACE 3" N.M.C.

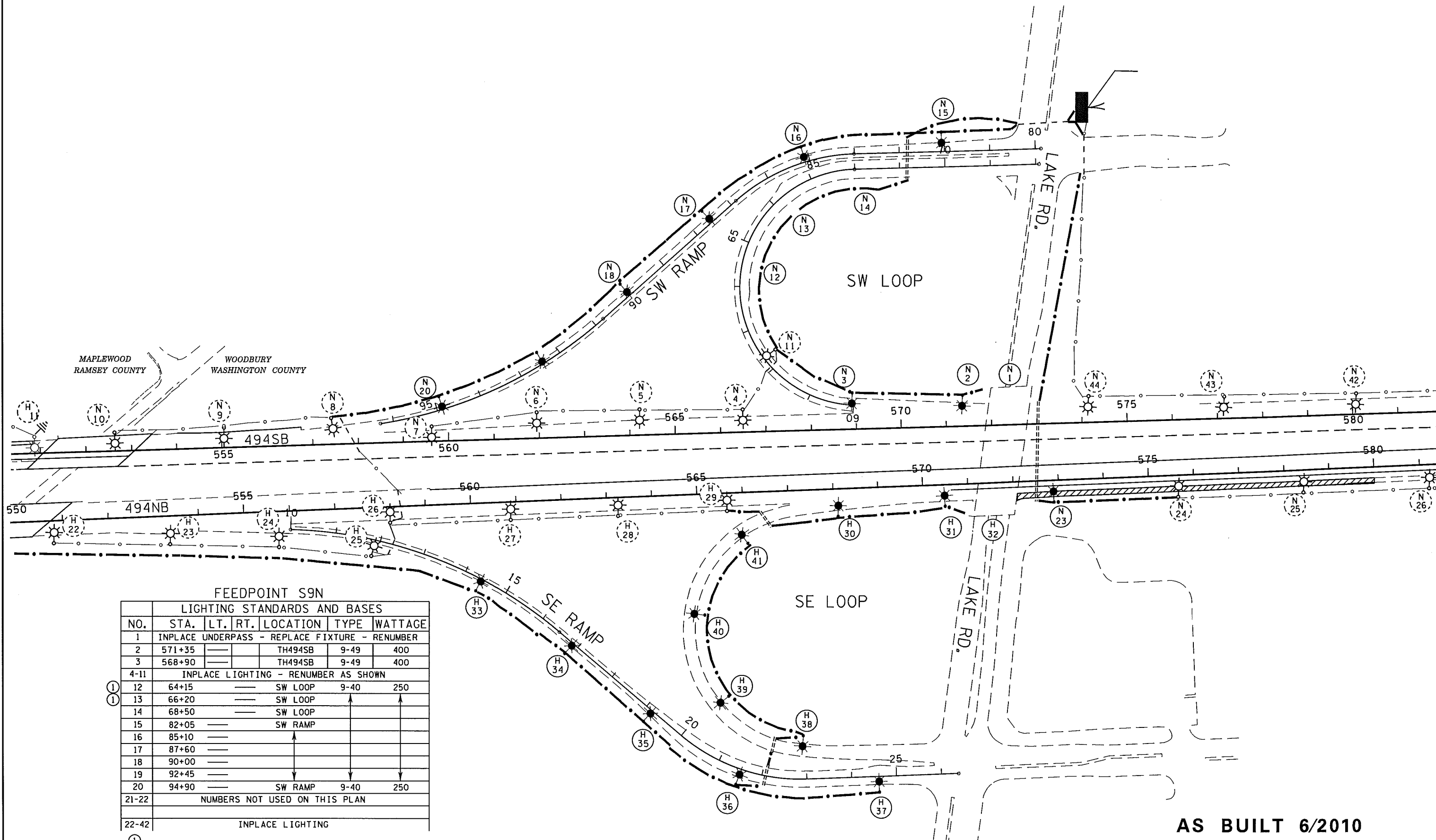
TO INPLACE AND
 NEW LIGHTING
 SEE SHEET 311

FEEDPOINT S9H

BY	DATE	REVISIONS	SYSTEM ID: FEEDPOINT: S9H	T.E.	LOCATION: CENTURY AVE.	LIGHTING PLAN
			METER ADDRESS:			
DRAWN BY: NS			CERTIFIED BY: <i>Michael P. Delaney</i>		STATE PROJ. NO. 8285-93 (T.H. 494)	SHEET NO. 310 OF 341 SHEETS
CKD BY: GB			LIC. NO. 19863 DATE: 02-23-2009			

PLOTTED/REVISED: 6/4/2010

DISTRICT #: METRO
 IPLOT NAME: 18285-93_lol-3-11AB
 PATH & FILENAME: IP_PWP-d0782985+8285-93_lol-3-11AB.dgn



FEEDPOINT S9N

LIGHTING STANDARDS AND BASES						
NO.	STA.	LT.	RT.	LOCATION	TYPE	WATTAGE
1	INPLACE UNDERPASS - REPLACE FIXTURE - RENUMBER					
2	571+35			TH494SB	9-49	400
3	568+90			TH494SB	9-49	400
4-11	INPLACE LIGHTING - RENUMBER AS SHOWN					
12	64+15			SW LOOP	9-40	250
13	66+20			SW LOOP		
14	68+50			SW LOOP		
15	82+05			SW RAMP		
16	85+10					
17	87+60					
18	90+00					
19	92+45					
20	94+90			SW RAMP	9-40	250
21-22	NUMBERS NOT USED ON THIS PLAN					
22-42	INPLACE LIGHTING					

AS BUILT 6/2010

BY	DATE	REVISIONS	SYSTEM ID:	LIGHTING PLAN
EK	6/2010	ADD HOMERUN FROM H33		
DRAWN BY: NS		CKD BY: GB	DATE:	STATE PROJ. NO. 8285-93 (T.H. 494) SHEET NO. 311 OF 341 SHEETS
CERTIFIED BY _____			LIC. NO. 19863 DATE: _____	
			LICENSED PROFESSIONAL ENGINEER	