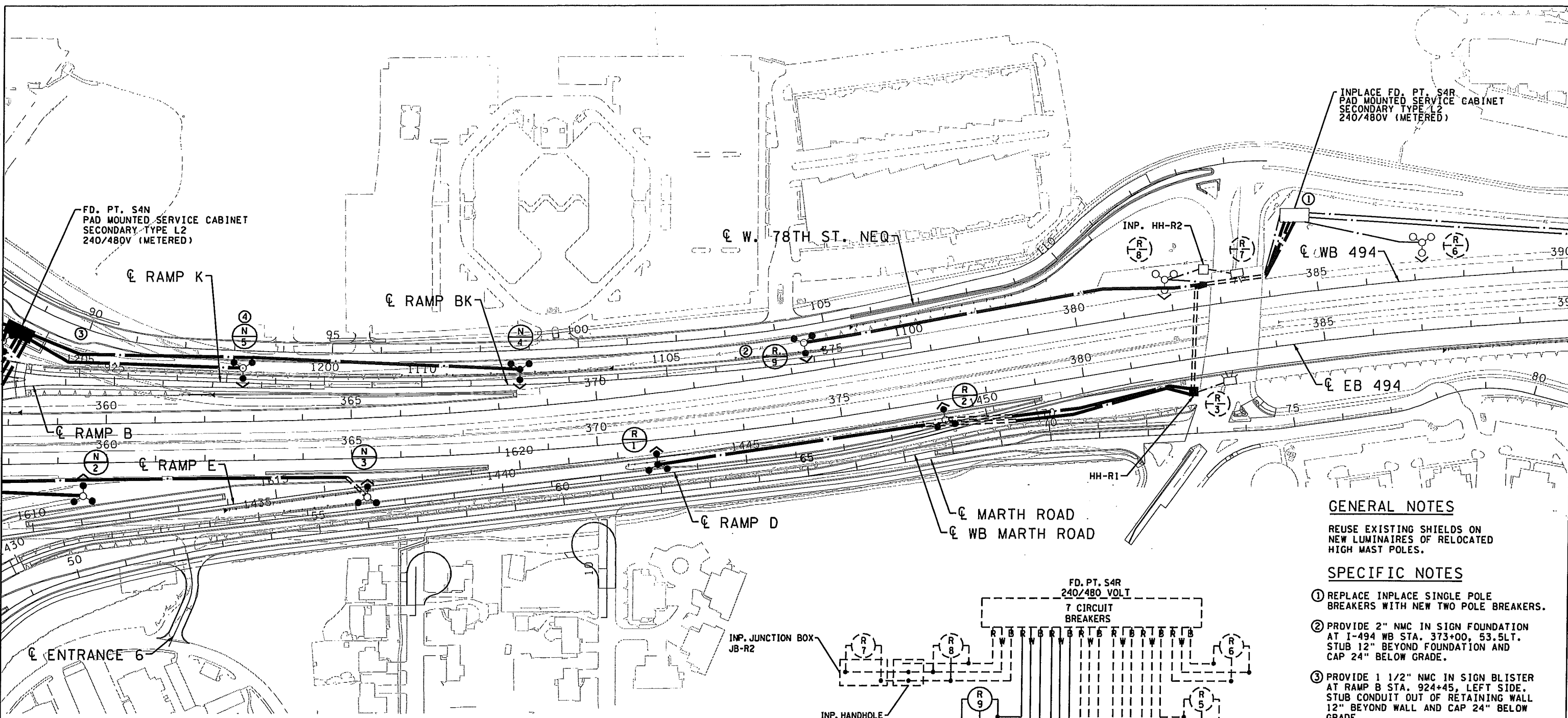


\\mspac01\proj\as-built\design\plan_package\sheers\30 Lighting Plans\CD277603_T24_LL08.dgn

10:22:53 AM 2/7/2015



INPLACE FD. PT. S4R
PAD MOUNTED SERVICE CABINET
SECONDARY TYPE L2
240/480V (METERED)

FD. PT. S4N
PAD MOUNTED SERVICE CABINET
SECONDARY TYPE L2
240/480V (METERED)

GENERAL NOTES

REUSE EXISTING SHIELDS ON
NEW LUMINAIRES OF RELOCATED
HIGH MAST POLES.

SPECIFIC NOTES

- ① REPLACE INPLACE SINGLE POLE BREAKERS WITH NEW TWO POLE BREAKERS.
- ② PROVIDE 2" NMC IN SIGN FOUNDATION AT I-494 WB STA. 373+00, 53.5LT. STUB 12" BEYOND FOUNDATION AND CAP 24" BELOW GRADE.
- ③ PROVIDE 1 1/2" NMC IN SIGN BLISTER AT RAMP B STA. 924+45, LEFT SIDE. STUB CONDUIT OUT OF RETAINING WALL 12" BEYOND WALL AND CAP 24" BELOW GRADE.
- ④ INSTALL HIGH MAST POLE N5 ON A PILE FOUNDATION. COORDINATE PILES WITH BATTERED PILES OF RETAINING WALL AND UTILITY DUCTBANK IN AREA.

FD. PT. S4R

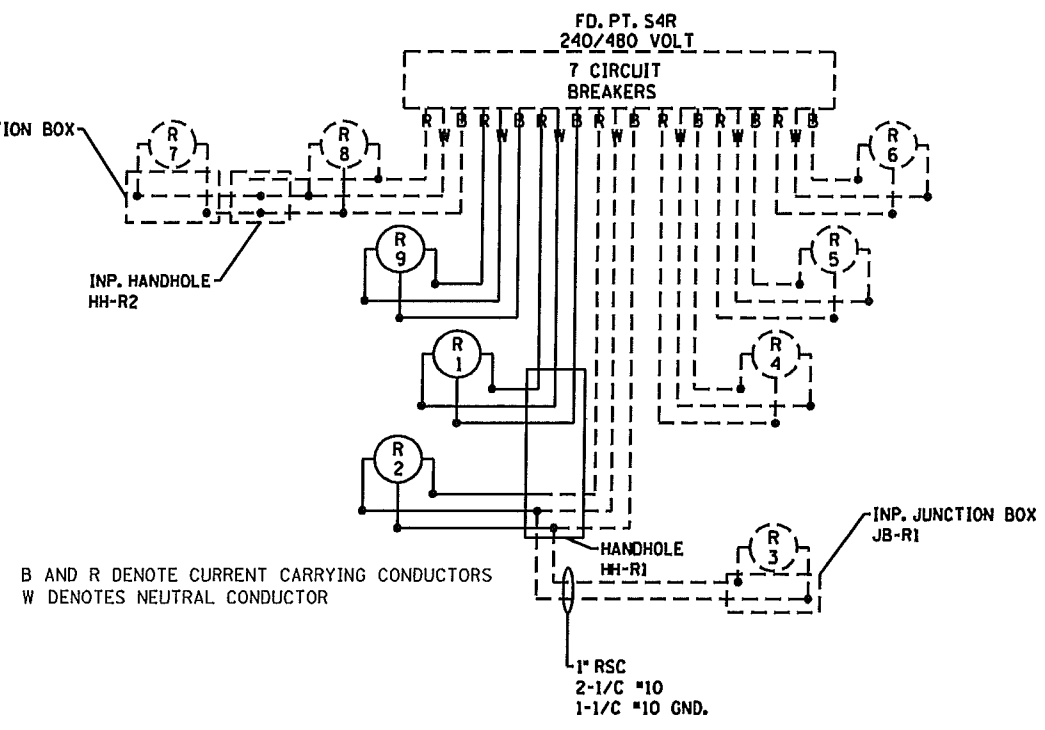
LIGHTING STANDARDS AND BASES				
NO.	STATION	LT.	RT.	LOCATION TYPE
1	371+19	50		I 494 EB 3-100
2	377+09	41		I 494 EB 3-100
3	INPLACE	-		I 494 EB L
6	INPLACE	-		I 494 WB 3-100
7	INPLACE	-		I 494 EB L
8	INPLACE	-		I 494 WB 3-100
9	374+15	63		I 494 WB 3-100

* RELOCATED

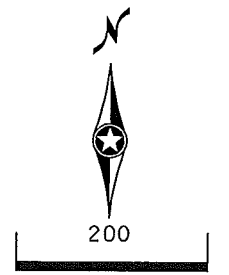
FD. PT. S4N

LIGHTING STANDARDS AND BASES				
NO.	STATION	LT.	RT.	LOCATION TYPE
2	359+51	68		I 494 EB 3-100
3	365+31	79		I 494 EB 3-100
4	368+50	78		I 494 WB 3-100
5	362+79	109		I 494 WB 3-100

* RELOCATED

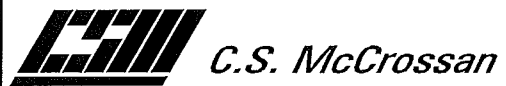


B AND R DENOTE CURRENT CARRYING CONDUCTORS
W DENOTES NEUTRAL CONDUCTOR



MNDOT			
SIGNATURE	DATE	BY	DESCRIPTION OF REVISION
	01-14-13		AS-BUILT

DRAWN:	TKF
CHECKED:	MAH
DESIGNED:	MAH
CHECKED:	BML



I HEREBY CERTIFY THAT THIS PLAN WAS PREPARED BY ME OR UNDER MY DIRECT SUPERVISION AND THAT I AM A DULY LICENSED PROFESSIONAL ENGINEER UNDER THE LAWS OF THE STATE OF MINNESOTA.

NAME BEATRIZ A MENDEZ-LORA LICENSE 25230 DATE 25230

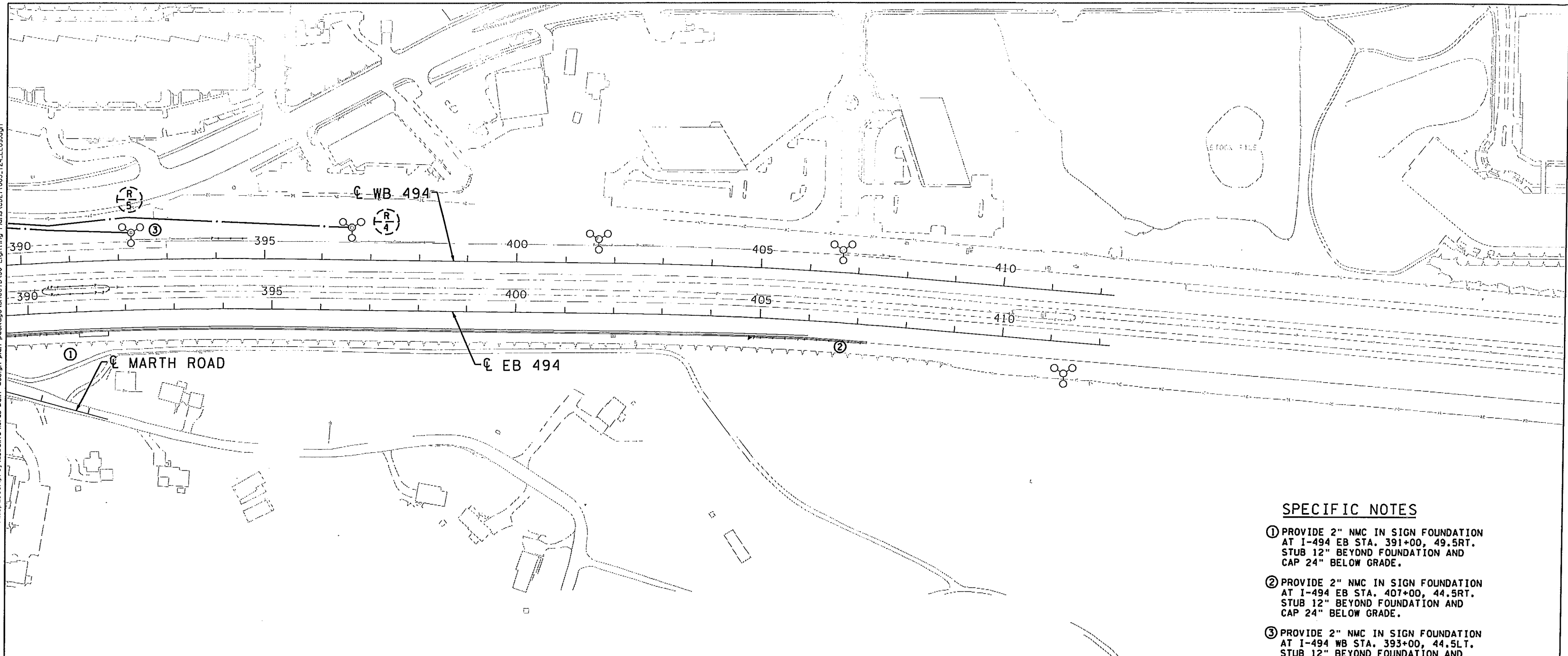
LIGHTING SHEET
I-494 STA. 358-390

S.P. NO. 2776-03 (T.H. 169)
SHEET NO. 1300 OF 2032 SHEETS

DESIGN PACKAGE	T24
SHEET LOCATION	SL_H
DRAWING NAME	CD277603_T24_LL08

\\mspdcc01\proj\as-built\design\plan_package\sheet\30_Lighting_Plan\CD277603_T24.LL09.dgn

02/25/14 AM

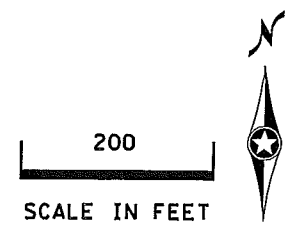


SPECIFIC NOTES

- ① PROVIDE 2" NMC IN SIGN FOUNDATION AT I-494 EB STA. 391+00, 49.5RT. STUB 12" BEYOND FOUNDATION AND CAP 24" BELOW GRADE.
- ② PROVIDE 2" NMC IN SIGN FOUNDATION AT I-494 EB STA. 407+00, 44.5RT. STUB 12" BEYOND FOUNDATION AND CAP 24" BELOW GRADE.
- ③ PROVIDE 2" NMC IN SIGN FOUNDATION AT I-494 WB STA. 393+00, 44.5LT. STUB 12" BEYOND FOUNDATION AND CAP 24" BELOW GRADE.

FD. PT. S4R

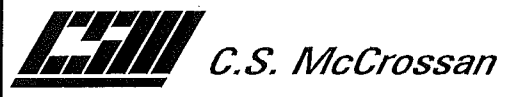
LIGHTING STANDARDS AND BASES				
NO.	STATION	LT.	RT.	TYPE
4	INPLACE	-	I-494 WB	3-100
5	INPLACE	-	I-494 WB	3-100



SHEET 9 OF 14

MNDOT			
SIGNATURE _____		DATE _____	
REV	DATE	BY	DESCRIPTION OF REVISION
	01-14-13		AS-BUILT

DRAWN: TKF
 CHECKED: MAH
 DESIGNED: MAH
 CHECKED: BML



I HEREBY CERTIFY THAT THIS PLAN WAS PREPARED BY ME OR UNDER MY DIRECT SUPERVISION AND THAT I AM A DULY LICENSED PROFESSIONAL ENGINEER UNDER THE LAWS OF THE STATE OF MINNESOTA.
 NAME BEATRIZ A MENDEZ-LORA LICENSE 25230 DATE _____

LIGHTING SHEET
 I-494 STA. 390-410
 S.P. NO. 2776-03 (T.H. 169)
 SHEET NO. 1301 OF 2032 SHEETS

DESIGN PACKAGE T24
 SHEET LOCATION SL_I
 DRAWING NAME CD277603.T24.LL09