

FD. PT. S4P

LIGHTING STANDARDS AND BASES				
NO.	STATION	LT. RT.	LOCATION	TYPE
1	489+61	97	SB TH 169	3-100
2	INPLACE	-	I-494 WB	3-100
4	339+36	45	I-494 EB	3-100
5	INPLACE	-	I-494 EB	3-100
6	INPLACE	-	I-494 EB	3-100
7	INPLACE	-	I-494 EB	L
8	INPLACE	-	I-494 WB	L
9	524+12	**	RAMP F	L
10	341+41	**	I-494 EB	L
11	341+43	**	I-494 WB	L
12	112+19	**	RAMP I	L

* RELOCATED
** ON ABUTMENT

FD. PT. R55

LIGHTING STANDARDS AND BASES				
NO.	STATION	LT. RT.	LOCATION	TYPE
2	471+42	49	TH 169 NB	9-49
3	474+22	52	TH 169 NB	9-49
4	476+73	54	TH 169 NB	9-49
5	479+28	39	TH 169 NB	9-49
6	482+25	40	TH 169 NB	9-49
8	1526+90	37	RAMP C	9-40
9	1529+64	26	RAMP C	9-40
10	1532+07	24	RAMP C	9-40
11	1534+22	33	RAMP C	9-40
12	1426+33	*	RAMP D	6B-40
13	1429+29	*	RAMP D	6B-40
14	482+21	35	TH 169 SB	9-49
15	478+48	62	TH 169 SB	9-49
16	475+64	64	TH 169 SB	9-49
17	473+08	34	TH 169 SB	9-49
18	470+23	47	TH 169 SB	9-49
19	913+29	*	RAMP B	6B-40
20	910+90	35	RAMP B	9-40
21	908+27	30	RAMP B	9-40
22	905+57	27	RAMP B	9-40
23	423+15	25	RAMP G	9-40
24	425+92	**	RAMP G	6B-40
25	428+55	38	RAMP G	9-40
26	701+20	47	RAMP F RT	9-40
27	601+30	37	RAMP A	9-40
28	603+67	37	RAMP A	9-40
29	606+20	33	RAMP A	9-40
30	608+16	18	RAMP A	9-40

* BRIDGE UNIT
** RETAINING WALL UNIT

GENERAL NOTES

REUSE EXISTING SHIELDS ON NEW LUMINAIRES OF RELOCATED HIGH MAST POLES.

INPLACE 9-49 POLES ALONG TH 169 NORTH OF I-494 SHALL BE RELOCATED TO NEW LOCATIONS SHOWN ON PLAN.

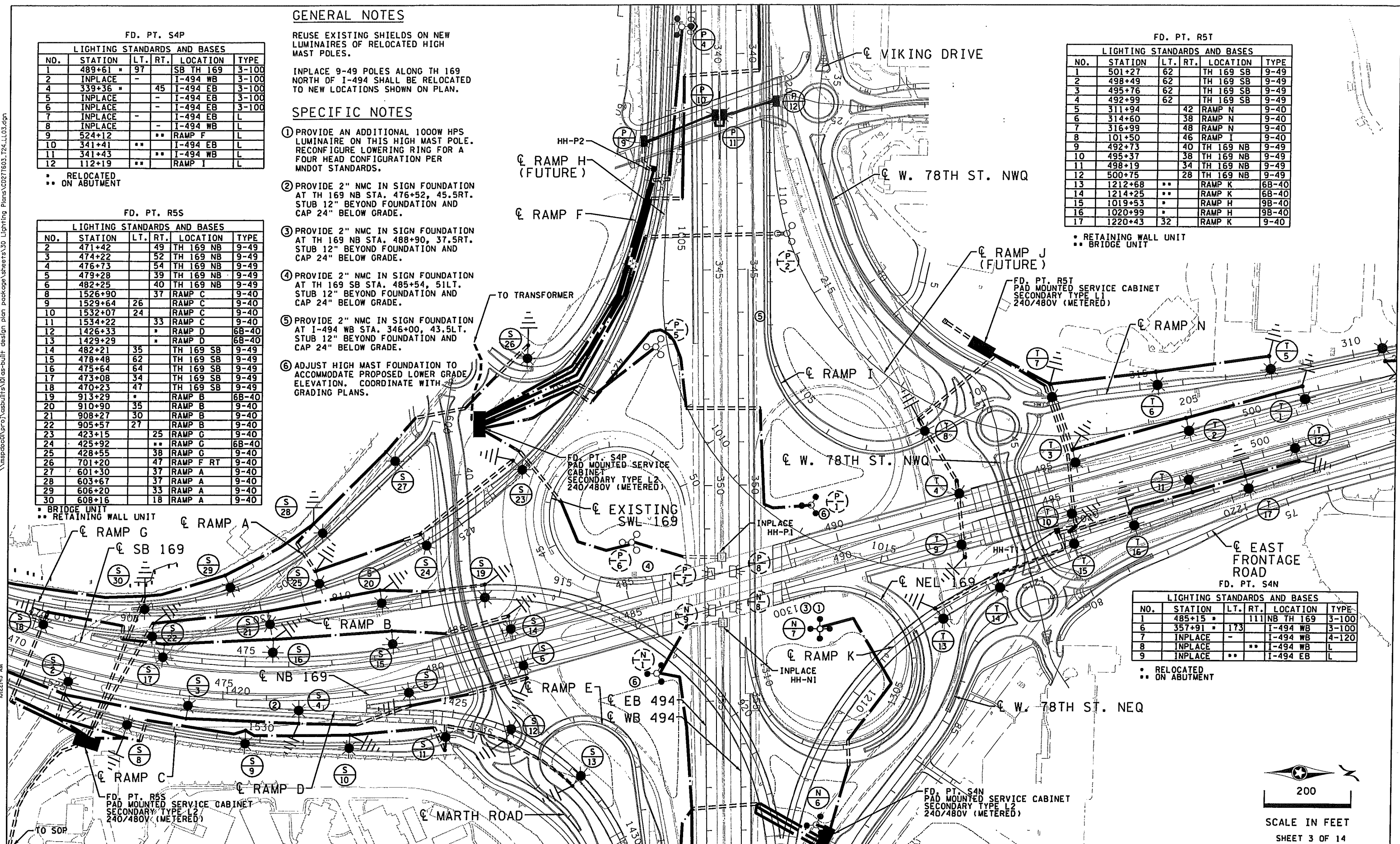
SPECIFIC NOTES

- PROVIDE AN ADDITIONAL 1000W HPS LUMINAIRE ON THIS HIGH MAST POLE. RECONFIGURE LOWERING RING FOR A FOUR HEAD CONFIGURATION PER MNDOT STANDARDS.
- PROVIDE 2" NMC IN SIGN FOUNDATION AT TH 169 NB STA. 476+52, 45.5RT. STUB 12" BEYOND FOUNDATION AND CAP 24" BELOW GRADE.
- PROVIDE 2" NMC IN SIGN FOUNDATION AT TH 169 NB STA. 488+90, 37.5RT. STUB 12" BEYOND FOUNDATION AND CAP 24" BELOW GRADE.
- PROVIDE 2" NMC IN SIGN FOUNDATION AT TH 169 SB STA. 485+54, 51LT. STUB 12" BEYOND FOUNDATION AND CAP 24" BELOW GRADE.
- PROVIDE 2" NMC IN SIGN FOUNDATION AT I-494 WB STA. 346+00, 43.5LT. STUB 12" BEYOND FOUNDATION AND CAP 24" BELOW GRADE.
- ADJUST HIGH MAST FOUNDATION TO ACCOMMODATE PROPOSED LOWER GRADE ELEVATION. COORDINATE WITH GRADING PLANS.

FD. PT. R5T

LIGHTING STANDARDS AND BASES				
NO.	STATION	LT. RT.	LOCATION	TYPE
1	501+27	62	TH 169 SB	9-49
2	498+49	62	TH 169 SB	9-49
3	495+76	62	TH 169 SB	9-49
4	492+99	62	TH 169 SB	9-49
5	311+94	42	RAMP N	9-40
6	314+60	38	RAMP N	9-40
7	316+99	48	RAMP N	9-40
8	101+50	46	RAMP I	9-40
9	492+73	40	TH 169 NB	9-49
10	495+37	38	TH 169 NB	9-49
11	498+19	34	TH 169 NB	9-49
12	500+75	28	TH 169 NB	9-49
13	1212+68	**	RAMP K	6B-40
14	1214+25	**	RAMP K	6B-40
15	1019+53	*	RAMP H	9B-40
16	1020+99	*	RAMP H	9B-40
17	1220+43	32	RAMP K	9-40

* RETAINING WALL UNIT
** BRIDGE UNIT



LIGHTING STANDARDS AND BASES				
NO.	STATION	LT. RT.	LOCATION	TYPE
1	485+15	111	NB TH 169	3-100
6	357+91	173	I-494 WB	3-100
7	INPLACE	-	I-494 WB	4-120
8	INPLACE	**	I-494 WB	L
9	INPLACE	**	I-494 EB	L

* RELOCATED
** ON ABUTMENT



SCALE IN FEET
SHEET 3 OF 14

SIGNATURE		DATE	
REV	DATE	BY	DESCRIPTION OF REVISION
	01-14-13		AS-BUILT

DRAWN: TKF	
CHECKED: MAH	
DESIGNED: MAH	
CHECKED: BML	

I HEREBY CERTIFY THAT THIS PLAN WAS PREPARED BY ME OR UNDER MY DIRECT SUPERVISION AND THAT I AM A DULY LICENSED PROFESSIONAL ENGINEER UNDER THE LAWS OF THE STATE OF MINNESOTA.

NAME: BEATRIZ A. MENDEZ-LORA LICENSE: 25230

LIGHTING SHEET
TH 169 STA. 470-503

S.P. NO. 2776-03 (T.H. 169)
SHEET NO. 1295 OF 2032 SHEETS

DESIGN PACKAGE T24

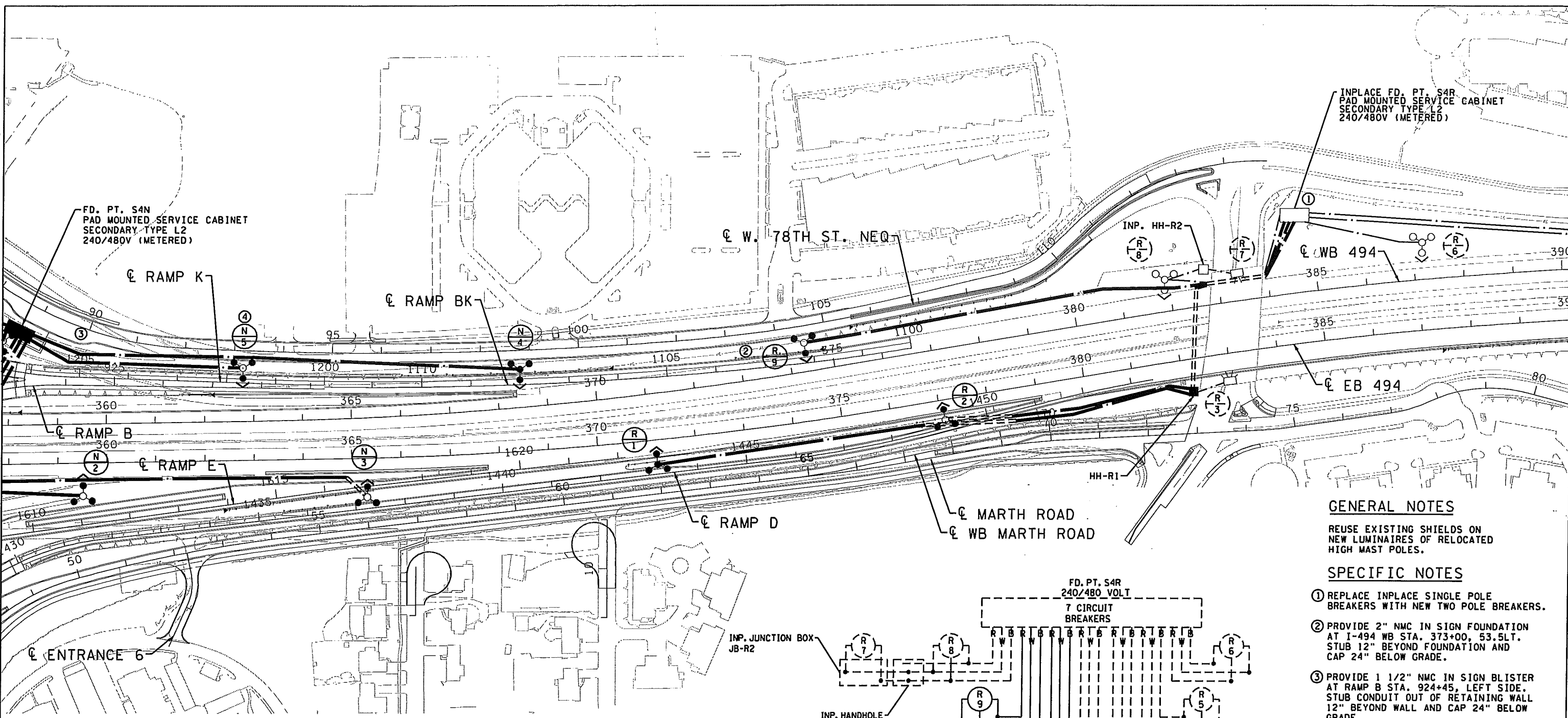
SHEET LOCATION SL_C

DRAWING NAME CD277603_T24.LL03

2/7/2013 10:22:45 AM \\mspec01\p\proj\as-built\plans\30 Lighting\plans\CD277603_T24.LL03.dgn

\\mspac01\proj\as-built\design plan package\sheers\30 Lighting Plans\CD277603_T24_LL08.dgn

10:22:53 AM 2/7/2013



INPLACE FD. PT. S4R
PAD MOUNTED SERVICE CABINET
SECONDARY TYPE L2
240/480V (METERED)

FD. PT. S4N
PAD MOUNTED SERVICE CABINET
SECONDARY TYPE L2
240/480V (METERED)

GENERAL NOTES

REUSE EXISTING SHIELDS ON
NEW LUMINAIRES OF RELOCATED
HIGH MAST POLES.

SPECIFIC NOTES

- ① REPLACE INPLACE SINGLE POLE BREAKERS WITH NEW TWO POLE BREAKERS.
- ② PROVIDE 2" NMC IN SIGN FOUNDATION AT I-494 WB STA. 373+00, 53.5LT. STUB 12" BEYOND FOUNDATION AND CAP 24" BELOW GRADE.
- ③ PROVIDE 1 1/2" NMC IN SIGN BLISTER AT RAMP B STA. 924+45, LEFT SIDE. STUB CONDUIT OUT OF RETAINING WALL 12" BEYOND WALL AND CAP 24" BELOW GRADE.
- ④ INSTALL HIGH MAST POLE N5 ON A PILE FOUNDATION. COORDINATE PILES WITH BATTERED PILES OF RETAINING WALL AND UTILITY DUCTBANK IN AREA.

FD. PT. S4R

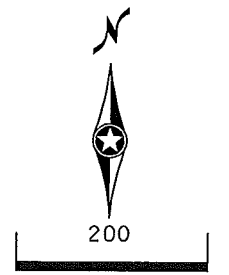
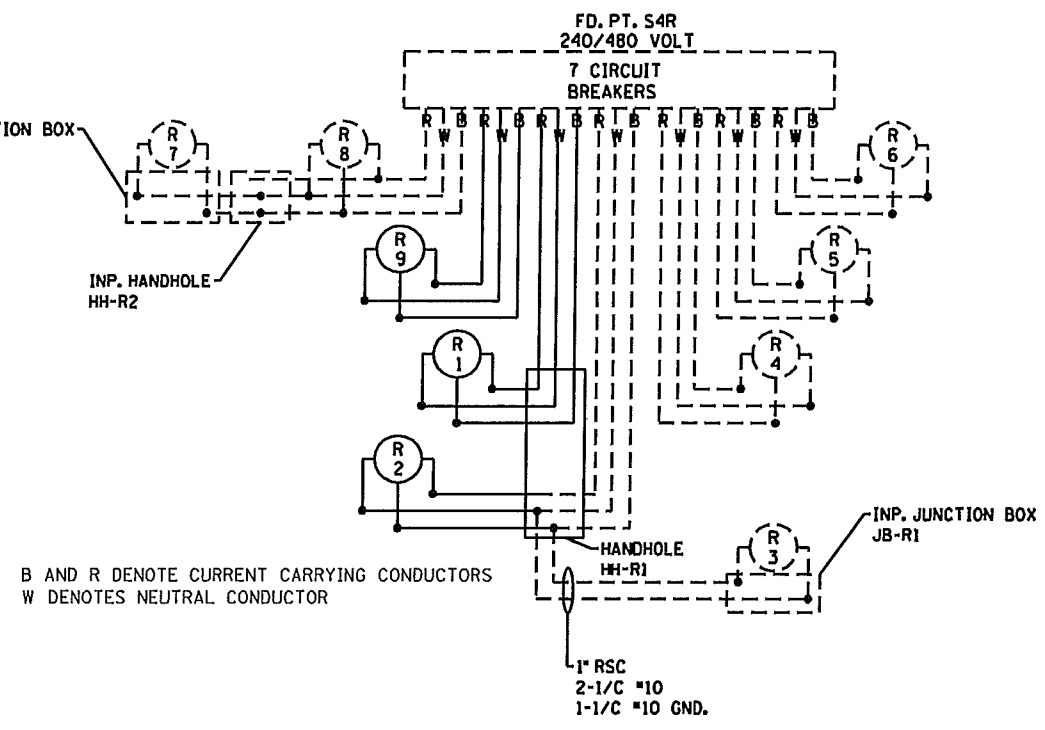
LIGHTING STANDARDS AND BASES				
NO.	STATION	LT.	RT.	LOCATION TYPE
1	371+19	50		I 494 EB 3-100
2	377+09	41		I 494 EB 3-100
3	INPLACE			I 494 EB L
6	INPLACE			I 494 WB 3-100
7	INPLACE			I 494 EB L
8	INPLACE			I 494 WB 3-100
9	374+15	63		I 494 WB 3-100

* RELOCATED

FD. PT. S4N

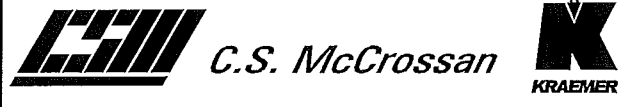
LIGHTING STANDARDS AND BASES				
NO.	STATION	LT.	RT.	LOCATION TYPE
2	359+51	68		I 494 EB 3-100
3	365+31	79		I 494 EB 3-100
4	368+50	78		I 494 WB 3-100
5	362+79	109		I 494 WB 3-100

* RELOCATED



SCALE IN FEET
SHEET 8 OF 14

MNDOT				DRAWN: TKF
SIGNATURE _____ DATE _____				CHECKED: MAH
REV	DATE	BY	DESCRIPTION OF REVISION	DESIGNED: MAH
	01-14-13		AS-BUILT	CHECKED: BML



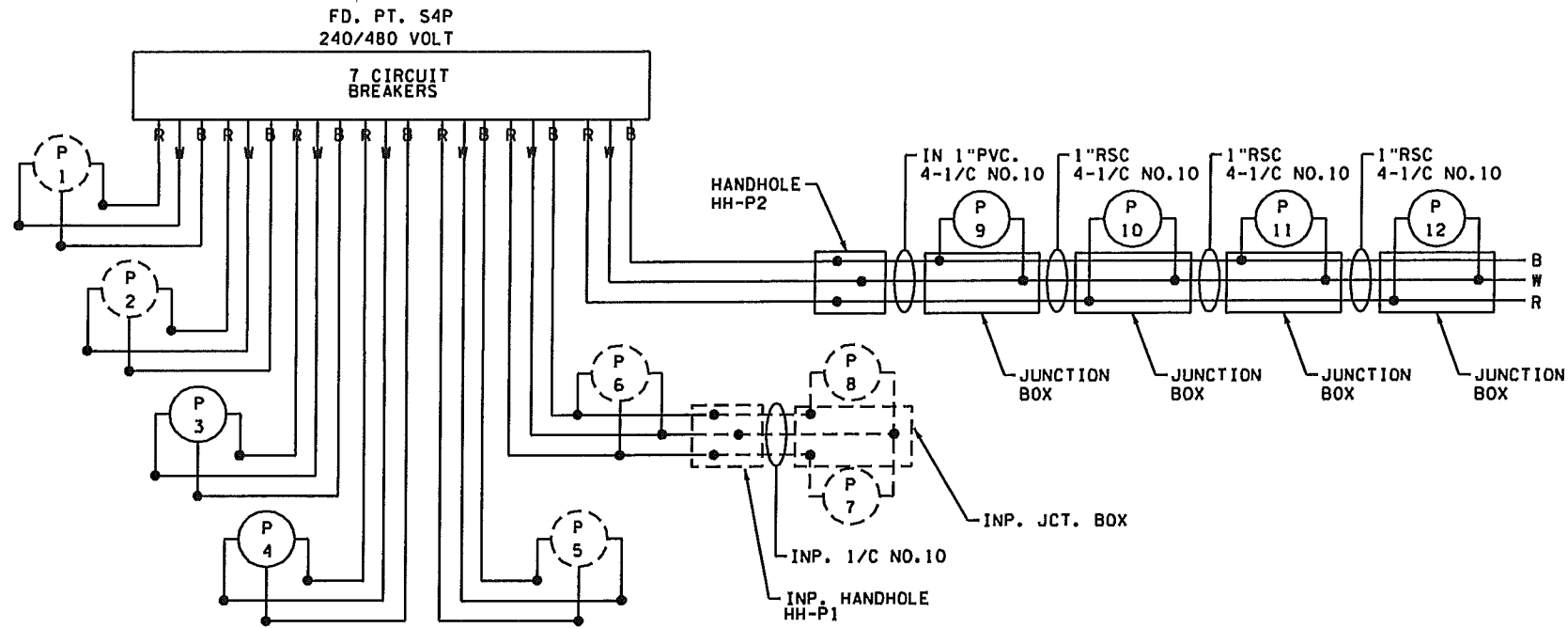
I HEREBY CERTIFY THAT THIS PLAN WAS PREPARED BY ME OR UNDER MY DIRECT SUPERVISION AND THAT I AM A DULY LICENSED PROFESSIONAL ENGINEER UNDER THE LAWS OF THE STATE OF MINNESOTA.
NAME BEATRIZ A MENDEZ-LORA LICENSE 25230 DATE 25230

LIGHTING SHEET
I-494 STA. 358-390
S.P. NO. 2776-03 (T.H. 169)
SHEET NO. 1300 OF 2032 SHEETS

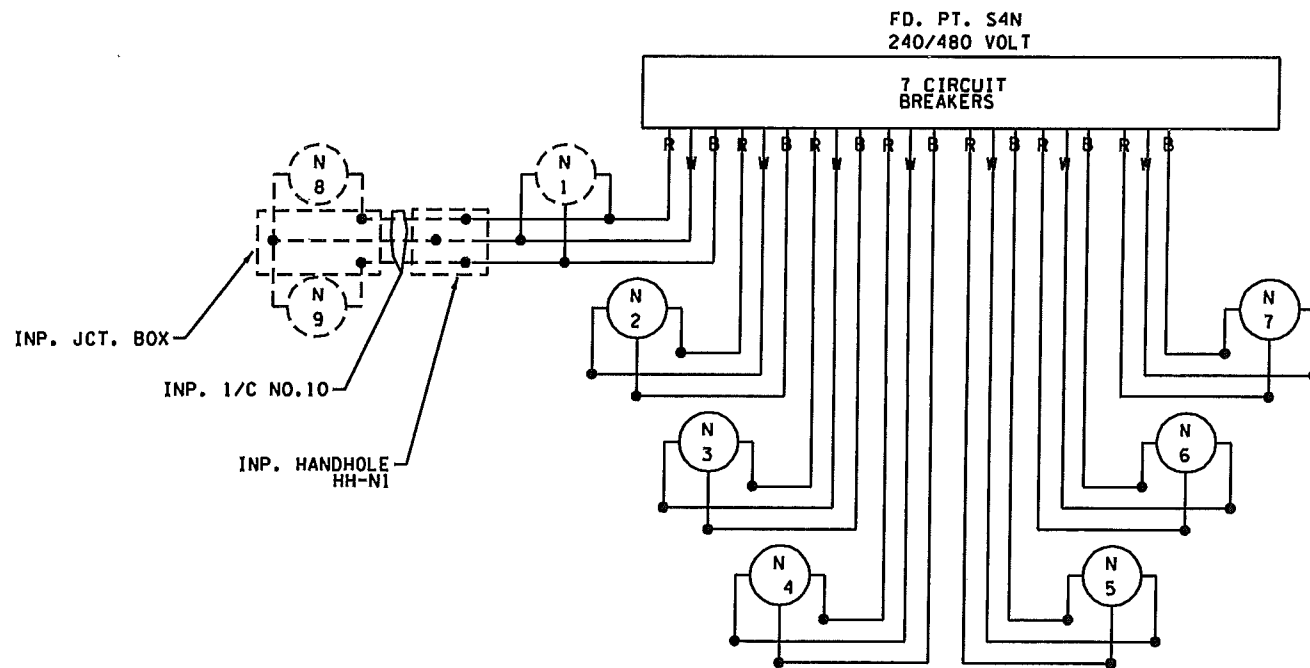
DESIGN PACKAGE T24
SHEET LOCATION SL_H
DRAWING NAME CD277603_T24_LL08

\\mspd001\proj\as-built\design plan package\sheets\30 Lighting Plans\CD277603_T24.WDD1.dgn

02/23/07 AM



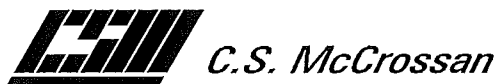
B AND R DENOTE CURRENT CARRYING CONDUCTORS
 W DENOTES NEUTRAL CONDUCTOR
 DASHED LINES DENOTE INPLACE



B AND R DENOTE CURRENT CARRYING CONDUCTORS
 W DENOTES NEUTRAL CONDUCTOR

MNDOT			
SIGNATURE	DATE	BY	DESCRIPTION OF REVISION
	01-14-13		AS-BUILT

DRAWN:	TKF
CHECKED:	MAH
DESIGNED:	MAH
CHECKED:	BML



I HEREBY CERTIFY THAT THIS PLAN WAS PREPARED BY ME OR UNDER MY DIRECT SUPERVISION AND THAT I AM A DULY LICENSED PROFESSIONAL ENGINEER UNDER THE LAWS OF THE STATE OF MINNESOTA.
 NAME: BEATRIZ A MENDEZ-LORA LICENSE: 25230 DATE: 2/23/07

WIRING DIAGRAMS
 I-494 S4P S4N
 S.P. NO. 2776-03 (T.H. 169)
 SHEET NO. 1307 OF 2032 SHEETS

DESIGN PACKAGE T24
 SHEET LOCATION NA
 DRAWING NAME CD277603_T24.WDD1