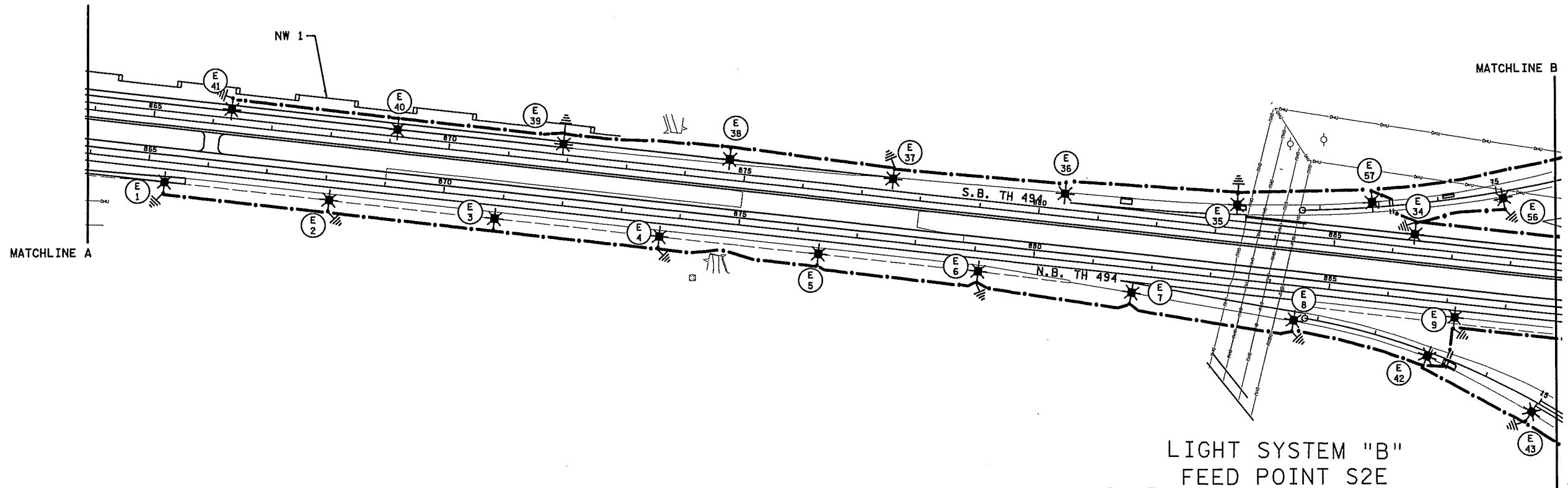
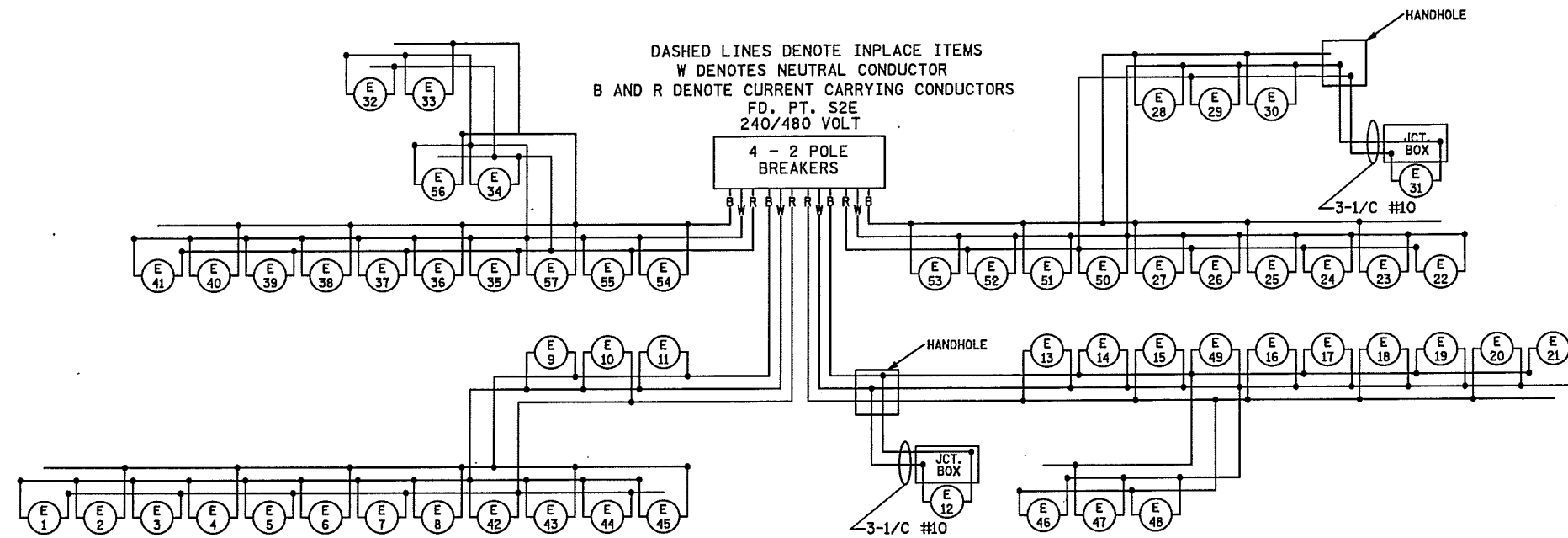



SEE LEGEND SHEET SL14



LIGHT SYSTEM "B"
FEED POINT S2E

S.A.P. 027-030-039

PLOTTED/REVISED: 12/15/2014

DISTRICT #: METRO
IPLLOT NAME: 12785-330.lit10.a
PATH & FILENAME: IP_PWP-d157491412785-330.lit10.a.dgn

BY	DATE	REVISIONS	FEEDPOINT: S2E	LOCATION: C.S.A.H. 6	LIGHTING PLAN
			METER ADDRESS: 14101 CO. RD. 6, PLYMOUTH 55447		
DRAWN BY: PB			CERTIFIED BY: <i>Michael P. Gubinsky</i> LICENSED PROFESSIONAL ENGINEER		STATE PROJ.NO. 2785-330 (T.H. 494) SHEET NO. SL15 OF SL27 SHEETS
CKD BY:			LIC. NO. 19863 DATE: 12/15/2014		
DATE:					

SEE LEGEND SHEET SL14

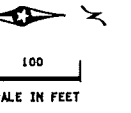
FEEDPOINT S02E

LIGHTING STANDARDS AND FOUNDATIONS					
NO.	STATION	LT.	RT.	LOCATION	TYPE
1	865+30			TH 494 NB	9-49 LED
2	868+10				9-49 LED
3	870+90				9-49 LED
4	873+70				9-49 LED
5	876+40				9-49 LED
6	879+10				9-49 LED
7	881+70				9-49 LED
8	884+45				9-49 LED
9	887+15				9-49 LED
10	889+80				9-49 LED
11	892+60				9-49 LED
12	894+09				L-LED
13	896+00				9-49 LED
14	898+80				9-49 LED
15	901+60				9-49 LED
16	904+40				9-49 LED
17	907+20				9-49 LED
18	910+00				9-49 LED
19	912+80				9-49 LED
20	915+60				9-49 LED
21	918+40			TH 494 NB	9-49 LED
22	917+80			TH 494 SB	9-49 LED
23	915+00				9-49 LED
24	912+20				9-49 LED
25	909+40				9-49 LED
26	906+60				9-49 LED
27	903+80				9-49 LED
28	901+05				9-49 LED
29	898+25				9-49 LED
30	895+35				9-49 LED
31	893+85			TH 494 SB	L-LED

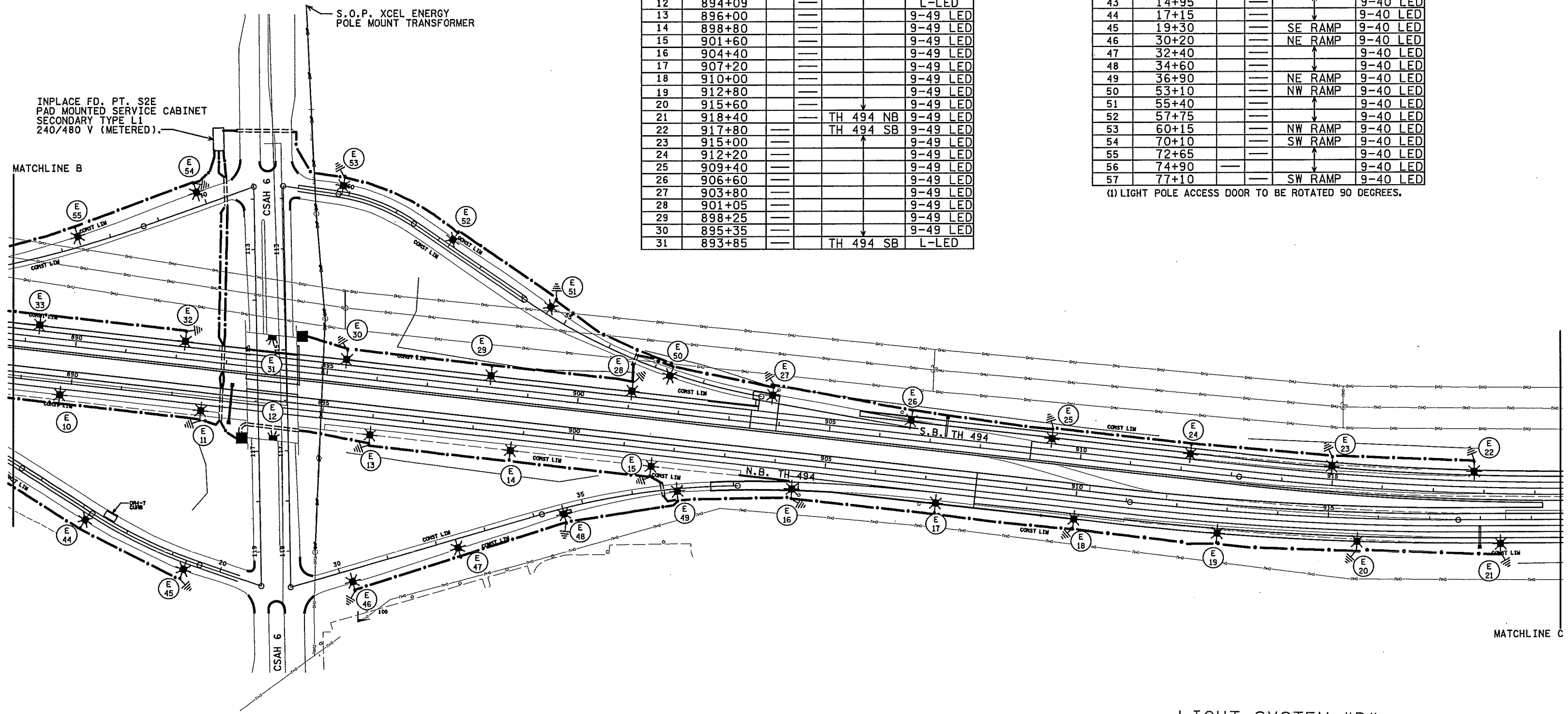
FEEDPOINT S02E

LIGHTING STANDARDS AND FOUNDATIONS					
NO.	STATION	LT.	RT.	LOCATION	TYPE
32	892+15			TH 494 SB	9-49 LED
33	889+25				9-49 LED
34	886+35				9-49 LED
35	883+30				9-49 LED
36	880+40				9-49 LED
37	877+50				9-49 LED
38	874+70				9-49 LED
(1) 39	871+90				9-49 LED
(1) 40	869+10				9-49 LED
(1) 41	866+30			TH 494 SB	9-49 LED
42	12+95			SE RAMP	9-40 LED
43	14+95				9-40 LED
44	17+15				9-40 LED
45	19+30			SE RAMP	9-40 LED
46	30+20			NE RAMP	9-40 LED
47	32+40				9-40 LED
48	34+60				9-40 LED
49	36+90			NE RAMP	9-40 LED
50	53+10			NW RAMP	9-40 LED
51	55+40				9-40 LED
52	57+75				9-40 LED
53	60+15			NW RAMP	9-40 LED
54	70+10			SW RAMP	9-40 LED
55	72+65				9-40 LED
56	74+90				9-40 LED
57	77+10			SW RAMP	9-40 LED

(1) LIGHT POLE ACCESS DOOR TO BE ROTATED 90 DEGREES.



PLOTTED/REVISED: 11/10/2014



DISTRICT #: METRO
I/PLOT NAME: 12785-330.lit.lo pg16
PATH & FILENAME: IP_PWP-d15749142785-330.lit.lo.dgn

LIGHT SYSTEM "B"
FEED POINT S2E

S.A.P. 027-030-039

BY	DATE	REVISIONS	FEEDPOINT: S2E C.S.A.H. 6 METER ADDRESS: 14101 CO. RD. 6, PLYMOUTH 55447	CERTIFIED BY <u>Michael P. Selinsky</u> LIC. NO. <u>19863</u> DATE: <u>11/10/2014</u> <small>LICENSED PROFESSIONAL ENGINEER</small>	STATE PROJ. NO. 2785-330 (T.H. 494) SHEET NO. SL16 OF SL27 SHEETS
DRAWN BY: PB	CKD BY: GB	DATE: 7/2014			

LIGHTING PLAN