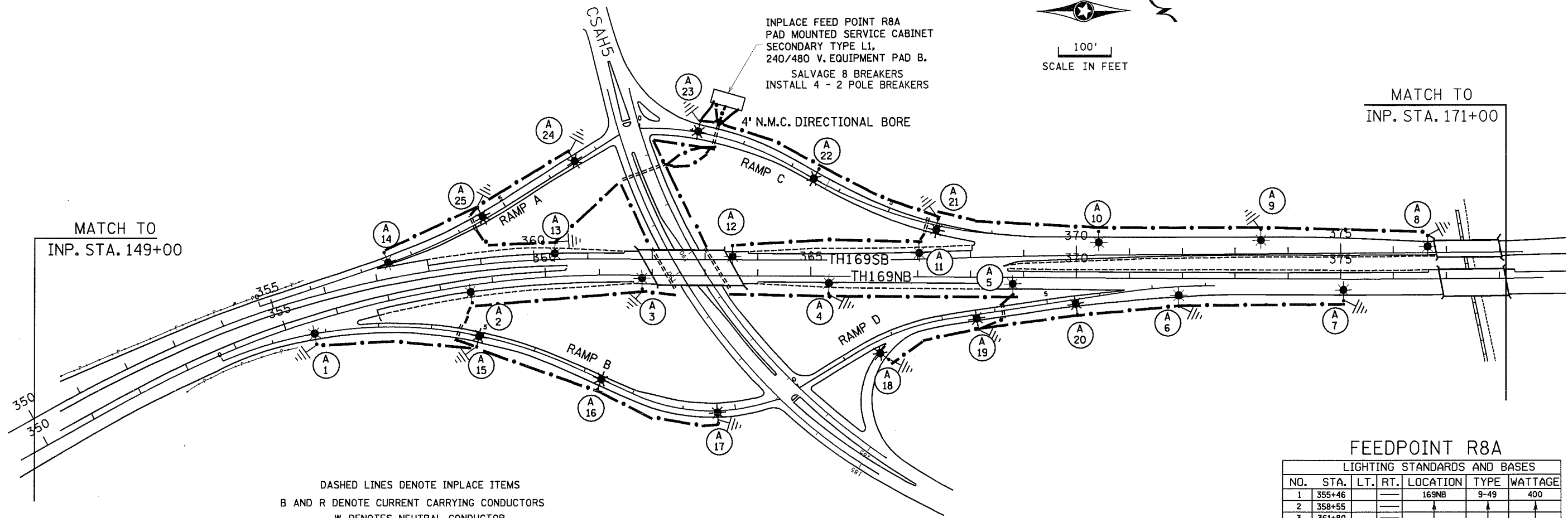



SEE LEGEND SHEET 45



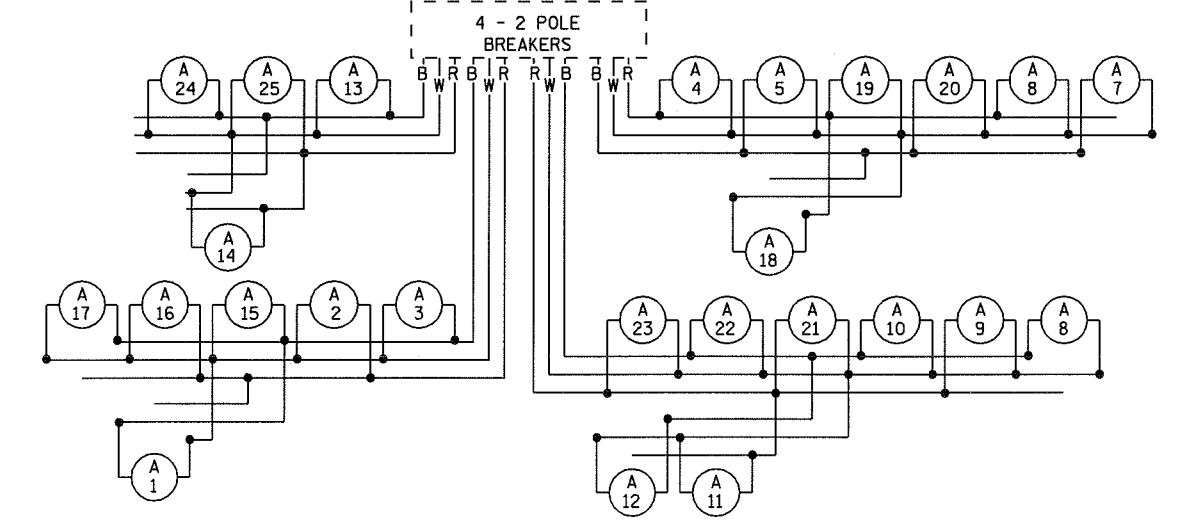
MATCH TO  
INP. STA. 171+00

MATCH TO  
INP. STA. 149+00

INPLACE FEED POINT R8A  
PAD MOUNTED SERVICE CABINET  
SECONDARY TYPE L1,  
240/480 V. EQUIPMENT PAD B.  
SALVAGE 8 BREAKERS  
INSTALL 4 - 2 POLE BREAKERS

4' N.M.C. DIRECTIONAL BORE

DASHED LINES DENOTE INPLACE ITEMS  
B AND R DENOTE CURRENT CARRYING CONDUCTORS  
W DENOTES NEUTRAL CONDUCTOR  
FD. PT. R8A  
240/480 VOLT



FEEDPOINT R8A

LIGHTING STANDARDS AND BASES					
NO.	STA.	LT.	RT.	LOCATION	TYPE WATTAGE
1	355+46			169NB	9-49 400
2	358+55				
3	361+80				
4	365+35				
5	368+80				
6	371+95				
7	375+05			169NB	
8	376+65			169SB	
9	373+50				
10	370+45				
11	367+05				
12	363+50				
13	360+40				
14	357+25			169SB	9-49 400
15	4+90			RAMP B	9-40 250
16	7+40			RAMP B	
17	9+70			RAMP B	
18	1+70			RAMP D	
19	3+65			RAMP D	
20	5+55			RAMP D	
21	5+95			RAMP C	
22	3+50			RAMP C	
23	1+10			RAMP C	
24	6+55			RAMP A	
25	4+55			RAMP A	9-40 250

AS-BUILT  
FEEDPOINT R8A

LIGHTING PLANS

BY	DATE	REVISIONS	FEEDPOINT: R8A	LOCATION: TH 169 at CSAH 5	STATE PROJ.NO. 2772-88 (T.H.169) SHEET NO. 57 OF 74 SHEETS
EK	2/2/10	Move crossing from A14 to A25	METER ADDRESS:		
DRAWN BY: NS CKD BY: GB DATE:			CERTIFIED BY: <i>Michael P. Lubinsky</i>	LIC. NO. 19863 DATE: 4/21/2009	

DISTRICT #: METRO  
 IPLOT NAME: 2ns 12772-88\_0  
 PATH & FILENAME: c:\Project\wise\FW\_Working\KlufEri\nd0729680\2ns 12772-88\_0a\lab.dgn  
 PLOTTED/REVISED: