

MN/DOT FD. PT. R6T

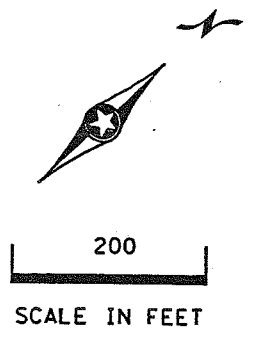
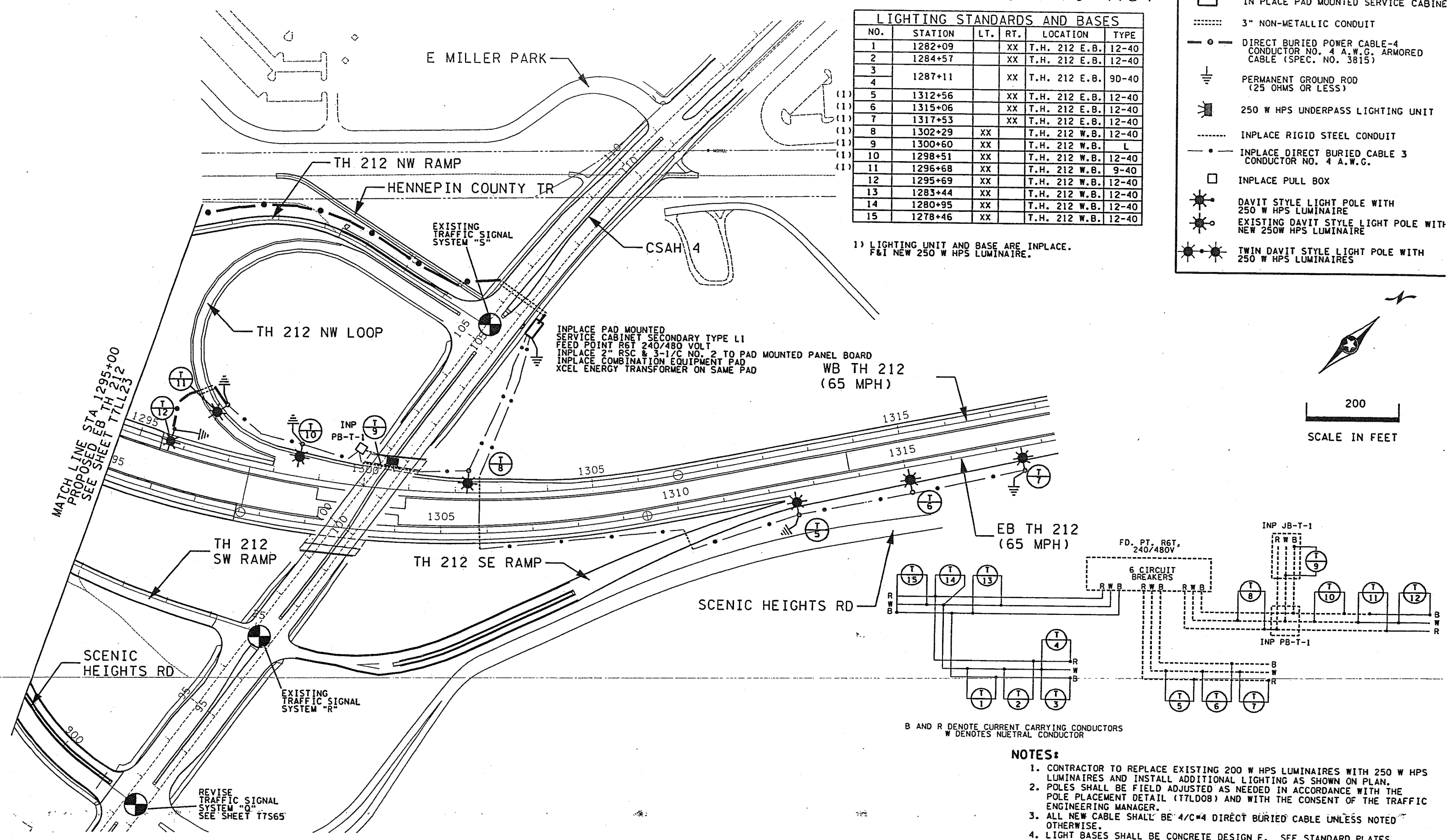
LEGEND

- IN PLACE PAD MOUNTED SERVICE CABINET
- 3" NON-METALLIC CONDUIT
- DIRECT BURIED POWER CABLE-4 CONDUCTOR NO. 4 A.W.G. ARMORED CABLE (SPEC. NO. 3815)
- PERMANENT GROUND ROD (25 OHMS OR LESS)
- 250 W HPS UNDERPASS LIGHTING UNIT
- INPLACE RIGID STEEL CONDUIT
- INPLACE DIRECT BURIED CABLE 3 CONDUCTOR NO. 4 A.W.G.
- INPLACE PULL BOX
- DAVIT STYLE LIGHT POLE WITH 250 W HPS LUMINAIRE
- EXISTING DAVIT STYLE LIGHT POLE WITH NEW 250W HPS LUMINAIRE
- TWIN DAVIT STYLE LIGHT POLE WITH 250 W HPS LUMINAIRES

LIGHTING STANDARDS AND BASES					
NO.	STATION	LT.	RT.	LOCATION	TYPE
1	1282+09		XX	T.H. 212 E.B.	12-40
2	1284+57		XX	T.H. 212 E.B.	12-40
3					
4	1287+11		XX	T.H. 212 E.B.	90-40
5	1312+56		XX	T.H. 212 E.B.	12-40
6	1315+06		XX	T.H. 212 E.B.	12-40
7	1317+53		XX	T.H. 212 E.B.	12-40
8	1302+29		XX	T.H. 212 W.B.	12-40
9	1300+60		XX	T.H. 212 W.B.	L
10	1298+51		XX	T.H. 212 W.B.	12-40
11	1296+68		XX	T.H. 212 W.B.	9-40
12	1295+69		XX	T.H. 212 W.B.	12-40
13	1283+44		XX	T.H. 212 W.B.	12-40
14	1280+95		XX	T.H. 212 W.B.	12-40
15	1278+46		XX	T.H. 212 W.B.	12-40

1) LIGHTING UNIT AND BASE ARE INPLACE. F&I NEW 250 W HPS LUMINAIRE.

INPLACE PAD MOUNTED SERVICE CABINET SECONDARY TYPE L1 FEED POINT R6T 240/480 VOLT INPLACE 2" RSC & 3-1/2" NO. 2 TO PAD MOUNTED PANEL BOARD WB TH 212 (65 MPH) INPLACE COMBINATION EQUIPMENT PAD XCEL ENERGY TRANSFORMER ON SAME PAD



B AND R DENOTE CURRENT CARRYING CONDUCTORS W DENOTES NEUTRAL CONDUCTOR

NOTES:

- CONTRACTOR TO REPLACE EXISTING 200 W HPS LUMINAIRES WITH 250 W HPS LUMINAIRES AND INSTALL ADDITIONAL LIGHTING AS SHOWN ON PLAN.
- POLES SHALL BE FIELD ADJUSTED AS NEEDED IN ACCORDANCE WITH THE POLE PLACEMENT DETAIL (T7L008) AND WITH THE CONSENT OF THE TRAFFIC ENGINEERING MANAGER.
- ALL NEW CABLE SHALL BE 4/C#4 DIRECT BURIED CABLE UNLESS NOTED OTHERWISE.
- LIGHT BASES SHALL BE CONCRETE DESIGN E. SEE STANDARD PLATES.

0	3/13/06	KEL	PJZ	RJG	INITIAL RELEASE FOR CONSTRUCTION
NO	DATE	BY	CKD	APPR	REVISION
...Layouts\c101712.T7LL24A.dgn					

I hereby certify that this plan, specification, or report was prepared by me or under my direct supervision and the laws of the State of Minnesota.
 Print Name: ROBERT J. GREEN
Robert J. Green
 Date: 3-13-06 License: 22793

MN/DOT RELEASED FOR CONSTRUCTION
 Date: MnDOT














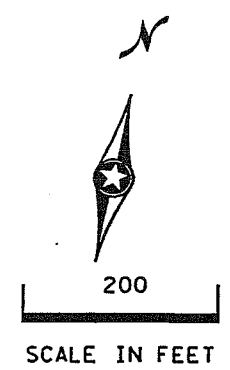
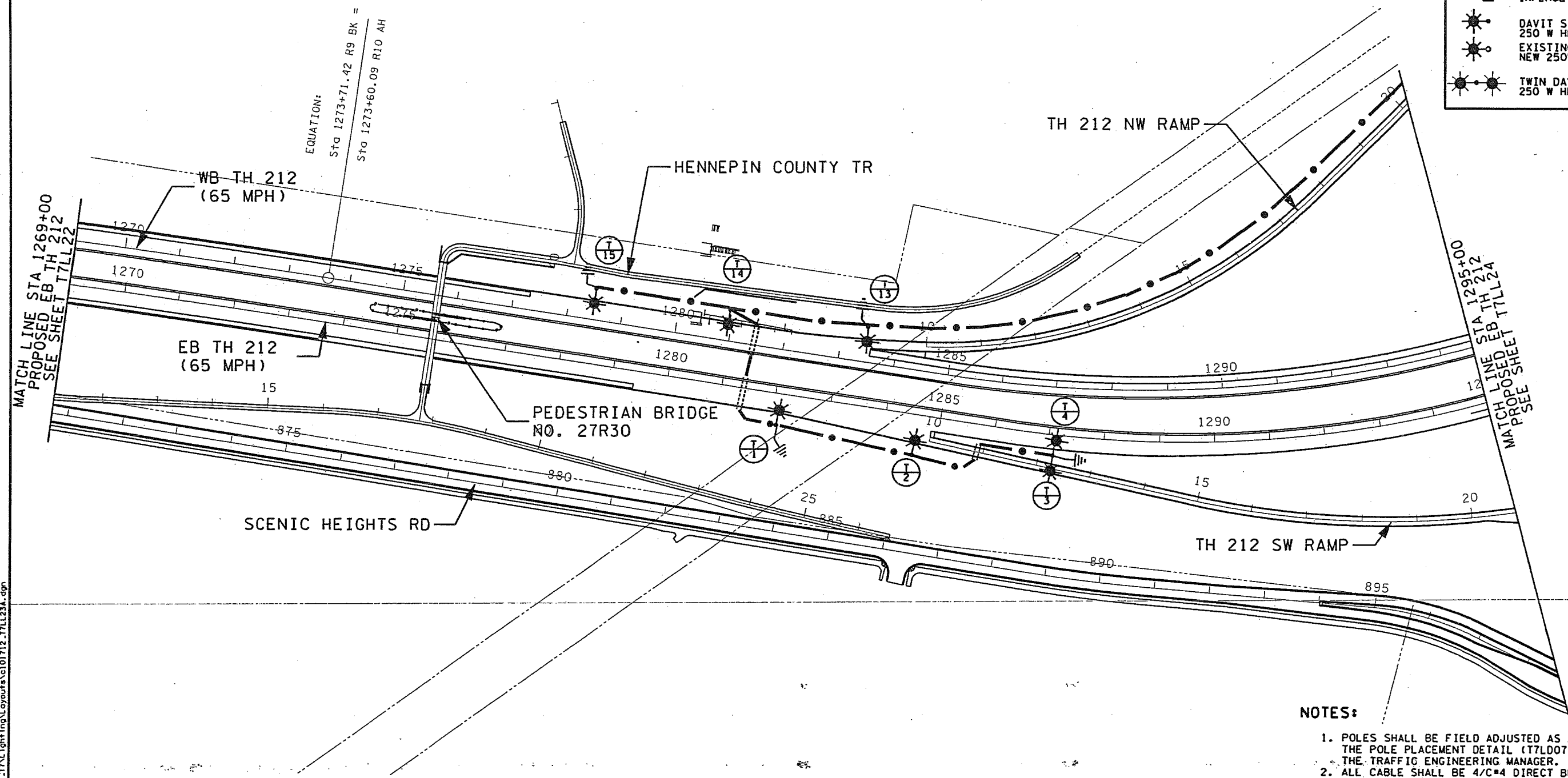
TH 212 DESIGN BUILD (SP 1017-12)
 LIGHTING LAYOUT
 TH 212/CSAH 4 INTERCHANGE
 STA 1295+00 TO STA 1318+00

SHEET T7LL24 OF T7LL26

10:59:15 AM 3/13/2006 Z:\13-0 CAD\Drawings\c101712.T7LL24A.dgn

LEGEND

-  IN PLACE PAD MOUNTED SERVICE CABINE
-  3" NON-METALLIC CONDUIT
-  DIRECT BURIED POWER CABLE-4 CONDUCTOR NO. 4 A.W.G. ARMORED CABLE (SPEC. NO. 3815)
-  PERMANENT GROUND ROD (25 OHMS OR LESS)
-  250 W HPS UNDERPASS LIGHTING UNIT
-  INPLACE RIGID STEEL CONDUIT
-  INPLACE DIRECT BURIED CABLE 3 CONDUCTOR NO. 4 A.W.G.
-  INPLACE PULL BOX
-  DAVIT STYLE LIGHT POLE WITH 250 W HPS LUMINAIRE
-  EXISTING DAVIT STYLE LIGHT POLE WITH NEW 250W HPS LUMINAIRE
-  TWIN DAVIT STYLE LIGHT POLE WITH 250 W HPS LUMINAIRES



- NOTES:**
1. POLES SHALL BE FIELD ADJUSTED AS NEEDED IN ACCORDANCE WITH THE POLE PLACEMENT DETAIL (T7LD07) AND WITH THE CONSENT OF THE TRAFFIC ENGINEERING MANAGER.
 2. ALL CABLE SHALL BE 4/C#4 DIRECT BURIED CABLE UNLESS NOTED OTHERWISE.
 3. LIGHT BASES SHALL BE CONCRETE DESIGN E. SEE STANDARD PLATES.

0	3/13/06	KEL	PJZ	RJG	INITIAL RELEASE FOR CONSTRUCTION
NO	DATE	BY	CKD	APPR	REVISION

I hereby certify that this plan, specification, or report was prepared by me or under my direct supervision and that I am a duly Licensed Professional Engineer under the laws of the State of Minnesota.

Print Name: **ROBERT J. GREEN**

Robert J. Green

Date: **3-13-06** License # **22793**

MN/DOT RELEASED FOR CONSTRUCTION

Date _____ MnDOT



TH 212 DESIGN BUILD (SP 1017-12)

LIGHTING LAYOUT

TH 212/CSAH 4 INTERCHANGE

STA 1269+00 TO STA 1295+00

SHEET T7LL23 OF T7LL26

11:39:21 AM 3/13/06 C:\Users\jgreen\Documents\101712_T7LL23A.dgn