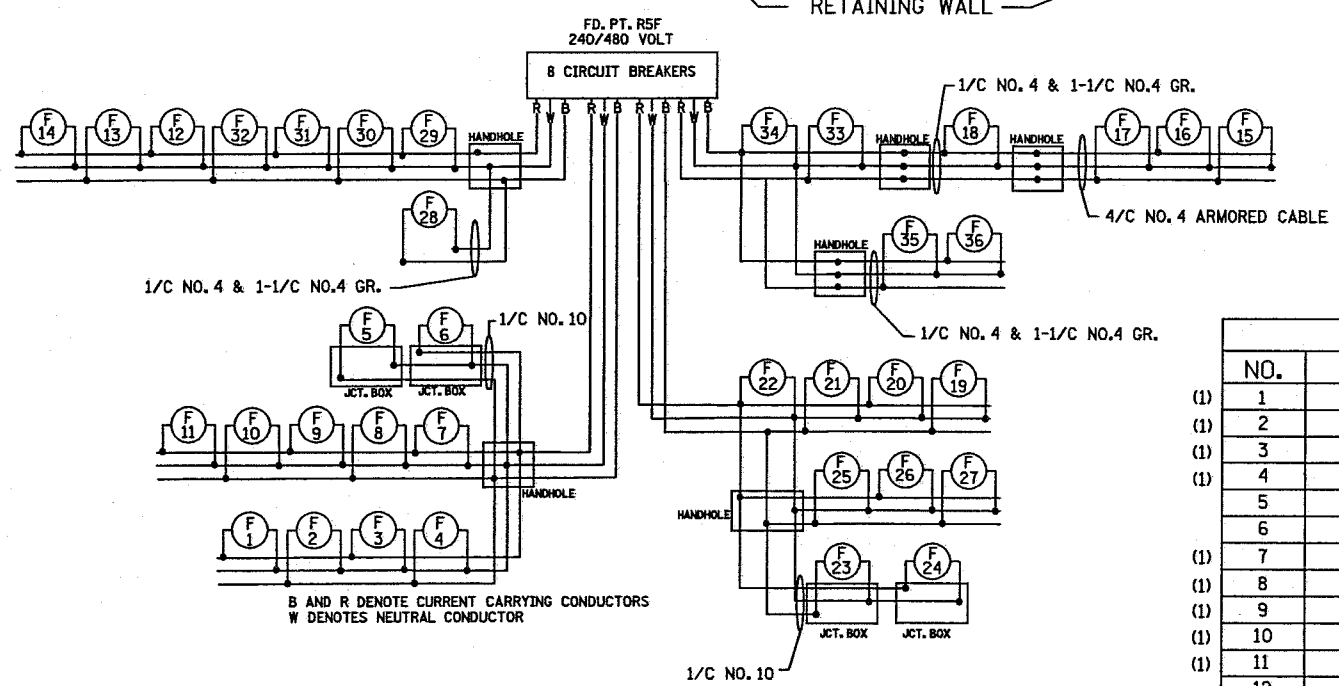
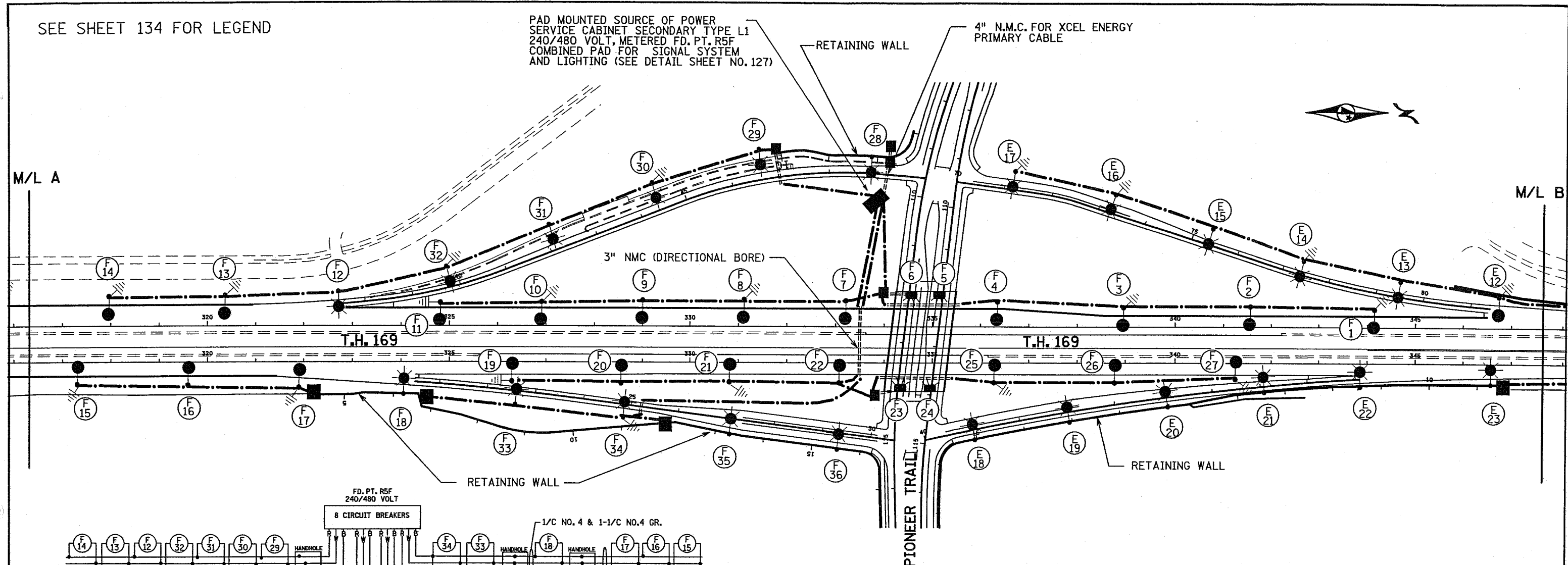


SEE SHEET 134 FOR LEGEND

PAD MOUNTED SOURCE OF POWER
SERVICE CABINET SECONDARY TYPE L1
240/480 VOLT, METERED FD. PT. R5F
COMBINED PAD FOR SIGNAL SYSTEM
AND LIGHTING (SEE DETAIL SHEET NO. 127)

M/L A

M/L B



1/C NO. 4 & 1-1/C NO. 4 GR.

1/C NO. 10

JCT. BOX

HANDHOLE

HANDHOLE

HANDHOLE

HANDHOLE

HANDHOLE

HANDHOLE

HANDHOLE

HANDHOLE

HANDHOLE

HANDHOLE

HANDHOLE

HANDHOLE

HANDHOLE

HANDHOLE

HANDHOLE

HANDHOLE

HANDHOLE

B AND R DENOTE CURRENT CARRYING CONDUCTORS
W DENOTES NEUTRAL CONDUCTOR

1/C NO. 10

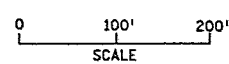
FEEDPOINT R5F

LIGHTING STANDARDS AND BASES						
NO.	STATION	LT.	RT.	LOCATION	TYPE	WATTAGE
(1)	1	344+15	-	T.H. 169 S.B.	9-49	400
(1)	2	341+55	-	T.H. 169 S.B.	9-49	400
(1)	3	338+95	-	T.H. 169 S.B.	9-49	400
(1)	4	396+35	-	T.H. 169 S.B.	9-49	400
(1)	5	335+15	-	T.H. 169 S.B.	L	250
(1)	6	334+50	-	T.H. 169 S.B.	L	250
(1)	7	333+20	-	T.H. 169 S.B.	9-40	250
(1)	8	331+10	-	T.H. 169 S.B.	9-40	250
(1)	9	329+00	-	T.H. 169 S.B.	9-40	250
(1)	10	326+90	-	T.H. 169 S.B.	9-40	250
(1)	11	324+80	-	T.H. 169 S.B.	9-40	250
(1)	12	322+70	-	T.H. 169 S.B.	9-40	250
(1)	13	320+35	-	T.H. 169 S.B.	9-40	250
(1)	14	317+95	-	T.H. 169 S.B.	9-40	250
(1)	15	317+30	-	T.H. 169 N.B.	9-40	250
(1)	16	319+60	-	T.H. 169 N.B.	9-40	250
(1)	17	321+90	-	T.H. 169 N.B.	9-40	250
(3)	18	324+10	-	T.H. 169 N.B.	6B-40	250

FEEDPOINT R5F

LIGHTING STANDARDS AND BASES						
NO.	STATION	LT.	RT.	LOCATION	TYPE	WATTAGE
(1)	19	326+30	-	T.H. 169 N.B.	9-40	250
(1)	20	328+55	-	T.H. 169 N.B.	9-40	250
(1)	21	330+80	-	T.H. 169 N.B.	9-40	250
(1)	22	332+05	-	T.H. 169 N.B.	9-40	250
(1)	23	334+25	-	T.H. 169 N.B.	L	250
(1)	24	334+95	-	T.H. 169 N.B.	L	250
(1)	25	336+30	-	T.H. 169 N.B.	9-49	400
(1)	26	338+80	-	T.H. 169 N.B.	9-49	400
(1)	27	341+30	-	T.H. 169 N.B.	9-49	400
(3)	28	48+90	-	SW RAMP	6B-40	250
(3)	29	46+60	-	SW RAMP	9-40	250
(3)	30	44+40	-	SW RAMP	9-40	250
(3)	31	42+10	-	SW RAMP	9-40	250
(3)	32	39+80	-	SW RAMP	9-40	250
(3)	33	22+60	-	SE RAMP	9-40	250
(3)	34	24+85	-	SE RAMP	9-40	250
(3)	35	27+10	-	SE RAMP	6B-40	250
(3)	36	29+35	-	SE RAMP	6B-40	250

(1) INSTALL SALVAGED LIGHT STANDARD, F. & I. LUMINAIRE
& LIGHT STANDARD BASE
(3) ANCHORAGE BY OTHERS



LIGHTING METER ADDRESS: 9705 PIONEER TRAIL

CERTIFIED BY *John A. Biewel* LIC. NO. 23084

State Proj. No. 2776-02 (T.H. 169) Sheet No. 135 of 300 Sheets

LIGHTING PLAN