










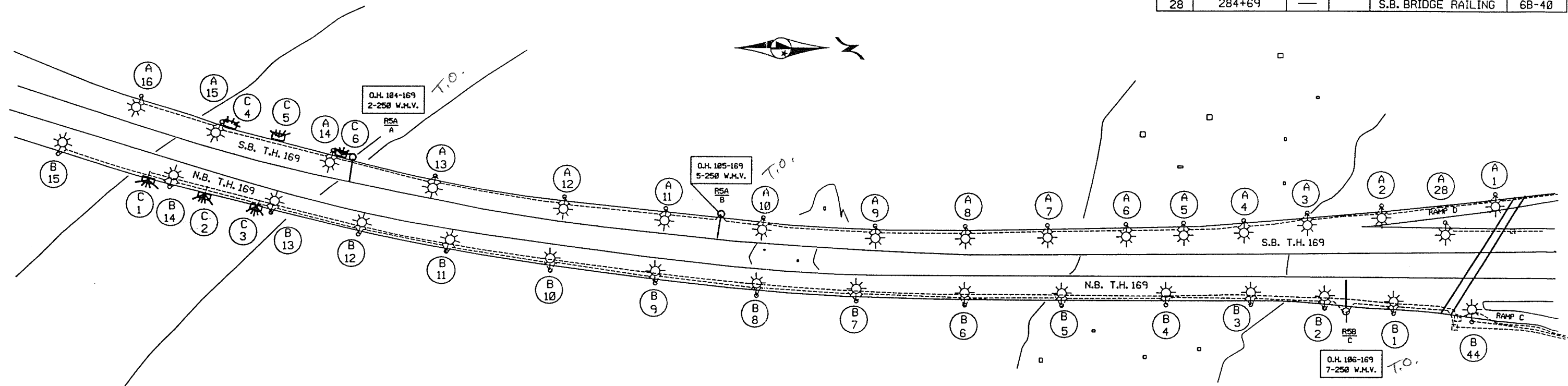
LEGEND

-  PAD MOUNTED FEED POINT
-  LIGHTING UNIT
-  NAVIGATION LIGHT
-  OVERHEAD SIGN
-  PERMANENT GROUND ROD (25 OHMS OR LESS)
-  PULLBOX (HANDHOLE)
-  2" NON-METALIC CONDUIT
-  CONDUIT
-  DIRECT BURIED ARMORED POWER CABLE

SHEET TOTAL

33 - 200 WATT HIGH PRESSURE SODIUM LIGHTS
 14 - 250 WATT MERCURY VAPOR SIGN LIGHTS
 6 - NAVIGATION LIGHTS

FEED POINT R5A					
NO.	STATION	LT.	RT.	LOCATION	TYPE
1	509+33			RAMP D RAILING	6B-40
2	511+80			RAMP D RAILING	6B-40
3	513+15			RAMP D RAILING	6B-40
4	514+45			RAMP D RAILING	6B-40
5	279+33			S.B. BRIDGE RAILING	6B-40
6	278+25			S.B. BRIDGE RAILING	6B-40
7	276+65			S.B. BRIDGE RAILING	6B-40
8	275+01			S.B. BRIDGE RAILING	6B-40
9	273+21			S.B. BRIDGE RAILING	6B-40
10	270+98			S.B. BRIDGE RAILING	6B-40
11	268+97			S.B. BRIDGE RAILING	6B-40
12	266+76			S.B. BRIDGE RAILING	6B-40
13	264+21			S.B. BRIDGE RAILING	6B-40
14	262+14			S.B. BRIDGE RAILING	6B-40
15	259+80			S.B. BRIDGE RAILING	6B-40
16	257+88			S.B. BRIDGE RAILING	6B-40
28	284+69			S.B. BRIDGE RAILING	6B-40



FEED POINT R5B					
NO.	STATION	LT.	RT.	LOCATION	TYPE
1	284+05			N.B. BRIDGE RAILING	6B-40
2	282+64			N.B. BRIDGE RAILING	6B-40
3	281+19			N.B. BRIDGE RAILING	6B-40
4	279+51			N.B. BRIDGE RAILING	6B-40
5	277+44			N.B. BRIDGE RAILING	6B-40
6	275+47			N.B. BRIDGE RAILING	6B-40
7	273+32			N.B. BRIDGE RAILING	6B-40
8	271+33			N.B. BRIDGE RAILING	6B-40
9	269+20			N.B. BRIDGE RAILING	6B-40
10	267+22			N.B. BRIDGE RAILING	6B-40
11	265+06			N.B. BRIDGE RAILING	6B-40
12	263+34			N.B. BRIDGE RAILING	6B-40
13	261+46			N.B. BRIDGE RAILING	6B-40
14	259+39			N.B. BRIDGE RAILING	6B-40
15	257+18			N.B. BRIDGE RAILING	6B-40
44	285+75			N.B. C.S.A.H 18	6-40

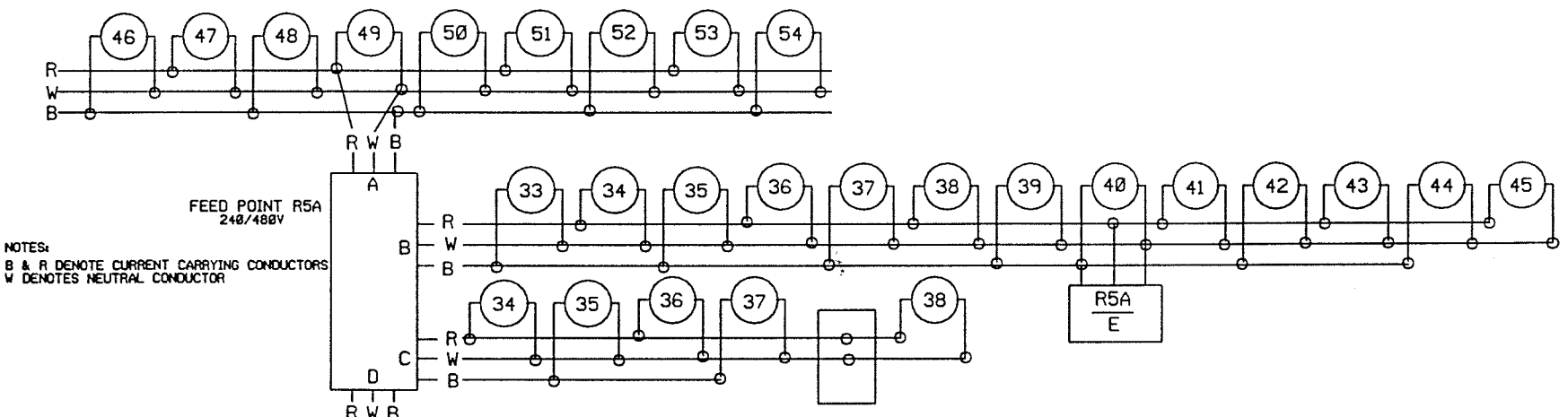
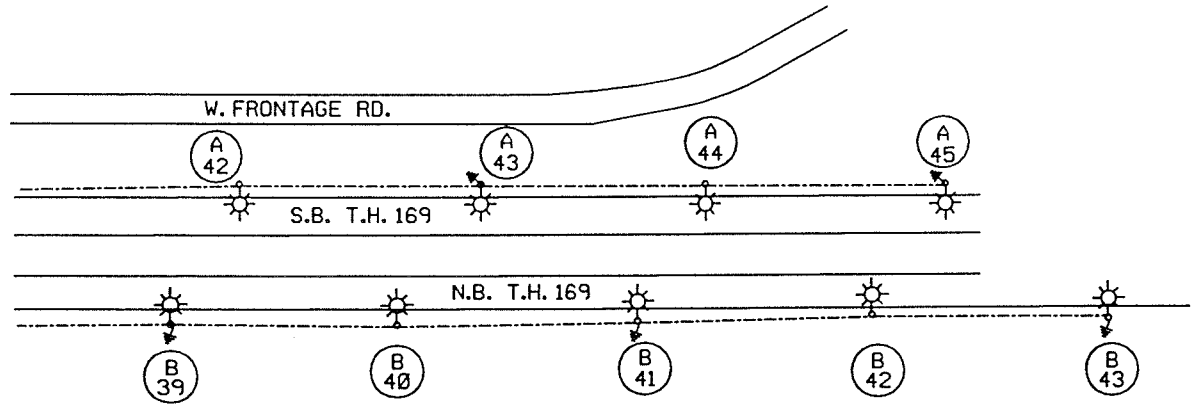
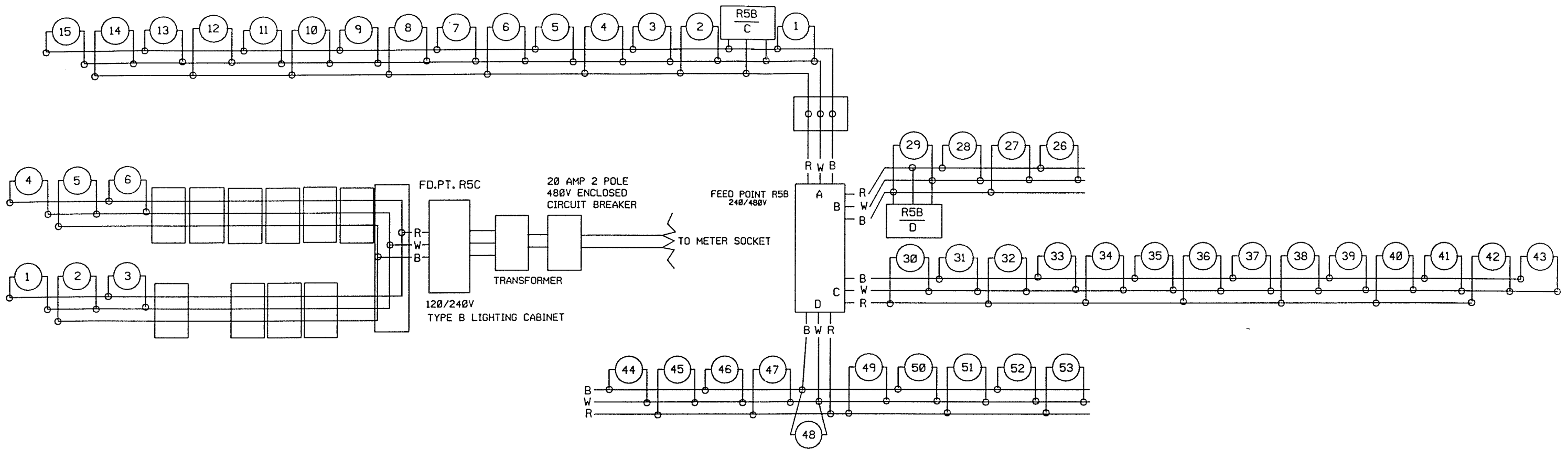
FEED POINT R5C					
NO.	STATION	LT.	RT.	LOCATION	TYPE
1	259+13			N.B. BRIDGE RAILING	RED
2	260+26			N.B. BRIDGE RAILING	GREEN
3	261+40			N.B. BRIDGE RAILING	RED
4	259+85			S.B. BRIDGE RAILING	RED
5	261+08			S.B. BRIDGE RAILING	GREEN
6	262+19			S.B. BRIDGE RAILING	RED

EXHIBIT 307A
 T.H. 169 @ MINNESOTA RIVER
 BLOOMINGTON FERRY BRIDGE
 N.S.P.
 METERED

CERTIFIED COPY

FD.PTS. R5A, R5B, R5C

S.P. 27-618-84, 70-618-27



NOTES:
 B & R DENOTE CURRENT CARRYING CONDUCTORS
 W DENOTES NEUTRAL CONDUCTOR

SHEET TOTAL

9 - 200 WATT HIGH PRESSURE SODIUM LIGHTS

GRAND TOTAL

86 - 200 WATT HIGH PRESSURE SODIUM LIGHTS
 21 - 250 WATT MERCURY VAPOR SIGN LIGHTS
 6 - NAVIGATION LIGHTS

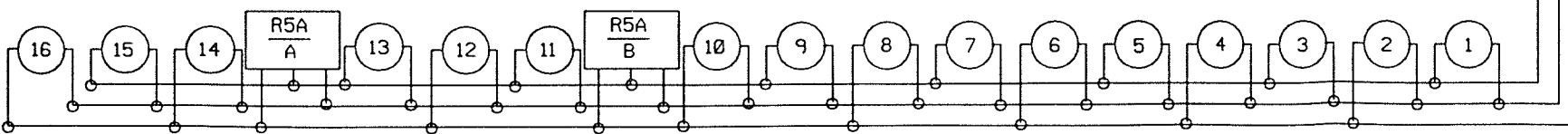
EXHIBIT 307A

T.H. 169

N. OF RIVERVIEW RD.

IN EDEN PRAIRIE

N.S.P.



FD.PTS. R5A, R5B