











PLOTTED/REVISED: 5/27/2010

LEGEND

-  HIGH PRESSURE SODIUM LIGHTING UNIT
-  INPLACE LIGHTING UNIT
-  UNDERPASS FIXTURE 250 WATT
-  INPLACE ARMORED CABLE
-  ARMORED CABLE 4 CONDUCTOR NO 4
-  3" NON-METALLIC CONDUIT (DIRECTIONAL BORE)
UNLESS NOTED OTHERWISE
-  PERMANENT GROUND ROD (25 OHMS OR LESS)
-  HANDHOLE
-  INPLACE PAD MOUNTED FEEDPOINT
240/480 VOLT (F&I 2 POLE BREAKERS)
-  L2 SERVICE CABINET (240/480 VOLT)

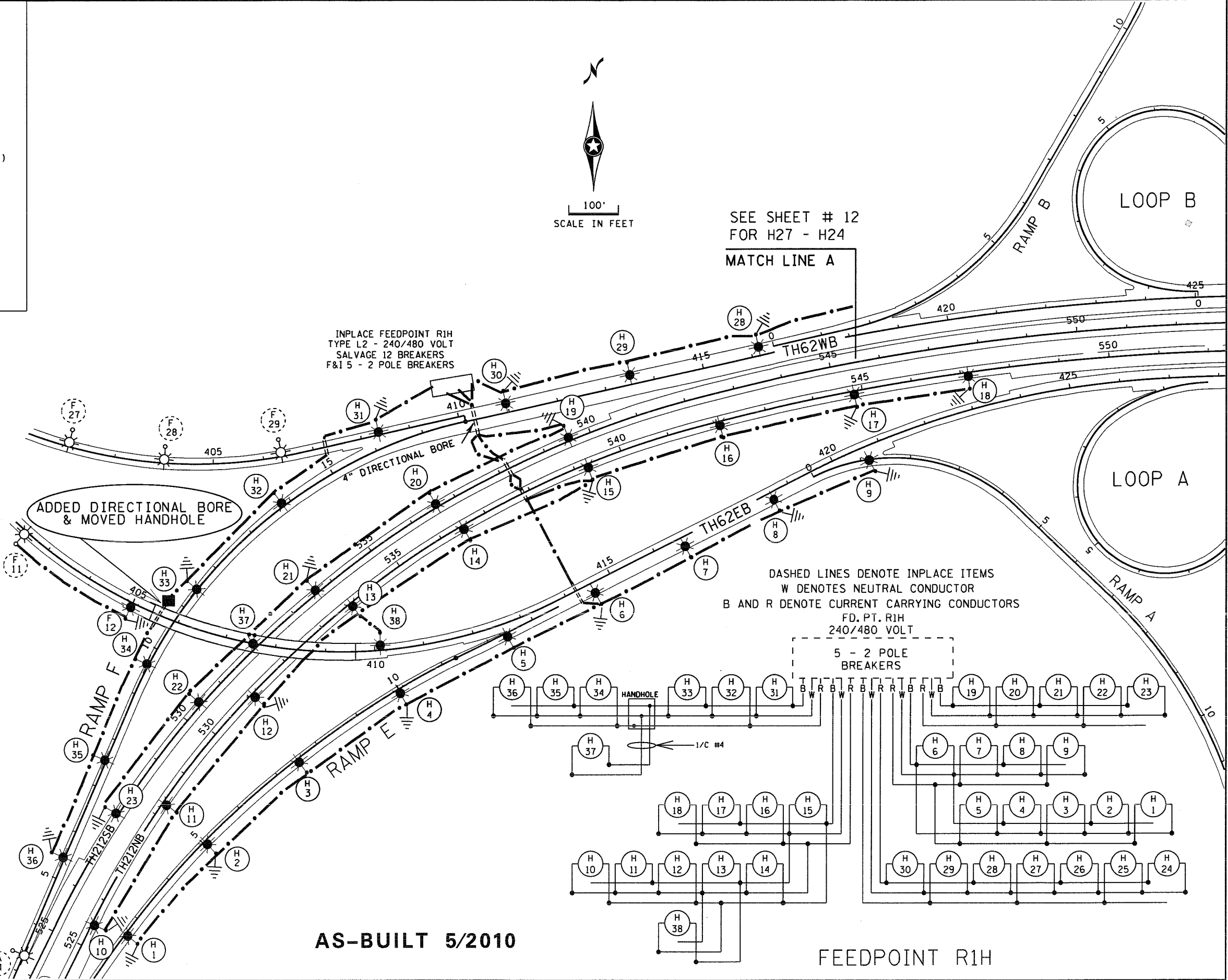


SEE SHEET # 12
FOR H27 - H24
MATCH LINE A

FEEDPOINT R1H

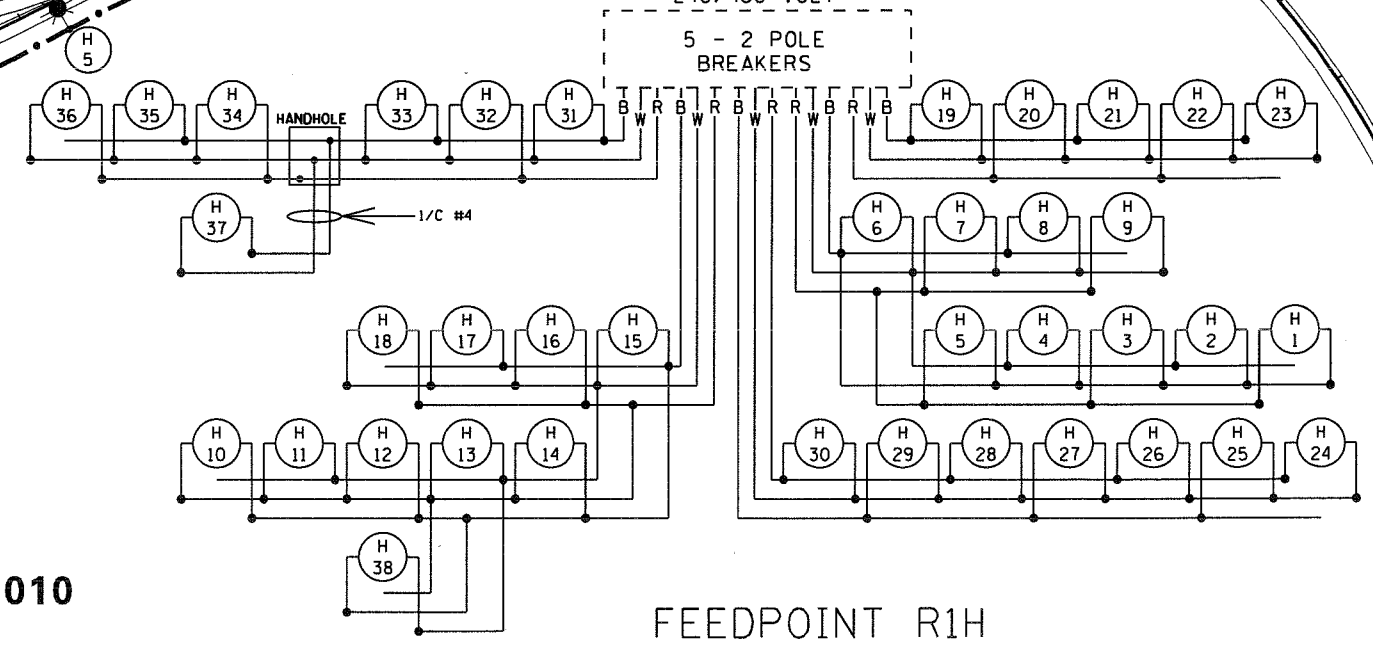
LIGHTING STANDARDS AND BASES					
NO.	STA.	LT.	RT.	LOCATION	TYPE WATTAGE
1	2+60			RAMP E	9-40 250
2	5+05				
3	7+50				
4	10+00				
5	12+40			RAMP E	
6	414+60			TH62EB	
7	416+60				
8	418+60				
9	420+70			TH62EB	9-40 250
10	525+50			TH212NB	9-49 400
11	528+30				
12	531+10				
13	533+75				
14	536+50				
15	539+25				
16	542+05				
17	544+85				
18	547+10			TH212NB	
19	539+55			TH212SB	
20	536+60				
21	533+60				
22	530+40				
23	527+65			TH212SB	9-49 400
24	9+85			RAMP B	9-40 250
25	7+45			RAMP B	9-40 250
26	5+10			RAMP B	9-40 250
27	418+75			TH62WB	9-49 400
28	416+15				
29	413+55				
30	410+95				
31	408+35			TH62WB	9-49 400
32	13+85			RAMP F	9-40 250
33	11+45				
34	9+65				
35	7+55				
36	5+45			RAMP F	
37	407+55			RAMP to EB62	6B-40
38	410+15			RAMP to EB62	9-40
F12	405+00			RAMP to EB62	9-40 250

① F&I LIGHT SUPPORT BRACKET



AS-BUILT 5/2010

FEEDPOINT R1H



DISTRICT #: METRO
PLOT NAME: 12773-03-AB
PATH & FILENAME: IP_PWP-d0746175V2773-03-AB.dgn

BY	DATE	REVISIONS	FEEDPOINT: R1H	LOCATION: TH62 and TH212	LIGHTING PLANS
EK	4/2/10	ADD 3" DIRECTIONAL BORE BETWEEN H33 AND H34	METER ADDRESS: 6200 HIGHWAY 62 , EDEN PRAIRIE		
EK	4/5/10	MOVED HANDHOLE FROM H38 TO H33. FEED H37 FROM THIS HH. CHANGED WIRE DIAG.	CERTIFIED BY: <i>Michael P. Gubinsky</i>	LIC. NO. 19863 DATE: 9/30/2009	STATE PROJ.NO. 2773-03 (T.H.62) SHEET NO. 11 OF 14 SHEETS
DRAWN BY: NS	CKD BY: GB	DATE:			

SEE LEGEND SHEET 11

PLOTTED/REVISED: 5/27/2010

DISTRICT #: METRO
 IPLOT NAME: 12773-03_AB
 PATH & FILENAME: IP_PWP-4074617542773-03_AB.dgn

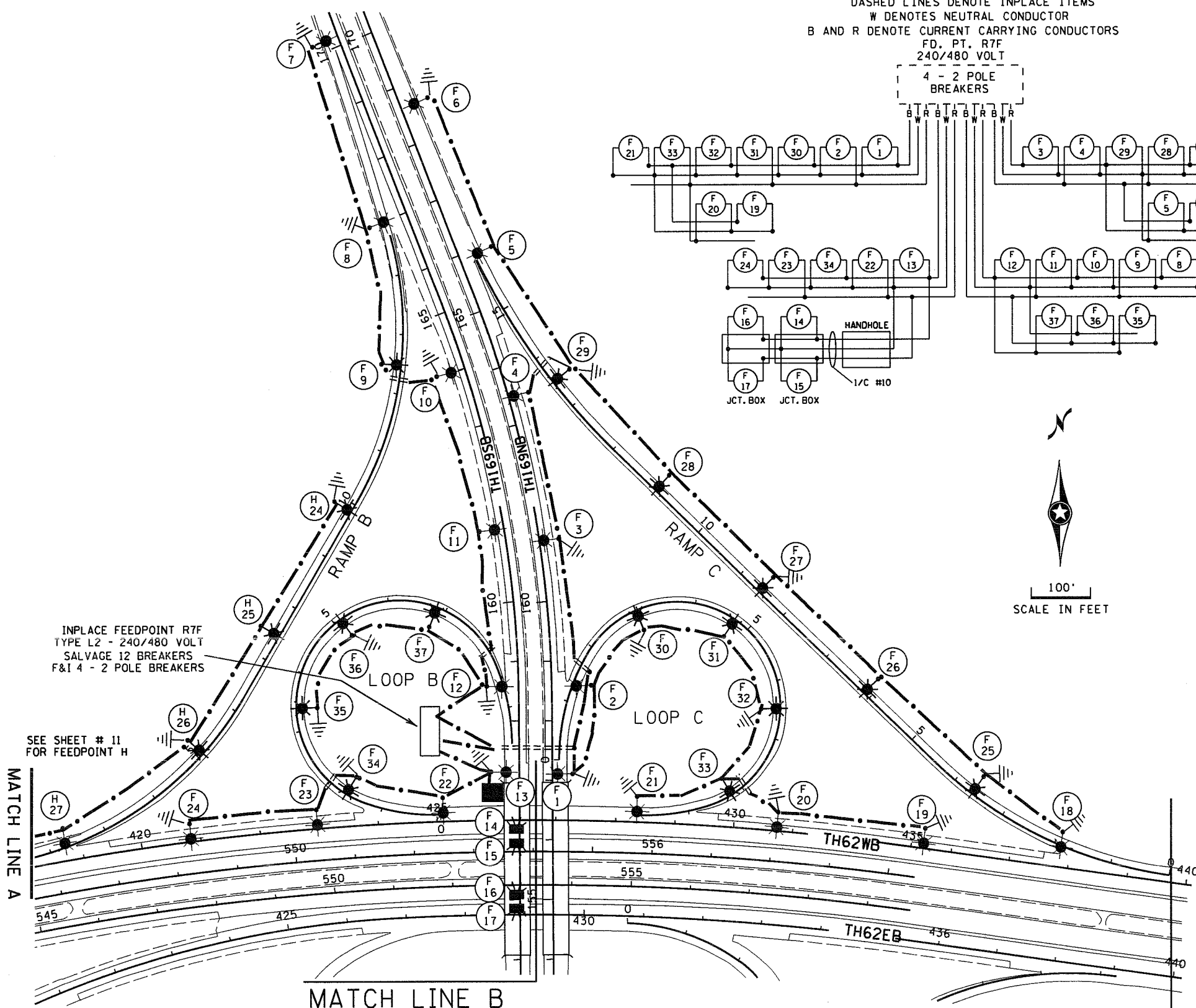
DASHED LINES DENOTE INPLACE ITEMS
 W DENOTES NEUTRAL CONDUCTOR
 B AND R DENOTE CURRENT CARRYING CONDUCTORS
 FD. PT. R7F
 240/480 VOLT

4 - 2 POLE
 BREAKERS

FEEDPOINT R7F

LIGHTING STANDARDS AND BASES

NO.	STA.	LT.	RT.	LOCATION	TYPE	WATTAGE
1	157+10			TH169NB	9-49	400
2	158+60					
3	161+00					
4	163+50					
5	165+95					
6	168+65			TH169NB		
7	170+15			TH169SB		
8	167+00			TH169SB	9-49	400
9	12+65			RAMP B	9-40	250
10	164+00			TH169SB	9-49	400
11	161+00					
12	158+60					
13	157+10				9-49	400
14	156+35				L	250
15	155+80					
16	155+25					
17	154+75			TH169SB	L	250
18	437+85			TH62EB	9-49	400
19	435+20					
20	430+75					
21	428+35					
22	425+10					
23	423+00					
24	420+85			TH62EB	9-49	400
25	3+65			RAMP C	9-40	250
26	6+10					
27	8+55					
28	11+00					
29	13+50			RAMP C		
30	3+00			LOOP C		
31	4+75					
32	6+50					
33	8+20			LOOP C		
34	1+65			LOOP B		
35	3+40					
36	5+10					
37	6+85			LOOP B	9-40	250



INPLACE FEEDPOINT R7F
 TYPE L2 - 240/480 VOLT
 SALVAGE 12 BREAKERS
 F&I 4 - 2 POLE BREAKERS

SEE SHEET # 11
 FOR FEEDPOINT H

MATCH LINE A

MATCH LINE B

MATCH LINE C

AS-BUILT 5/2010

BY	DATE	REVISIONS	FEEDPOINT: R7F	LOCATION: TH62 at TH169	LIGHTING PLANS
EK	5/2010	F22 IS FEED FROM F13 NOT THE HAND HOLE	METER ADDRESS: 6150 HIGHWAY 169, EDINA		
DRAWN BY: NS CKD BY: GB DATE:			CERTIFIED BY: <i>Michael P. Galusky</i> LIC. NO. 19863 DATE: 9/30/2009		STATE PROJ. NO. 2773-03 (T.H.62) SHEET NO. 12 OF 14 SHEETS