









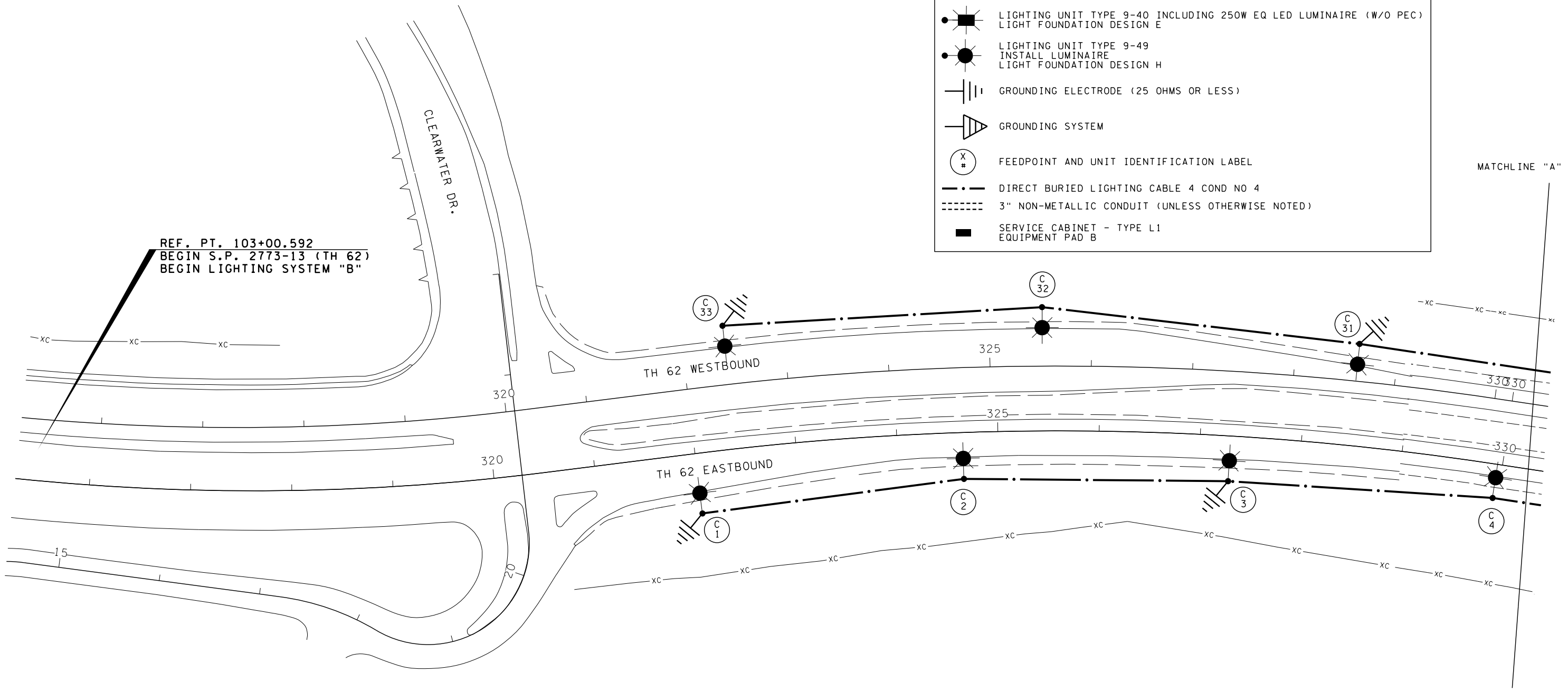
File: \\hrgs\mas\data\20160044\CAD\Road_Design\sheet\CT2763-55_J01.dgn

PlotDir: pdf_bw_no_level.plt
Model: 01

PlotDir: hrg.tbl
Last Saved: 11/15/2016

LEGEND - LIGHTING PLAN

-  LIGHTING UNIT TYPE 9-40 INCLUDING 250W EQ LED LUMINAIRE (W/O PEC)
LIGHT FOUNDATION DESIGN E
-  LIGHTING UNIT TYPE 9-49
INSTALL LUMINAIRE
LIGHT FOUNDATION DESIGN H
-  GROUNDING ELECTRODE (25 OHMS OR LESS)
-  GROUNDING SYSTEM
-  FEEDPOINT AND UNIT IDENTIFICATION LABEL
-  DIRECT BURIED LIGHTING CABLE 4 COND NO 4
-  3" NON-METALLIC CONDUIT (UNLESS OTHERWISE NOTED)
-  SERVICE CABINET - TYPE L1
EQUIPMENT PAD B



| NO. | REVISIONS | BY | APR. | DATE |
|-----|-----------|----|------|------|
| | | | | |

| | |
|--------------------|--------------------|
| DESIGNED SRJ | CHECKED TAJ |
| DRAWN TAJ | APPROVED NLP |
| DATE 11/15/2016 | JOB NO. 2763-55 |

I HEREBY CERTIFY THAT THIS PLAN, SPECIFICATION, OR REPORT WAS PREPARED BY ME OR UNDER MY DIRECT SUPERVISION AND THAT I AM A DULY LICENSED PROFESSIONAL ENGINEER UNDER THE LAWS OF THE STATE OF MINNESOTA.

Steven R. Junod
L.I.C. NO. 25307
TYPED NAME **STEVEN R JUNOD** DATE **11/9/2016**



HRGreen
COURT INTERNATIONAL BUILDING
2550 UNIVERSITY AVENUE W., SUITE 400N
ST. PAUL, MINNESOTA 55114-1052
P: 651.644.4389 F: 651.644.9446

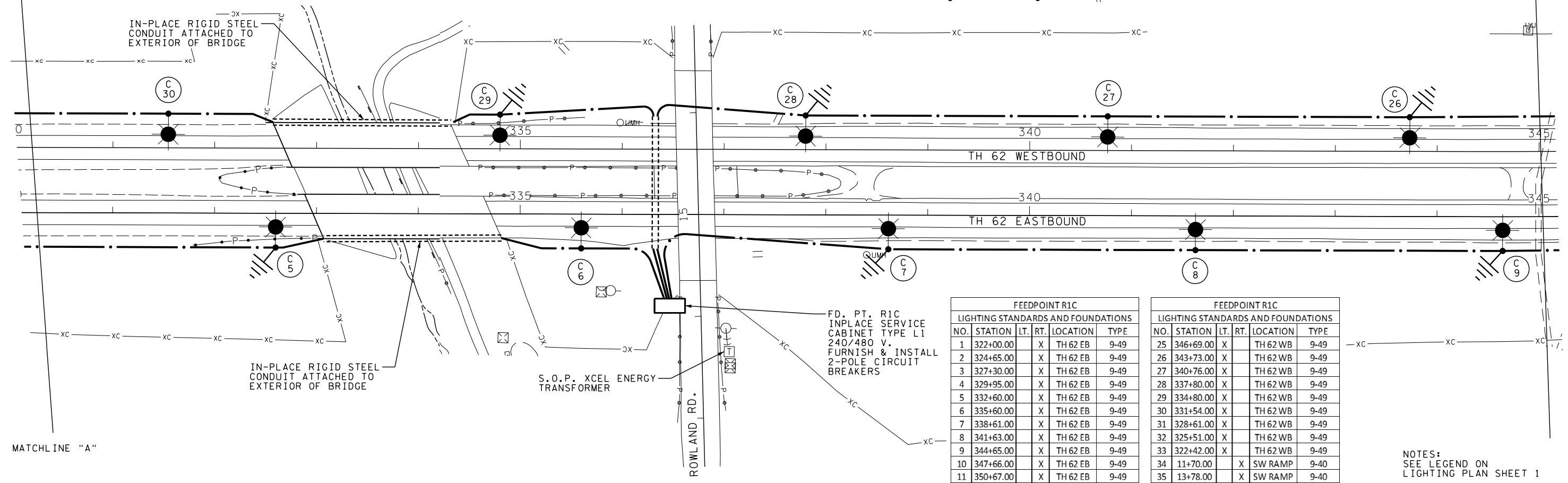
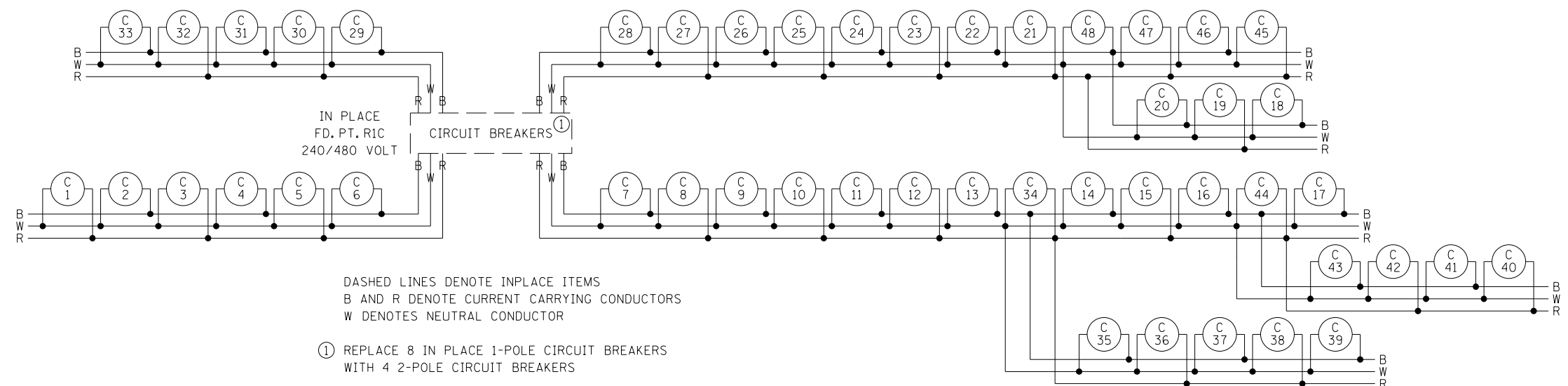
SP 2763-55
SP 2773-13
TH 62

MINNESOTA DEPARTMENT OF TRANSPORTATION

LIGHTING PLAN
LIGHTING SYSTEM "B"
SHEET 1 OF 10

| | |
|-------|----|
| SHEET | 14 |
| OF | 33 |

File: \\hrgsmaas\data\20160044\CAD\Road_Designsheets\CT2763-55_101.dgn
 PlotDvr: pdf_bw_no_level.plt
 Model: 02
 PenTbl: hrg.tbl
 Last Saved: 11/15/2016



| FEEDPOINT R1C | | | | | |
|------------------------------------|-----------|-----|-----|----------|------|
| LIGHTING STANDARDS AND FOUNDATIONS | | | | | |
| NO. | STATION | LT. | RT. | LOCATION | TYPE |
| 1 | 322+00.00 | | X | TH 62 EB | 9-49 |
| 2 | 324+65.00 | | X | TH 62 EB | 9-49 |
| 3 | 327+30.00 | | X | TH 62 EB | 9-49 |
| 4 | 329+95.00 | | X | TH 62 EB | 9-49 |
| 5 | 332+60.00 | | X | TH 62 EB | 9-49 |
| 6 | 335+60.00 | | X | TH 62 EB | 9-49 |
| 7 | 338+61.00 | | X | TH 62 EB | 9-49 |
| 8 | 341+63.00 | | X | TH 62 EB | 9-49 |
| 9 | 344+65.00 | | X | TH 62 EB | 9-49 |
| 10 | 347+66.00 | | X | TH 62 EB | 9-49 |
| 11 | 350+67.00 | | X | TH 62 EB | 9-49 |
| 12 | 353+69.00 | | X | SW RAMP | 9-49 |
| 13 | 356+70.00 | | X | SW RAMP | 9-49 |
| 14 | 359+72.00 | | X | TH 62 EB | 9-49 |
| 15 | 362+73.00 | | X | TH 62 EB | 9-49 |
| 16 | 365+73.00 | | X | TH 62 EB | 9-49 |
| 17 | 368+66.00 | | X | SW LOOP | 9-49 |
| 18 | 367+27.00 | X | | TH 62 WB | 9-49 |
| 19 | 364+55.00 | X | | TH 62 WB | 9-49 |
| 20 | 361+59.00 | X | | TH 62 WB | 9-49 |
| 21 | 25+40.00 | X | | NW RAMP | 9-49 |
| 22 | 355+59.00 | X | | NW RAMP | 9-49 |
| 23 | 352+62.00 | X | | NW RAMP | 9-49 |
| 24 | 349+66.00 | X | | NW RAMP | 9-49 |

| FEEDPOINT R1C | | | | | |
|------------------------------------|-----------|-----|-----|----------|------|
| LIGHTING STANDARDS AND FOUNDATIONS | | | | | |
| NO. | STATION | LT. | RT. | LOCATION | TYPE |
| 25 | 346+69.00 | X | | TH 62 WB | 9-49 |
| 26 | 343+73.00 | X | | TH 62 WB | 9-49 |
| 27 | 340+76.00 | X | | TH 62 WB | 9-49 |
| 28 | 337+80.00 | X | | TH 62 WB | 9-49 |
| 29 | 334+80.00 | X | | TH 62 WB | 9-49 |
| 30 | 331+54.00 | X | | TH 62 WB | 9-49 |
| 31 | 328+61.00 | X | | TH 62 WB | 9-49 |
| 32 | 325+51.00 | X | | TH 62 WB | 9-49 |
| 33 | 322+42.00 | X | | TH 62 WB | 9-49 |
| 34 | 11+70.00 | X | X | SW RAMP | 9-40 |
| 35 | 13+78.00 | X | X | SW RAMP | 9-40 |
| 36 | 15+86.00 | X | X | SW RAMP | 9-40 |
| 37 | 17+94.00 | X | X | SW RAMP | 9-40 |
| 38 | 20+03.00 | X | X | SW RAMP | 9-40 |
| 39 | 22+10.00 | X | X | SW RAMP | 9-40 |
| 40 | +67.00 | X | X | SW LOOP | 9-40 |
| 41 | 2+51.00 | X | X | SW LOOP | 9-40 |
| 42 | 4+37.00 | X | X | SW LOOP | 9-40 |
| 43 | 6+22.00 | X | X | SW LOOP | 9-40 |
| 44 | 8+11.00 | X | X | SW LOOP | 9-40 |
| 45 | 35+30.00 | X | X | NW RAMP | 9-40 |
| 46 | 32+84.00 | X | X | NW RAMP | 9-40 |
| 47 | 30+38.00 | X | X | NW RAMP | 9-40 |
| 48 | 27+92.00 | X | X | NW RAMP | 9-40 |

FEEDPOINT: R1C LOCATION: TH 62 AT ROWLAND ST.
METER ADDRESS: 12099 HIGHWAY 62 EDEN PRAIRIE 55344

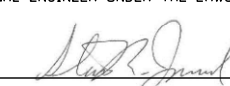
NOTES:
 SEE LEGEND ON
 LIGHTING PLAN SHEET 1



| NO. | REVISIONS | BY | APR. | DATE |
|-----|-----------|----|------|------|
| | | | | |

| | |
|--------------------|--------------------|
| DESIGNED SRJ | CHECKED TAJ |
| DRAWN TAJ | APPROVED NLP |
| DATE 11/15/2016 | JOB NO. 2763-55 |

I HEREBY CERTIFY THAT THIS PLAN, SPECIFICATION, OR REPORT WAS PREPARED BY ME OR UNDER MY DIRECT SUPERVISION AND THAT I AM A DULY LICENSED PROFESSIONAL ENGINEER UNDER THE LAWS OF THE STATE OF MINNESOTA.


 TYPED NAME **STEVEN R JUNOD** L.I.C. NO. **25307** DATE **11/9/2016**



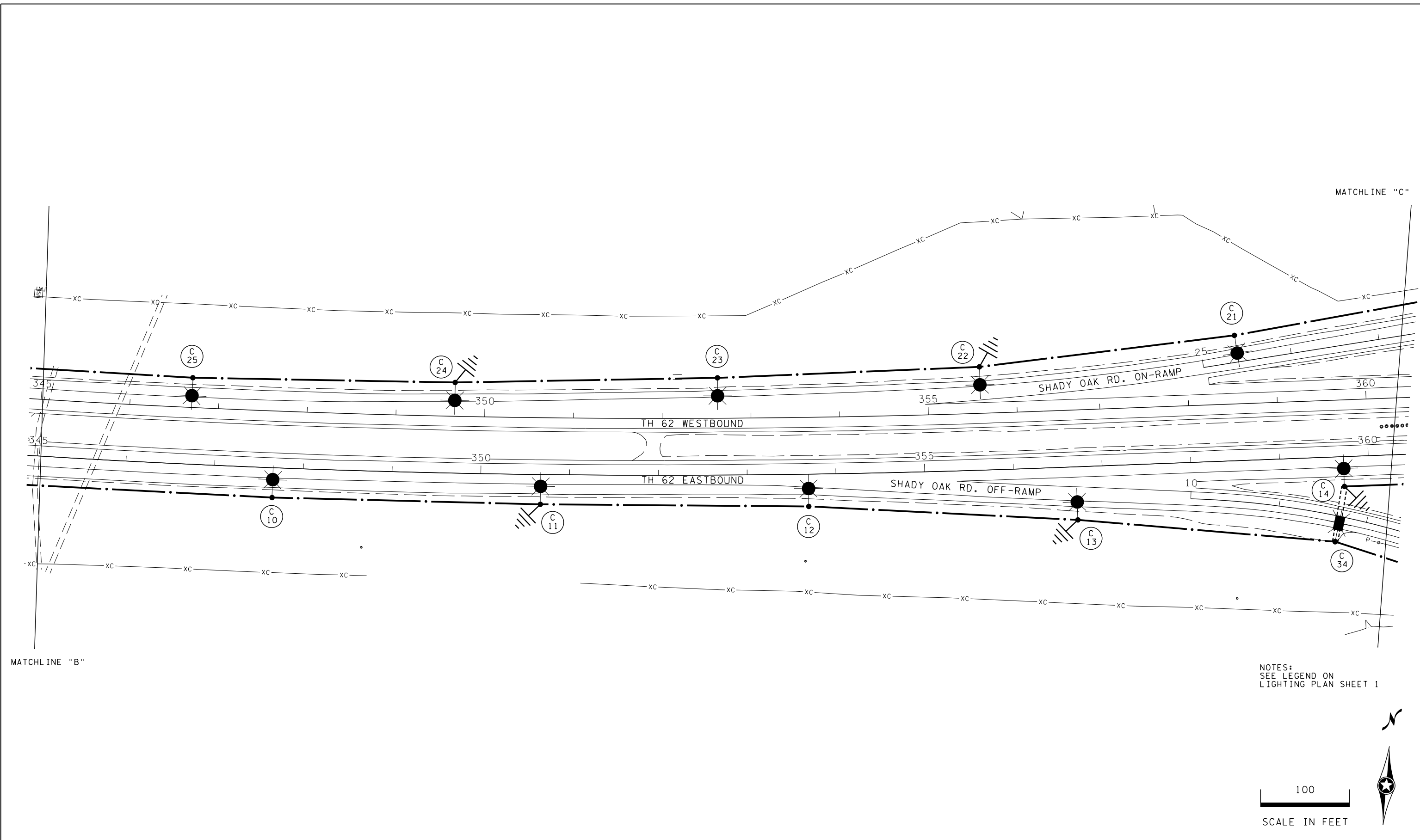
HRGreen
 COURT INTERNATIONAL BUILDING
 2550 UNIVERSITY AVENUE W., SUITE 400N
 ST. PAUL, MINNESOTA 55114-1052
 P: 651.644.4389 F: 651.644.3446

SP 2763-55
 SP 2773-13
 TH 62

MINNESOTA DEPARTMENT OF TRANSPORTATION
LIGHTING PLAN
LIGHTING SYSTEM "B"
 SHEET 2 OF 10

SHEET
 15
 OF
 33

File: \\hrgspmas\data\20160044\CAD\Road_Designsheets\CT2763-55_101.dgn
 PlotDir: pdf_bw_no_level.plt
 Model: 03
 PenTbl: hrg.tbl
 Last Saved: 11/15/2016




NOTES:
SEE LEGEND ON
LIGHTING PLAN SHEET 1



| NO. | REVISIONS | BY | APR. | DATE |
|-----|-----------|----|------|------|
| | | | | |

| | |
|--------------------|--------------------|
| DESIGNED SRJ | CHECKED TAJ |
| DRAWN TAJ | APPROVED NLP |
| DATE 11/15/2016 | JOB NO. 2763-55 |

I HEREBY CERTIFY THAT THIS PLAN, SPECIFICATION, OR REPORT WAS PREPARED BY ME OR UNDER MY DIRECT SUPERVISION AND THAT I AM A DULY LICENSED PROFESSIONAL ENGINEER UNDER THE LAWS OF THE STATE OF MINNESOTA.

 L.I.C. NO. 25307
 TYPED NAME STEVEN R JUNOD DATE 11/9/2016



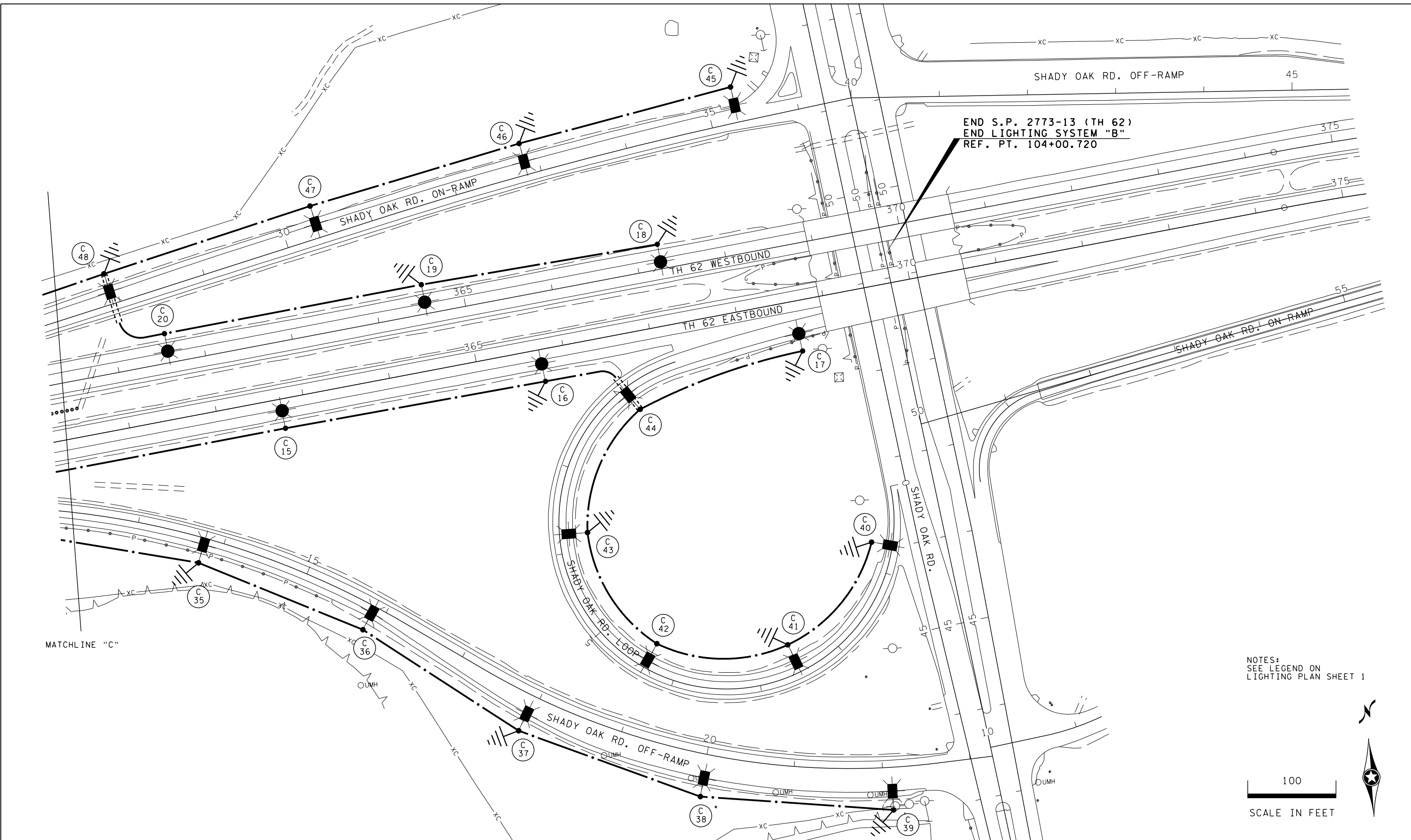
HRGreen
 COURT INTERNATIONAL BUILDING
 2550 UNIVERSITY AVENUE W., SUITE 400N
 ST. PAUL, MINNESOTA 55114-1052
 P: 651.644.4383 F: 651.644.9446

SP 2763-55
 SP 2773-13
 TH 62

MINNESOTA DEPARTMENT OF TRANSPORTATION
 LIGHTING PLAN
 LIGHTING SYSTEM "B"
 SHEET 3 OF 10

| | |
|-------|----|
| SHEET | 16 |
| OF | 33 |

File: \\hrgsmaas\data\20160044\CAD\Road_Design\Sheets\CT2763-55_101.dgn
 PlotDir: pdf_bw_no_level.plt
 Model: 04
 PenTbl: hrg.tbl
 Last Saved: 11/15/2016



END S.P. 2773-13 (TH 62)
 END LIGHTING SYSTEM "B"
 REF. PT. 104+00.720

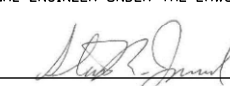
NOTES:
 SEE LEGEND ON
 LIGHTING PLAN SHEET 1

100
 SCALE IN FEET

| NO. | REVISIONS | BY | APR. | DATE |
|-----|-----------|----|------|------|
| | | | | |

| | |
|--------------------|--------------------|
| DESIGNED SRJ | CHECKED TAJ |
| DRAWN TAJ | APPROVED NLP |
| DATE 11/15/2016 | JOB NO. 2763-55 |

I HEREBY CERTIFY THAT THIS PLAN, SPECIFICATION, OR REPORT WAS PREPARED BY ME OR UNDER MY DIRECT SUPERVISION AND THAT I AM A DULY LICENSED PROFESSIONAL ENGINEER UNDER THE LAWS OF THE STATE OF MINNESOTA.

 L.I.C. NO. 25307
 TYPED NAME STEVEN R JUNOD DATE 11/9/2016



SP 2763-55
 SP 2773-13
 TH 62

MINNESOTA DEPARTMENT OF TRANSPORTATION
 LIGHTING PLAN
 LIGHTING SYSTEM "B"
 SHEET 4 OF 10

| | |
|-------|----|
| SHEET | 17 |
| OF | 33 |