







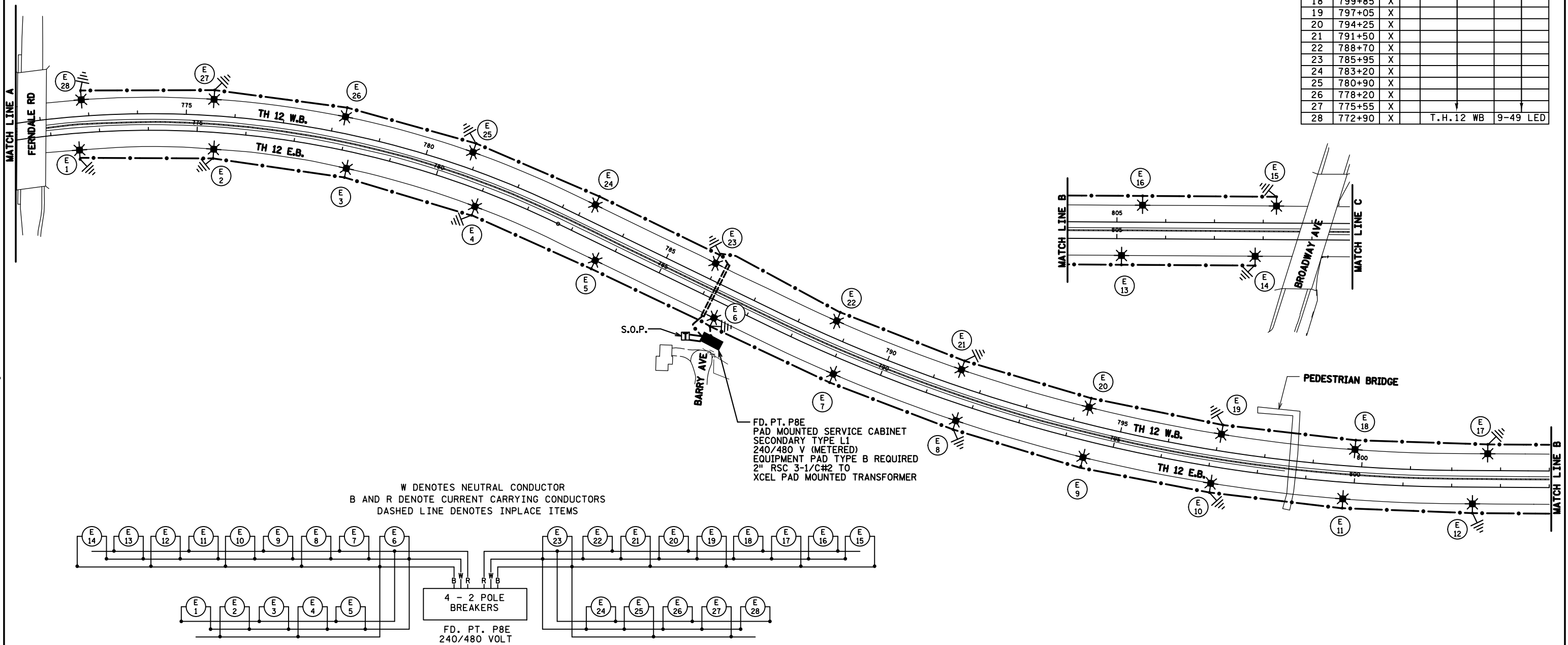
PLOTTED/REVISED: 3/15/2016

**LEGEND**

-  LIGHTING UNIT
-  PERMANENT GROUND ROD (25 OHMS OR LESS)
-  DIRECT BURIED CABLE 4 CONDUCTOR NO. 4
-  FD. PT. CABINET
-  3" PVC (UNLESS OTHERWISE NOTED)
-  LIGHTING UNIT IDENTIFIER

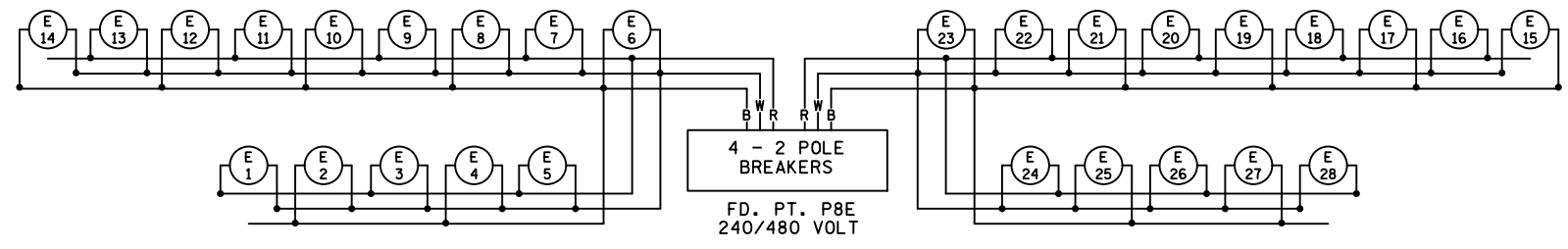


FEEDPOINT P8E				
LIGHTING UNIT LOCATION AND TYPE				
NO.	STATION	LT.	RT.	LOCATION
1	772+55	X		T.H.12 EB
2	775+35	X		
3	778+15	X		
4	780+95	X		
5	783+70	X		
6	786+40	X		
7	789+10	X		
8	791+80	X		
9	794+45	X		
10	797+10	X		
11	799+80	X		
12	802+45	X		
13	805+10	X		
14	807+85	X		T.H.12 EB
15	808+25	X		T.H.12 WB
16	805+50	X		
17	802+75	X		
18	799+85	X		
19	797+05	X		
20	794+25	X		
21	791+50	X		
22	788+70	X		
23	785+95	X		
24	783+20	X		
25	780+90	X		
26	778+20	X		
27	775+55	X		T.H.12 WB
28	772+90	X		T.H.12 WB



W DENOTES NEUTRAL CONDUCTOR  
 B AND R DENOTE CURRENT CARRYING CONDUCTORS  
 DASHED LINE DENOTES INPLACE ITEMS

FD. PT. P8E  
 PAD MOUNTED SERVICE CABINET  
 SECONDARY TYPE L1  
 240/480 V (METERED)  
 EQUIPMENT PAD TYPE B REQUIRED  
 2" RSC 3-1/C#2 TO  
 XCEL PAD MOUNTED TRANSFORMER



FEED POINT P8E

BY	DATE	REVISIONS	FEEDPOINT: P8E	LOCATION: BARRY AVE	<b>LIGHTING PLAN</b>
			METER ADDRESS: 250 GARDNER ST., WAYZATA 55391		
DRAWN BY: SJK    CKD BY: PB			CERTIFIED BY <i>Michael P. Libinsky</i> LIC. NO. 19863    DATE: 3/15/2016		STATE PROJ.NO. 2713-112 (T.H. 12) SHEET NO. 12 OF 18 SHEETS

DISTRICT #: METRO  
 I/PLOT NAME: P8E  
 PATH & FILENAME: IP\_PWP-d1749652V2713-112.IT1.dwg