

FD. PT. P3T

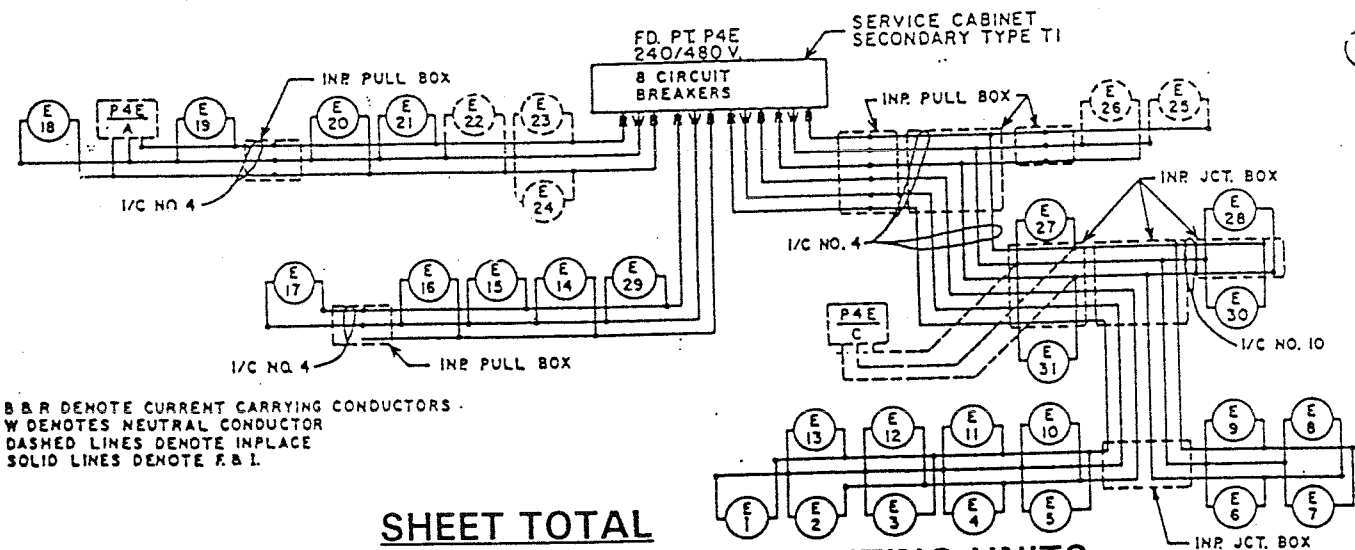
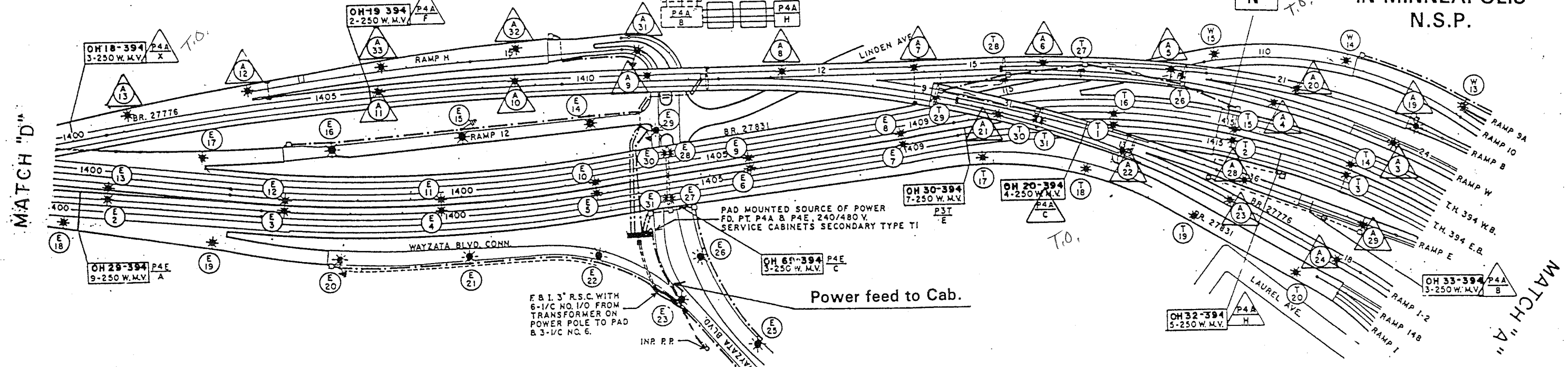
LIGHTING STANDARDS & BASES					
NO.	STATION	LT.	RT.	LOCATION	TYPE
(2) 1	1412 + 80 W.B.	-	-	MEDIAN T.H. 394	68D-40
(2) 2	1415 + 20 W.B.	-	-		
(2) 3	1417 + 60 W.B.	-	-		
(2) 4	1420 + 00 W.B.	-	-		
(2) 5	1422 + 70 W.B.	-	-		
(2) 6	1425 + 40 W.B.	-	-		
(2) 7	1427 + 26 W.B.	-	-		
(2) 8	1429 + 43 W.B.	-	-	MEDIAN T.H. 394	68D-40
(2) ANCHORAGE INP. F & I. 200 WATT HIGH PRESSURE SODIUM LIGHTING UNIT					

FD PT P3T

LIGHTING STANDARDS & BASES					
NO.	STATION	LT.	RT.	LOCATION	TYPE
(2) 17		-	-	RAMP I	68-40
(2) 18		-	-		
(2) 19		-	-		
(2) 20		-	-		68-40
21	INP 11 + 40	-	-		
22	INP 13 + 80	-	-		
23	INP 16 + 20	-	-		68-40
24	INP 27 + 65	-	-		68-40
25	INP 30 + 05	-	-	RAMP I	68-40
(7) 26	AS SHOWN	-	-	RAMP IO	
(7) 27		-	-	RAMP IO	
(7) 28		-	-	RAMP IO	
(7) 29		-	-	T.H. 394 W.B.	
(7) 30		-	-	T.H. 394 W.B.	
(7) 31	AS SHOWN	-	-	T.H. 394 E.B.	
(7) 200 WATT HIGH PRESSURE SODIUM UNDERPASS LIGHT					

METERED, NOT PART OF THIS EXHIBIT.

EXHIBIT 103H:
T.H. 394 & WAYZATA BLVD.
IN MINNEAPOLIS
N.S.P.



FD. PT. P4E

LIGHTING STANDARDS & BASES					
NO.	STATION	LT.	RT.	LOCATION	TYPE
(6) 1	1397 + 85	-	-	T.H. 394 E.B.	68-49
(6) 2	1400 + 95	-	-		68D-49
(6) 3	1396 + 75	-	-		
(6) 4	1399 + 75	-	-		
(6) 5	1402 + 75	-	-		
(6) 6	1405 + 75	-	-		
(6) 7	1408 + 75	-	-	T.H. 394 E.B.	68D-49
(4) 14	AS SHOWN	-	-	RAMP I2	
(4) 15	AS SHOWN	-	-	RAMP I2	
(4) 16	AS SHOWN	-	-	RAMP I2	
(4) INSTALL SALVAGED LIGHT STANDARD & F & I 200 WATT HIGH PRESSURE SODIUM LUMINAIRE					
(6) ANCHORAGE INP. F & I 250 WATT HIGH PRESSURE SODIUM LIGHTING UNIT					
PLACE LIGHTING UNITS 9' BEHIND CURB					

FD. PT. P4E

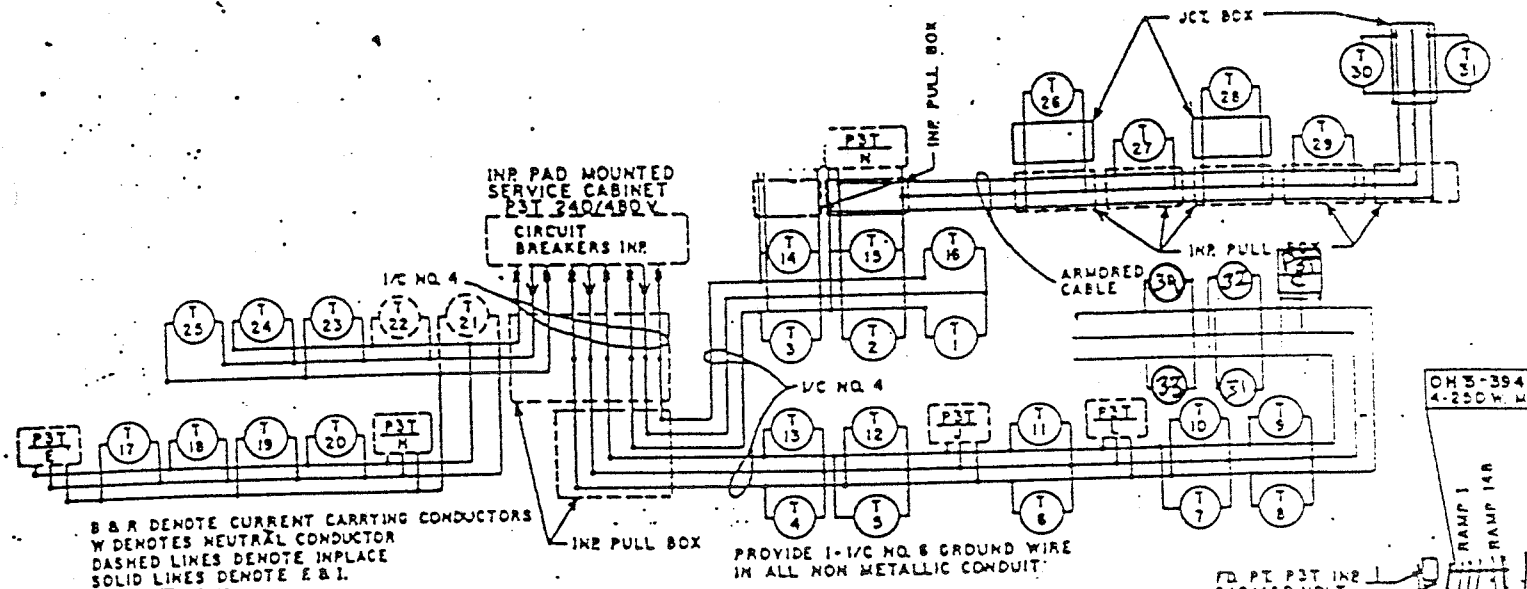
LIGHTING STANDARDS & BASES					
NO.	STATION	LT.	RT.	LOCATION	TYPE
(2) 17	1402 + 15	-	-	T.H. 394 W.B.	68-40
(2) 18	1400 + 15	-	-	T.H. 394 E.B.	68-40
(2) 19	1403 + 10	-	-	T.H. 394 E.B.	68-40
(4) 20	AS SHOWN	-	-	WAYZATA CONN.	
(4) 21	AS SHOWN	-	-	WAYZATA CONN.	
(1) 22	INPLACE	-	-	WAYZATA CONN.	
(1) 23	INPLACE	-	-	WAYZATA CONN.	
(1) 24	INPLACE	-	-	WAYZATA BLVD.	
(1) 25	INPLACE	-	-		
(1) 26	INPLACE	-	-		
(7) 27	AS SHOWN	-	-		
(7) 28	AS SHOWN	-	-		
(4) 29	AS SHOWN	-	-		
(7) 30	AS SHOWN	-	-		
(7) 31	AS SHOWN	-	-	WAYZATA BLVD.	
(1) SALVAGE INP. LUMINAIRE & F & I 200 WATT HIGH PRESSURE SODIUM LUMINAIRE					
(2) ANCHORAGE INP. F & I 250 WATT HIGH PRESSURE SODIUM LIGHTING UNIT					
(7) 200 WATT HIGH PRESSURE SODIUM UNDERPASS LIGHT					

SHEET TOTAL

12 - 250 WATT HIGH PRESSURE SODIUM LIGHTING UNITS
 27 - 200 WATT HIGH PRESSURE SODIUM LIGHTING UNITS
 10 - 200 WATT HIGH PRESSURE SODIUM UNDERPASS LIGHTS
 19 - 250 WATT MERCURY VAPOR SIGN LIGHTS

SHEET TOTAL

- 8 - 400 WATT HIGH PRESSURE SODIUM LIGHTING UNITS
- 43 - 200 WATT HIGH PRESSURE SODIUM LIGHTING UNITS
- 3 - 200 WATT HIGH PRESSURE SODIUM UNDERPASS LIGHTS
- 26 - 250 WATT MERCURY VAPOR SIGN LIGHTS
- 3 - 175 WATT MERCURY VAPOR SIGN LIGHTS

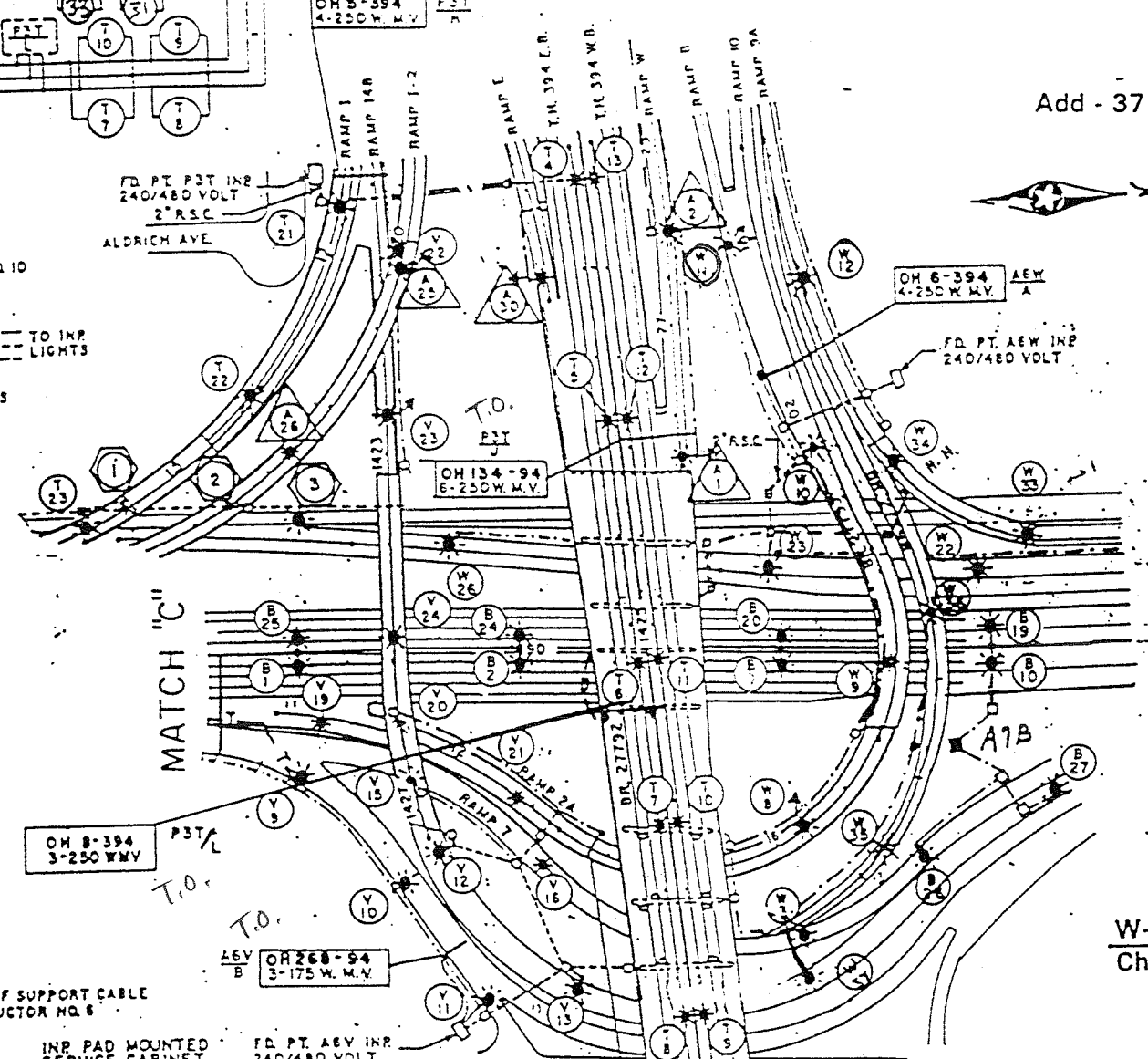
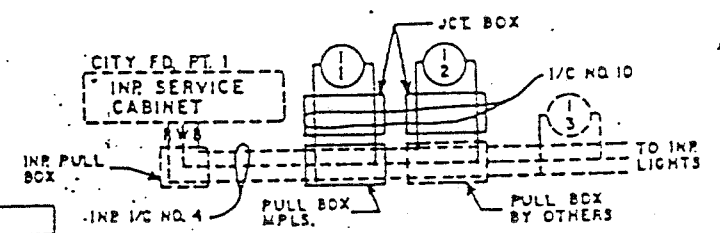


MATCH "A"

CITY FD. PT. I

NO	STATION	LT/RT	LOCATION	TYPE
1	AS SHOWN		W. FR. RD.	L
2	AS SHOWN		W. FR. RD.	L
3	INPLACE			

(1) 250 WATT HIGH PRESSURE SODIUM UNDERPASS LIGHT



Add - 37 from A6V Feedpoint FD PT A6W

FD PT A6W

NO	STATION	LT/RT	LOCATION	TYPE
(3)	58 + 50	-	RAMP 7	
(2)	58 + 50	-	RAMP 2A	
(3)	104 + 20	-	RAMP 10	ER-40
(3)	104 + 20	-	RAMP 10	
(4)	51 + 50	-	RAMP 9A	
(4)	106 + 20	-	RAMP 10	
(2)	106 + 20	-	RAMP 10	ER-40
(2)	110 + 50	-	RAMP 10	ER-40

- (2) ANCHORAGE INP. E.B.I. 200 WATT HIGH PRESSURE SODIUM LIGHTING UNIT
- (3) INSTALL SALVAGED LIGHT STANDARD AND SALVAGED 200 WATT HIGH PRESSURE SODIUM LUMINAIRE
- (4) INSTALL SALVAGED LIGHT STANDARD B.E.B.I. 200 WATT HIGH PRESSURE SODIUM LUMINAIRE

FD PT A6V

NO	STATION	LT/RT	LOCATION	TYPE
(1)	INP 75 + 50	-	LYNDALE N.B.	
(1)	INP 77 + 30	-		
(1)	INP 78 + 20	-		
(1)	INP 80 + 20	-		
(2)	E2 + 35	-		ER-40
(2)	E4 + 35	-		ER-40
(2)	E6 + 35	-		ER-40
(1)	INP 88 + 50	-		
(1)	INP 80 + 35	-		
(1)	INP 82 + 35	-		
(1)	INP 84 + 30	-		
(1)	INP 86 + 30	-		
(1)	INP 88 + 30	-		
(1)	INP 90 + 35	-		
(1)	INP 92 + 35	-		
(1)	INP 94 + 30	-		
(1)	INP 96 + 30	-		
(1)	INP 98 + 30	-		
(1)	INP 100 + 30	-		
(1)	INP 102 + 30	-		
(1)	INP 104 + 30	-		
(1)	INP 106 + 30	-		
(1)	INP 108 + 30	-		
(1)	INP 110 + 30	-		
(1)	INP 112 + 30	-		
(1)	INP 114 + 30	-		
(1)	INP 116 + 30	-		
(1)	INP 118 + 30	-		
(1)	INP 120 + 30	-		
(1)	INP 122 + 30	-		
(1)	INP 124 + 30	-		

- (1) SALVAGE INP. LUMINAIRE B.E.B.I. 200 WATT HIGH PRESSURE SODIUM LUMINAIRE
- (2) ANCHORAGE INP. E.B.I. 200 WATT HIGH PRESSURE SODIUM LIGHTING UNIT

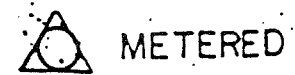


EXHIBIT 103H
T.H. 94 & T.H. 394
IN MINNEAPOLIS
N.S.P.

FD.PTS. P3T, A7B, A6V, A6W

State Proj. No. 2789-56 (T.H. 394=107)

Sheet No. 2 of 9 Sheets