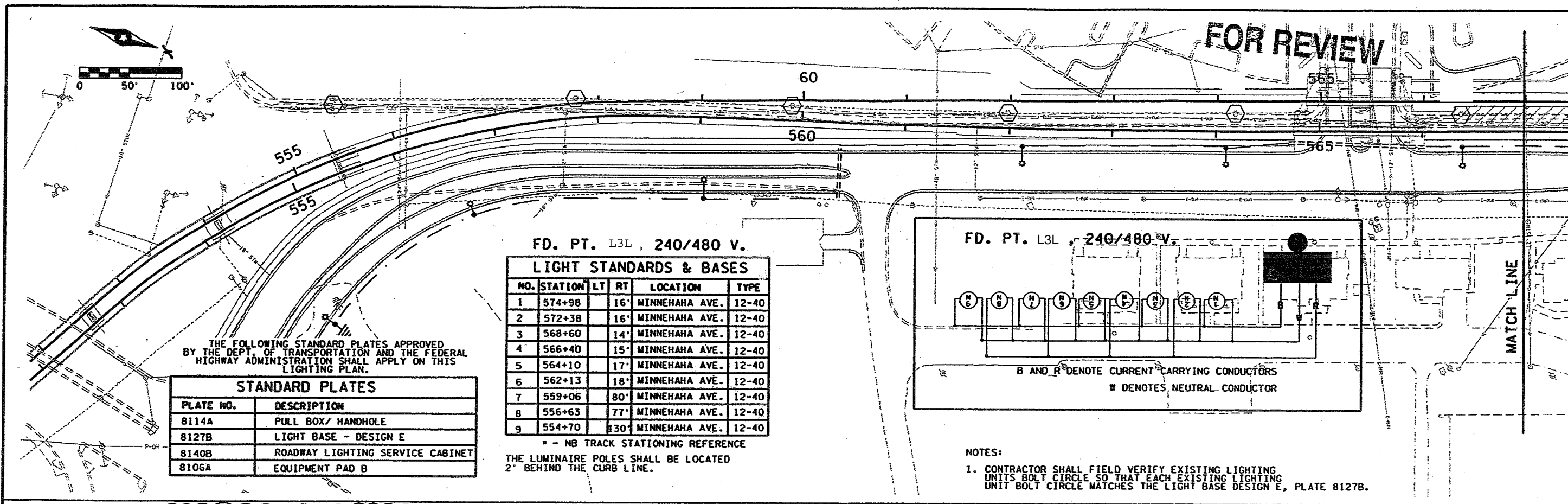


FOR REVIEW



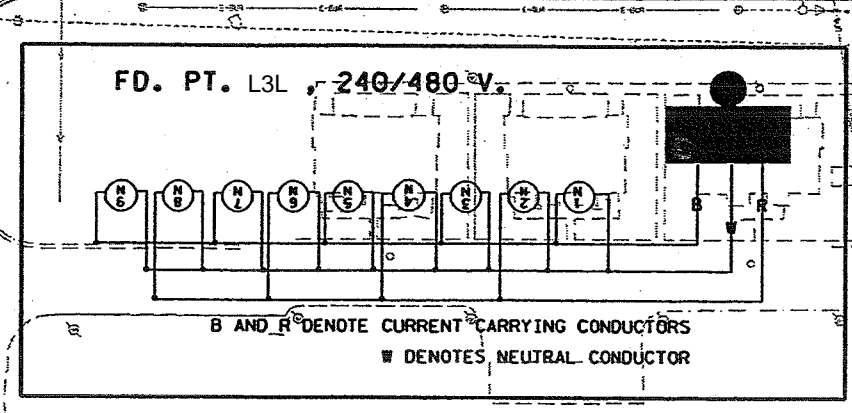
FD. PT. L3L, 240/480 V.
LIGHT STANDARDS & BASES

NO.	STATION	LT	RT	LOCATION	TYPE
1	574+98	16'		MINNEHAHA AVE.	12-40
2	572+38	16'		MINNEHAHA AVE.	12-40
3	568+60	14'		MINNEHAHA AVE.	12-40
4	566+40	15'		MINNEHAHA AVE.	12-40
5	564+10	17'		MINNEHAHA AVE.	12-40
6	562+13	18'		MINNEHAHA AVE.	12-40
7	559+06	80'		MINNEHAHA AVE.	12-40
8	556+63	77'		MINNEHAHA AVE.	12-40
9	554+70	130'		MINNEHAHA AVE.	12-40

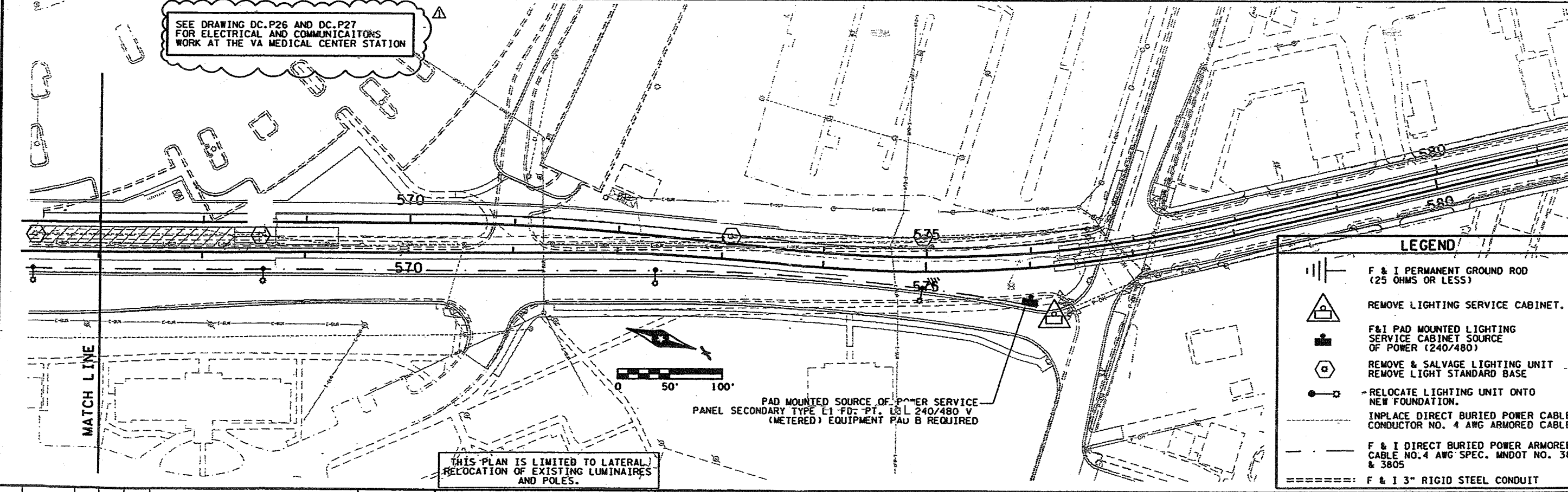
THE FOLLOWING STANDARD PLATES APPROVED BY THE DEPT. OF TRANSPORTATION AND THE FEDERAL HIGHWAY ADMINISTRATION SHALL APPLY ON THIS LIGHTING PLAN.

PLATE NO.	DESCRIPTION
8114A	PULL BOX/ HANDHOLE
8127B	LIGHT BASE - DESIGN E
8140B	ROADWAY LIGHTING SERVICE CABINET
8106A	EQUIPMENT PAD B

* - NB TRACK STATIONING REFERENCE
THE LUMINAIRE POLES SHALL BE LOCATED 2' BEHIND THE CURB LINE.



NOTES:
1. CONTRACTOR SHALL FIELD VERIFY EXISTING LIGHTING UNITS BOLT CIRCLE SO THAT EACH EXISTING LIGHTING UNIT BOLT CIRCLE MATCHES THE LIGHT BASE DESIGN E, PLATE 8127B.



SEE DRAWING DC.P26 AND DC.P27 FOR ELECTRICAL AND COMMUNICATIONS WORK AT THE VA MEDICAL CENTER STATION

PAD MOUNTED SOURCE OF POWER SERVICE PANEL SECONDARY TYPE E1 FD- PT. L3L 240/480 V (METERED) EQUIPMENT PAD B REQUIRED

LEGEND	
	F & I PERMANENT GROUND ROD (25 OHMS OR LESS)
	REMOVE LIGHTING SERVICE CABINET.
	F&I PAD MOUNTED LIGHTING SERVICE CABINET SOURCE OF POWER (240/480)
	REMOVE & SALVAGE LIGHTING UNIT REMOVE LIGHT STANDARD BASE
	RELOCATE LIGHTING UNIT ONTO NEW FOUNDATION.
	INPLACE DIRECT BURIED POWER CABLE CONDUCTOR NO. 4 AWG ARMORED CABLE.
	F & I DIRECT BURIED POWER ARMORED CABLE NO. 4 AWG SPEC. MNDOT NO. 380 & 3805
	F & I 3" RIGID STEEL CONDUIT

THIS PLAN IS LIMITED TO LATERAL RELOCATION OF EXISTING LUMINAIRES AND POLES.

NO	DATE	BY	CHKD	APPR	REVISION
1	1/30/02	RWE	TPM	DRA	ADDED REFERENCE BLOCK
0	10/30/01	JLR	ELA	RAB	RELEASED FOR CONSTRUCTION

I hereby certify that this plan was prepared by me or under my direct supervision and that I am a duly Licensed Professional Engineer under the laws of the state of Minnesota.
David R. Abbey
Date: 1/31/02 Lic. No. 25302

PARSONS TRANSPORTATION GROUP INC.
EDWARDS AND KELCEY, INC.
A JOINT VENTURE
RELEASED FOR CONSTRUCTION

HIAWATHA PROJECT OFFICE

MINNESOTA DEPARTMENT OF TRANSPORTATION-S.P. 2724-00L
HIAWATHA LRT PROJECT
LIGHTING PLAN - MINNEHAHA AVE
TH 62 (STA 553) TO E 54TH ST (STA 577)
CIVIL DRAWING NAME: DI_P02

12:01:36 PM 1/31/02 s:\civ\1158901-03\c2724\lrrtd1.p02