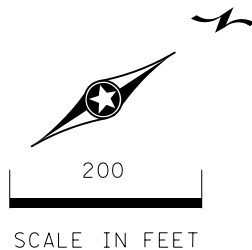


LEGEND

- LIGHTING UNIT
- DIRECT BURIED CABLE 4/C 4 AWG
- 3" PVC (UNLESS OTHERWISE NOTED)
- FT. PT. CABINET
- PERMANENT GROUND ROD (25 OHMS OR LESS)
- INPLACE FT. PT. CABINET
- INPLACE HANDHOLE
- INPLACE LIGHTING UNIT
- LIGHTING UNIT IDENTIFIER
- INPLACE DIRECT BURIED CABLE
- INPLACE CONDUIT
- OVERHEAD LIGHTING CABLE 4/C 4AWG



SCALE IN FEET

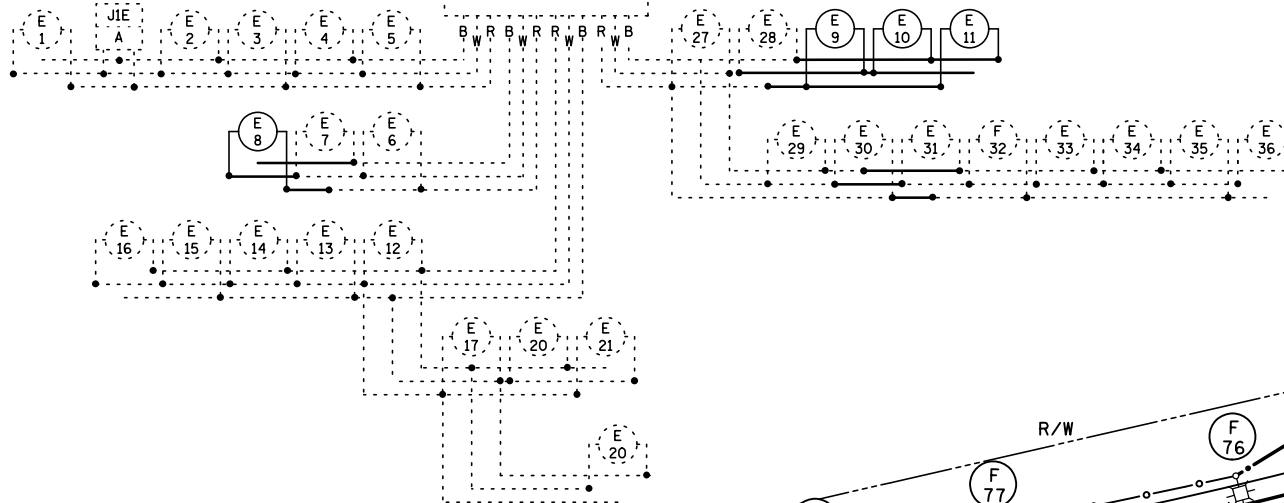
FEEDPOINT J1E
LIGHTING UNIT LOCATION AND TYPE

NO.	STATION	LT.	RT.	LOCATION	TYPE	FOUNDATION
4	INPLACE		X	T.H. 5	9-40	EXISTING
5			X	T.H. 5	9-40	
6			X	T.H. 5	15-30	
(2) 7	INPLACE		X	T.H. 5		EXISTING
(1) 8	1041+65		X	T.H. 5		E
9	1043+15	X		T.H. 5		
10	1045+40	X		T.H. 5		
(1)(2) 11	1047+60	X		T.H. 5	15-30	E
12	INPLACE		X	RAMP	6-40	EXISTING
13			X	RAMP	6-40	
17			X	T.H. 5	15-20	
20			X	RAMP	9-40	
21			X	RAMP	9-40	
(2) 27			X	RAMP	15-30	
28			X	RAMP	15-30	
29			X	RAMP	15-20	
30			X	RAMP		
31			X	RAMP		
32			X	RAMP		
33			X	T.H. 5		
34			X	T.H. 5		
35			X	T.H. 5		
(2) 36	INPLACE		X	T.H. 5	15-20	EXISTING

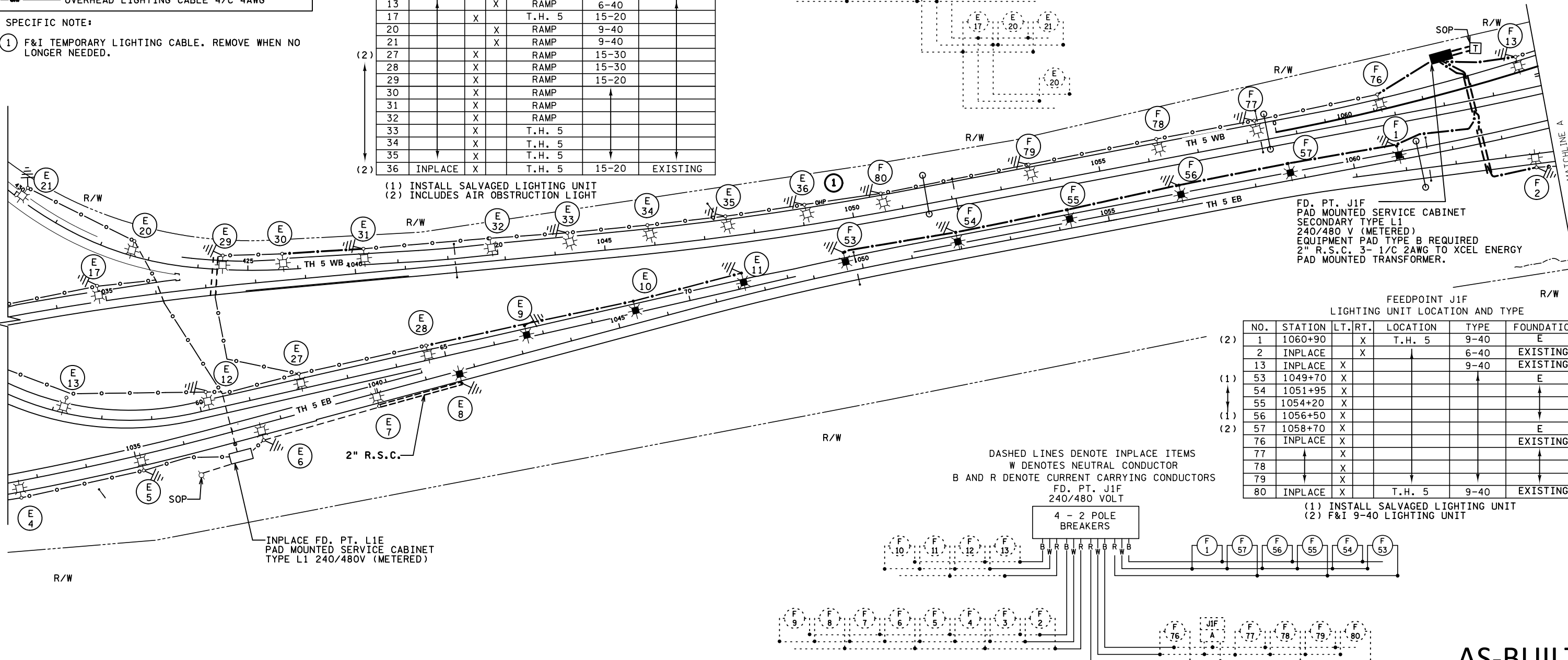
- (1) INSTALL SALVAGED LIGHTING UNIT
- (2) INCLUDES AIR OBSTRUCTION LIGHT

DASHED LINES DENOTE INPLACE ITEMS
W DENOTES NEUTRAL CONDUCTOR
B AND R DENOTE CURRENT CARRYING CONDUCTORS
FD. PT. J1E
240/480 VOLT

4 - 2 POLE
BREAKERS



SPECIFIC NOTE:
1 F&I TEMPORARY LIGHTING CABLE. REMOVE WHEN NO LONGER NEEDED.



FD. PT. J1F
PAD MOUNTED SERVICE CABINET
SECONDARY TYPE L1
240/480 V (METERED)
EQUIPMENT PAD TYPE B REQUIRED
2" R.S.C. 3- 1/C 2AWG TO XCEL ENERGY
PAD MOUNTED TRANSFORMER.

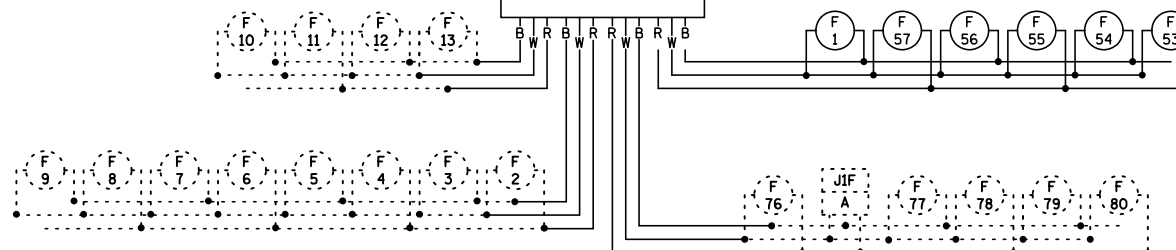
FEEDPOINT J1F
LIGHTING UNIT LOCATION AND TYPE

NO.	STATION	LT.	RT.	LOCATION	TYPE	FOUNDATION
(2) 1	1060+90		X	T.H. 5	9-40	E
2	INPLACE		X		6-40	EXISTING
13	INPLACE	X			9-40	EXISTING
(1) 53	1049+70	X				E
54	1051+95	X				
(1) 55	1054+20	X				
(1) 56	1056+50	X				
(2) 57	1058+70	X				E
76	INPLACE	X				EXISTING
77			X			
78			X			
79			X			
(2) 80	INPLACE	X		T.H. 5	9-40	EXISTING

- (1) INSTALL SALVAGED LIGHTING UNIT
- (2) F&I 9-40 LIGHTING UNIT

DASHED LINES DENOTE INPLACE ITEMS
W DENOTES NEUTRAL CONDUCTOR
B AND R DENOTE CURRENT CARRYING CONDUCTORS
FD. PT. J1F
240/480 VOLT

4 - 2 POLE
BREAKERS



METER ADDRESS: J1E 5201 HWY 5 FORT SNELLING, 55111
J1F 6410 HWY 5 FORT SNELLING, 55111

FEEDPOINT: J1E, J1F LOCATION: TH 5

LIGHTING PLAN

AS-BUILT
LIGHTING SYSTEM A

BY	DATE	REVISIONS

CERTIFIED BY Michael P. Dubinsky LIC. NO. 19863 DATE: 29-JUL-2019
LICENSED PROFESSIONAL ENGINEER

STATE PROJ. NO. 2732-105 (T.H. 5) SHEET NO. SL11 OF SL13 SHEETS

PLOTTED/REVISED: 29-JUL-2019

DISTRICT #: Metro
I/PLOT NAME: sheet 11
PATH & FILENAME: Projects\DM_R05\005\2732\05\Traffic\Lighting\2732-105\11r.lodgn

DRAWN BY: BAM CKD BY: PB