










LEGEND

-  PAD MOUNTED FD. PT. CABINET 240/480 VOLT EQUIPMENT PAD B
-  DIRECT BURIED CABLE 4 CONDUCTOR NO. 4
-  3" PVC (UNLESS NOTED OTHERWISE)
-  INPLACE LIGHTING UNIT
-  INPLACE DIRECT BURIED CABLE 3 CONDUCTOR NO. 4
-  INPLACE GROUND ROD
-  INPLACE 3" NMC
-  INPLACE POWER POLE

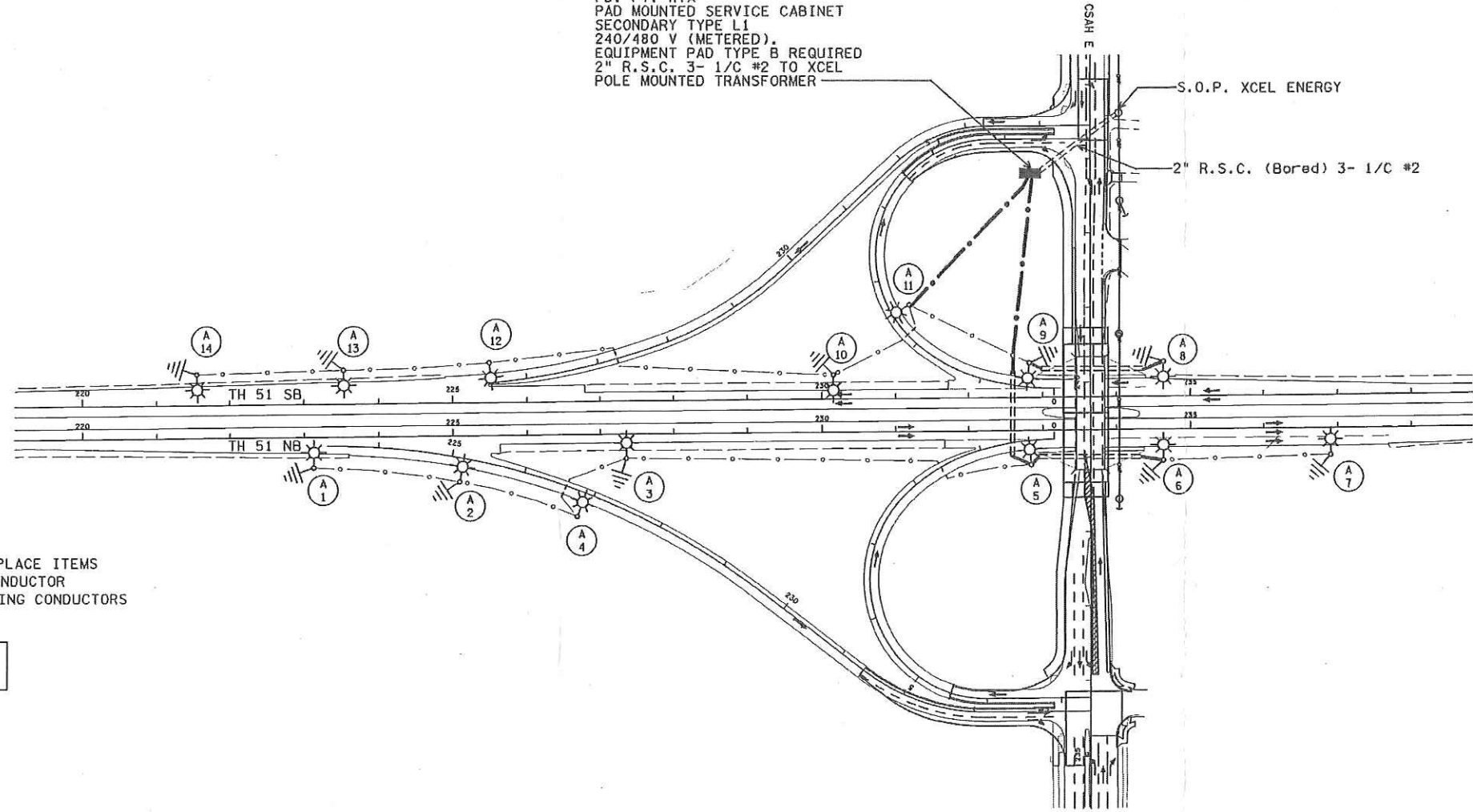
**FEEDPOINT H7A
LIGHTING STANDARDS AND FOUNDATIONS**

NO.	STATION	LT.	RT.	LOCATION	TYPE
1	INP.		X	T.H. 51 N.B.	12-40
2	INP.		X	T.H. 51 N.B.	12-40
3	INP.		X	T.H. 51 N.B.	12-40
4	INP.		X	N.B. RAMP	9-40
5	INP.		X	T.H. 51 N.B.	12-40
6	INP.		X	T.H. 51 N.B.	12-40
7	INP.		X	T.H. 51 N.B.	12-40
8	INP.		X	T.H. 51 S.B.	12-40
9	INP.		X	T.H. 51 S.B.	12-40
10	INP.		X	T.H. 51 S.B.	12-40
11	INP.		X	S.B. LOOP	9-40
12	INP.		X	T.H. 51 S.B.	12-40
13	INP.		X	T.H. 51 S.B.	12-40
14	INP.		X	T.H. 51 S.B.	12-40

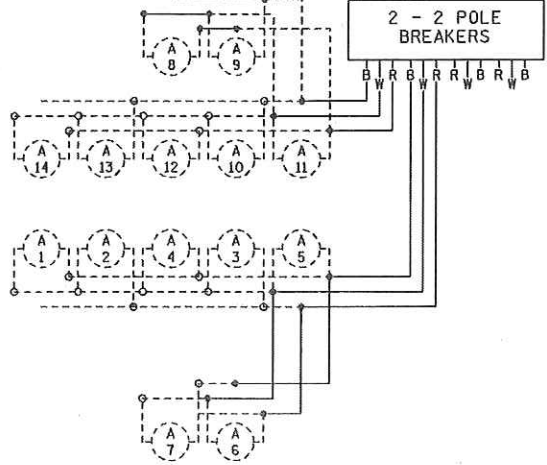


PLOTTED/REVISED: 9/22/2014

FD. PT. H7A
PAD MOUNTED SERVICE CABINET
SECONDARY TYPE L1
240/480 V (METERED).
EQUIPMENT PAD TYPE B REQUIRED
2" R.S.C. 3- 1/C #2 TO XCEL
POLE MOUNTED TRANSFORMER



DASHED LINES DENOTE INPLACE ITEMS
W DENOTES NEUTRAL CONDUCTOR
B AND R DENOTE CURRENT CARRYING CONDUCTORS
FD. PT. H7A
240/480 VOLT



DISTRICT #: METRO
PLOT NAME: 16216-130.II.dwg
PATH & FILENAME: IP_PWP-d163532N6216-130.II.dwg

FEED POINT H7A

S.A.P.062-615-031

BY	DATE	REVISIONS	FEEDPOINT: H7A LOCATION: TH 51 AT CSAH E	METER ADDRESS: 1340 CTY RD E WEST, ARDEN HILLS 55112	LIGHTING PLAN
DRAWN BY: DC CKD BY: GB DATE: 9/2014			CERTIFIED BY: <i>Michael P. Gibinsky</i> LIC. NO. 19863 DATE: 9/22/2014		STATE PROJ. NO. 6216-130 (T.H. 51) SHEET NO. SL3 OF SL3 SHEETS