




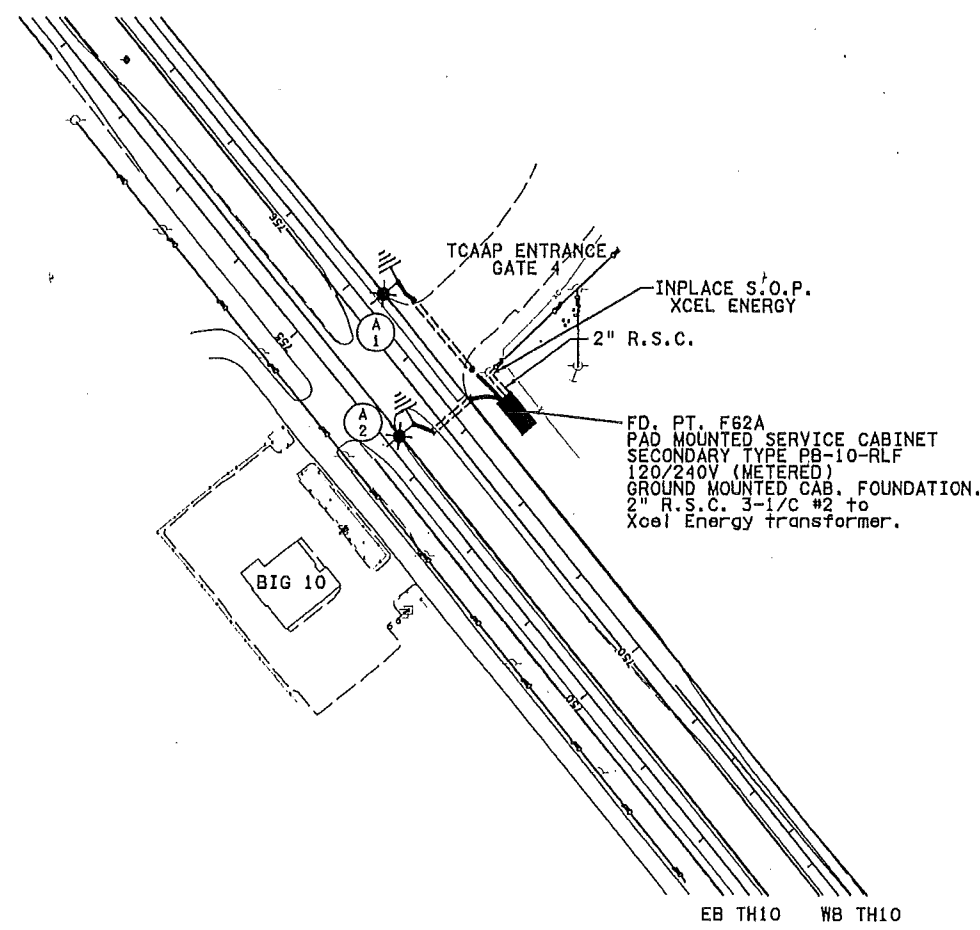


# LEGEND

-  LIGHTING UNIT
-  PAD MOUNTED FD. PT. CABINET 120/240 VOLT
-  ARMORED CABLE 4 CONDUCTOR NO. 4
-  PERMANENT GROUND ROD (25 OHMS OR LESS)
-  3" PVC (UNLESS NOTED OTHERWISE)



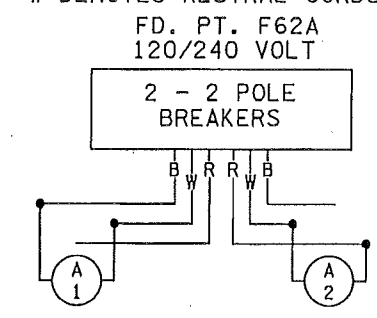
PLOTTED/REVISED: 10/8/2012



FEEDPOINT F62A  
LIGHTING STANDARDS AND BASES

NO.	STATION	LT.	RT.	LOCATION	TYPE	WATT
1	754+70		X	WB T.H.10	9-40	250
2	753+45	X		EB T.H.10	9-40	250

B AND R DENOTE CURRENT CARRYING CONDUCTORS  
W DENOTES NEUTRAL CONDUCTOR



Note: Contact Xcel Energy for removal of Inplace lights and wood poles.

DISTRICT #: METRO  
PLOT NAME: 16205-37.J11a3  
PATH & FILENAME: IP\_FWP-d071214016205-37.J11a.dgn

BY	DATE	REVISIONS	FEEDPOINT: F62A    LOCATION: T.H. 10 at 35W METER ADDRESS: 4710 U.S.10, Arden Hills, 55112.	LIGHTING PLAN
DRAWN BY: PB    CKD BY: GB    DATE: 9/2012			CERTIFIED BY: <i>Michael P. Gubensky</i> LIC. NO. 19863    DATE: 10/8/2012 <small>LICENSED PROFESSIONAL ENGINEER</small>	STATE PROJ. NO. 6205-37 (T.H.10)    SHEET NO. L3 OF L4 SHEETS