

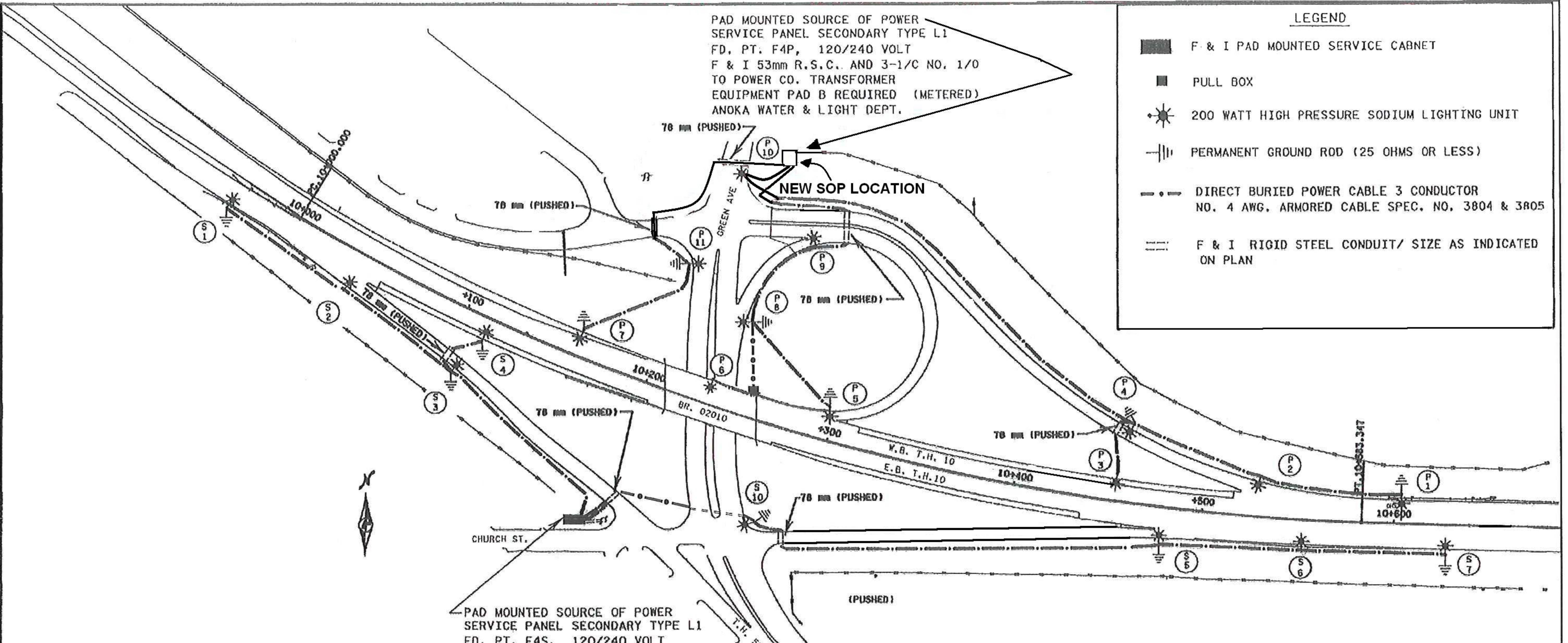
PLOTTED/REVISED: 2/25/2010

DISTRICT #: METRO
PLOT NAME: New file
PATH & FILENAME: S:\TRAFFIC\LIGHTING\Eric K\New File.dgn

PAD MOUNTED SOURCE OF POWER
SERVICE PANEL SECONDARY TYPE L1
FD. PT. F4P, 120/240 VOLT
F & I 53mm R.S.C. AND 3-1/C NO. 1/0
TO POWER CO. TRANSFORMER
EQUIPMENT PAD B REQUIRED (METERED)
ANOKA WATER & LIGHT DEPT.

LEGEND

- F & I PAD MOUNTED SERVICE CABINET
- PULL BOX
- ☼ 200 WATT HIGH PRESSURE SODIUM LIGHTING UNIT
- ⎓ PERMANENT GROUND ROD (25 OHMS OR LESS)
- DIRECT BURIED POWER CABLE 3 CONDUCTOR NO. 4 AWG, ARMORED CABLE SPEC. NO. 3804 & 3805
- F & I RIGID STEEL CONDUIT/ SIZE AS INDICATED ON PLAN



PAD MOUNTED SOURCE OF POWER
SERVICE PANEL SECONDARY TYPE L1
FD. PT. F4S, 120/240 VOLT
F & I 53mm R.S.C. AND 3-1/C NO. 1/0
TO POWER CO. TRANSFORMER
EQUIPMENT PAD B REQUIRED (METERED)
ANOKA WATER & LIGHT DEPT.

EXHIBIT 3A

T.H. 10 & GREENHAVEN RD.
IN ANOKA
ANOKA WATER & LIGHT DEPT.
METERED

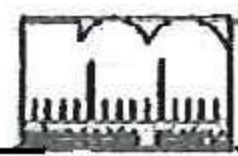
TOTAL

- 1 - 250 WATT HIGH PRESSURE SODIUM LIGHTING UNIT
- 21 - 200 WATT HIGH PRESSURE SODIUM LIGHTING UNITS

FD. PTS. F04P & F04S

METER ADDRESS:

AS BUILT BY JH 4/29/13



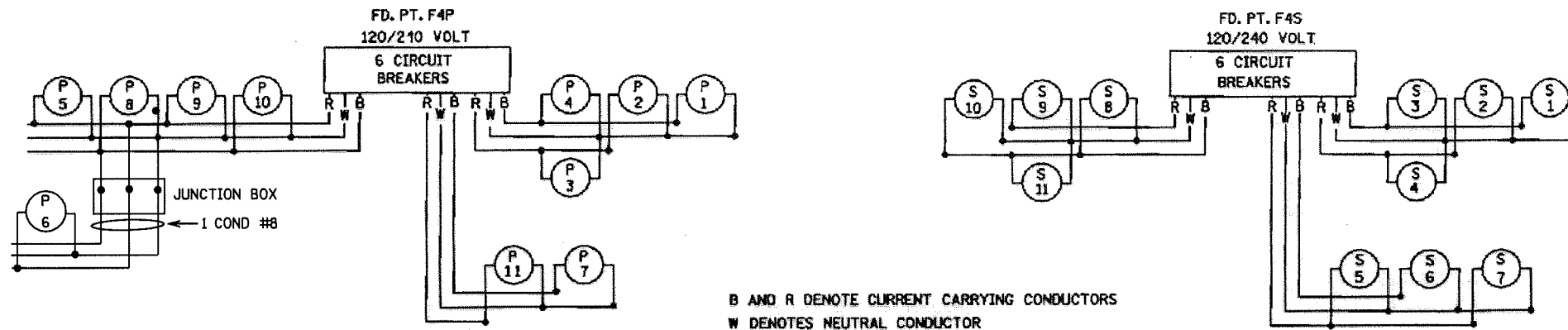
LIGHTING PLAN

CERTIFIED BY *Eric K. Lofgren* REG. NO. 21180

State Proj. No. 0215-54 (TH 10 = 62) Sheet No. 1 of 2 Sheets

BY	DATE	REVISIONS
EK	2/2010	REMOVE S8, S9, & S11. FEED P6 FROM P8.

PLOTTED/REVISED: 2/26/2010



GRAND TOTAL

49 - 200 WATT HIGH PRESSURE SODIUM LIGHTING UNITS

FD. PT. F4P

LIGHTING STANDARDS AND BASES					
NO.	STATION	LT.	RT.	LOCATION	TYPE
P1	10+603	15		T.H. 10	4-12
P2	10+529	21		T.H. 10	4-12
P3	10+453	14		T.H. 10	4-12
P4	10+458	41		T.H. 10	3-12
P5	10+296	17		T.H. 10	4-12
P6	INP. 10+233	13		T.H. 10	2B-12
P7	10+160	14		T.H. 10	4-12
P8	10+243	49		T.H. 10	4-12
P9	10+263	98		T.H. 10	4-12
P10	10+214	122		T.H. 10	4-12
P11	10+198	66		T.H. 10	4-12

FD. PT. F4S

LIGHTING STANDARDS AND BASES					
NO.	STATION	LT.	RT.	LOCATION	TYPE
S1	9+965		15	T.H. 10	4-12
S2	10+038		22	T.H. 10	4-12
S3	10+106		35	T.H. 10	3-12
S4	10+114		13	T.H. 10	4-12
S5	10+479		19	T.H. 10	4-12
S6	10+553		16	T.H. 10	4-12
S7	10+628		15	T.H. 10	4-12
S8	10+250		76	T.H. 10	3-12
S9	10+262		84	T.H. 10	4-12
S10	10+276		52	T.H. 10	4-12
S11	10+321		105	T.H. 10	4-12

EXHIBIT 4
T.H. 10 & GREENHAVEN RD.
IN ANOKA
ANOKA WATER & LIGHT DEPT.
METERED

FD. PTS. F04P & F04S

LIGHTING PLAN

CERTIFIED BY *Steven A. Lohde* REG. NO. 21180 State Proj. No.

Sheet No. 4 of 4 Sheets

BY	DATE	REVISIONS
EK	2/2010	REMOVE S8, S9, & S11. FEED P6 FROM P8.

DISTRICT #: METRO
 IPLOT NAME: New File
 PATH & FILENAME: S:\TRAFFIC\LIGHTING\Eric K\New file.dgn