

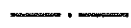
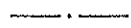
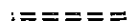














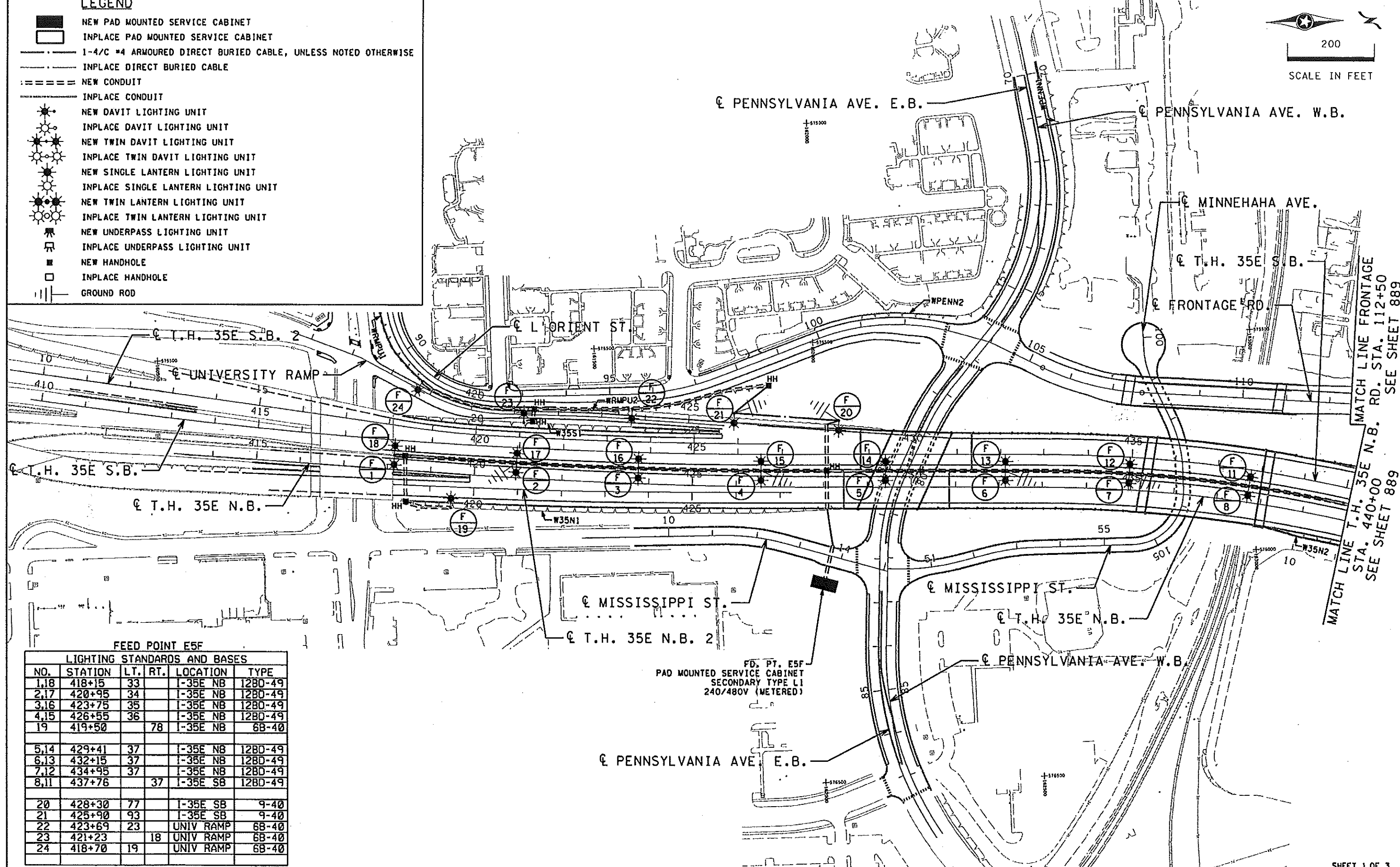



LEGEND

-  NEW PAD MOUNTED SERVICE CABINET
-  INPLACE PAD MOUNTED SERVICE CABINET
-  1-4/C #4 ARMURED DIRECT BURIED CABLE, UNLESS NOTED OTHERWISE
-  INPLACE DIRECT BURIED CABLE
-  NEW CONDUIT
-  INPLACE CONDUIT
-  NEW DAVIT LIGHTING UNIT
-  INPLACE DAVIT LIGHTING UNIT
-  NEW TWIN DAVIT LIGHTING UNIT
-  INPLACE TWIN DAVIT LIGHTING UNIT
-  NEW SINGLE LANTERN LIGHTING UNIT
-  INPLACE SINGLE LANTERN LIGHTING UNIT
-  NEW TWIN LANTERN LIGHTING UNIT
-  INPLACE TWIN LANTERN LIGHTING UNIT
-  NEW UNDERPASS LIGHTING UNIT
-  INPLACE UNDERPASS LIGHTING UNIT
-  NEW HANDHOLE
-  INPLACE HANDHOLE
-  GROUND ROD



MATCH LINE FRONTAGE RD. STA. 112+50
 MATCH LINE T.H. 35E N.B. RD. STA. 440+00
 SEE SHEET 889

FEED POINT E5F

LIGHTING STANDARDS AND BASES					
NO.	STATION	LT.	RT.	LOCATION	TYPE
1,18	418+15	33		I-35E NB	12BD-49
2,17	420+95	34		I-35E NB	12BD-49
3,16	423+75	35		I-35E NB	12BD-49
4,15	426+55	36		I-35E NB	12BD-49
19	419+50		78	I-35E NB	6B-40
5,14	429+41	37		I-35E NB	12BD-49
6,13	432+15	37		I-35E NB	12BD-49
7,12	434+95	37		I-35E NB	12BD-49
8,11	437+76		37	I-35E SB	12BD-49
20	428+30		77	I-35E SB	9-40
21	425+90		93	I-35E SB	9-40
22	423+69		23	UNIV RAMP	6B-40
23	421+23		18	UNIV RAMP	6B-40
24	418+70		19	UNIV RAMP	6B-40

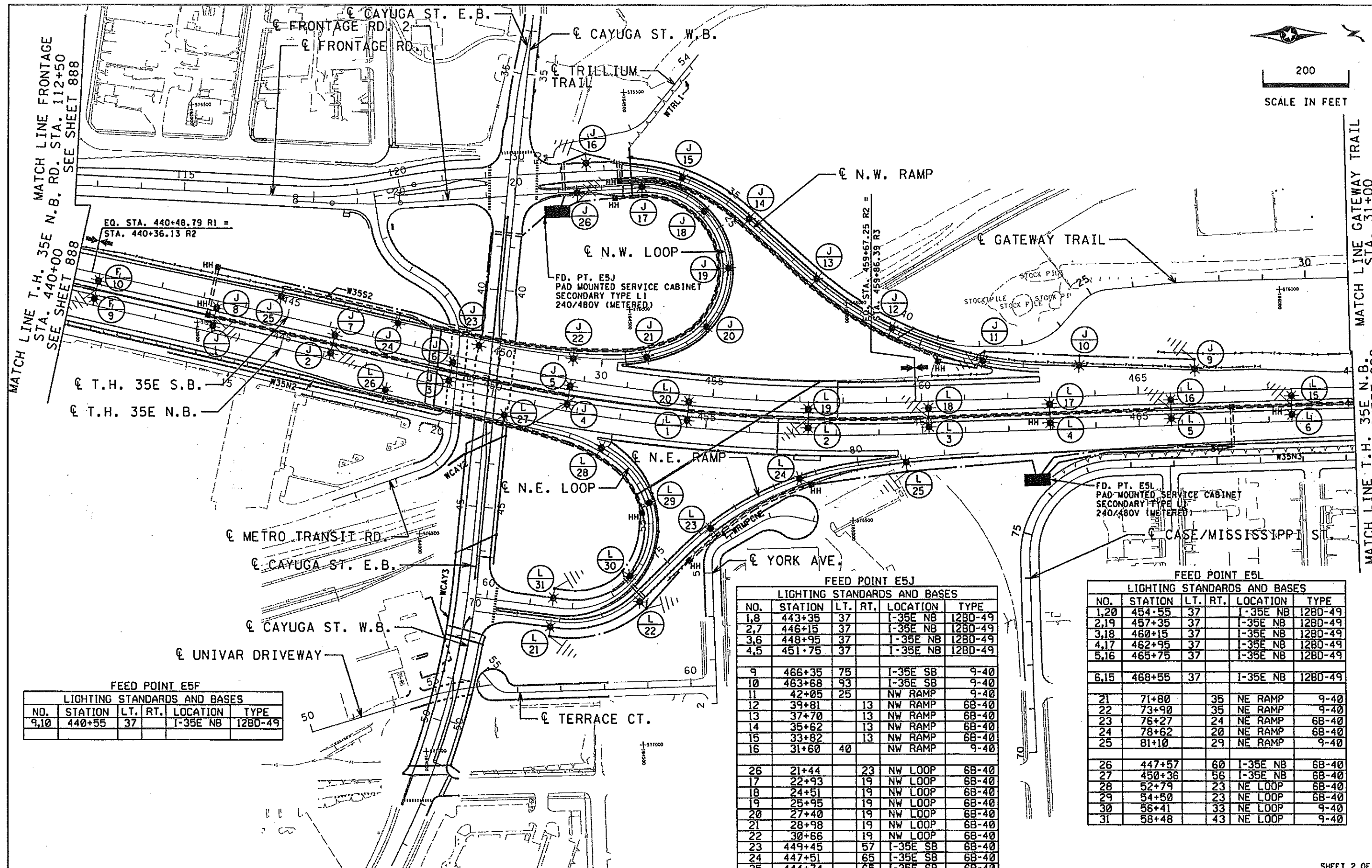
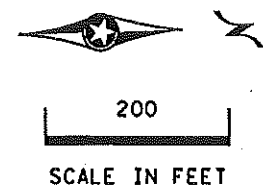
FD. PT. E5F
 PAD MOUNTED SERVICE CABINET
 SECONDARY TYPE L1
 240/480V (METERED)

06280308_1101.dgn
 12/23/09 4:04 PM
 C:\p06\1101

DRAWN BY: LEW
 DESIGNED BY: LEW
 CHECKED BY: JAH
 I hereby certify that this plan, specification, or report was prepared by me or under my direct supervision and that I am a duly Licensed Professional Engineer under the laws of the State of Minnesota. NAME: JEFFREY A. HILDEN LIC. NO. 20781
 CERTIFIED BY: Jeffrey A. Hilden
 LICENSED PROFESSIONAL ENGINEER
 DATE: 08/20/2012



LIGHTING PLAN 01 - SYSTEM "A"
 STATE PROJ. NO. 6280-308 (T.H. 35E)
 SHEET NO. 888 OF 1183 SHEETS



MATCH LINE T.H. 35E N.B. RD. STA. 112+50
 MATCH LINE FRONTAGE STA. 440+00
 SEE SHEET 888

MATCH LINE GATEWAY TRAIL STA. 31+00
 MATCH LINE T.H. 35E N.B. STA. 470+00
 SEE SHEET 890

FEED POINT E5F

LIGHTING STANDARDS AND BASES					
NO.	STATION	LT.	RT.	LOCATION	TYPE
9,10	440+55	37		I-35E NB	128D-49

FEED POINT E5J

LIGHTING STANDARDS AND BASES					
NO.	STATION	LT.	RT.	LOCATION	TYPE
1,8	443+35	37		I-35E NB	128D-49
2,7	446+15	37		I-35E NB	128D-49
3,6	448+95	37		I-35E NB	128D-49
4,5	451+75	37		I-35E NB	128D-49
9	466+35	75		I-35E SB	9-40
10	463+68	93		I-35E SB	9-40
11	42+05	25		NW RAMP	9-40
12	39+81		13	NW RAMP	68-40
13	37+70		13	NW RAMP	68-40
14	35+62		13	NW RAMP	68-40
15	33+82		13	NW RAMP	68-40
16	31+60	40		NW RAMP	9-40
26	21+44		23	NW LOOP	68-40
17	22+93		19	NW LOOP	68-40
18	24+51		19	NW LOOP	68-40
19	25+95		19	NW LOOP	68-40
20	27+40		19	NW LOOP	68-40
21	28+98		19	NW LOOP	68-40
22	30+66		19	NW LOOP	68-40
23	449+45	57		I-35E SB	68-40
24	447+51	65		I-35E SB	68-40
25	444+74	65		I-35E SB	68-40

FEED POINT E5L

LIGHTING STANDARDS AND BASES					
NO.	STATION	LT.	RT.	LOCATION	TYPE
1,20	454+55	37		I-35E NB	128D-49
2,19	457+35	37		I-35E NB	128D-49
3,18	460+15	37		I-35E NB	128D-49
4,17	462+95	37		I-35E NB	128D-49
5,16	465+75	37		I-35E NB	128D-49
6,15	468+55	37		I-35E NB	128D-49
21	71+80		35	NE RAMP	9-40
22	73+90		35	NE RAMP	9-40
23	76+27		24	NE RAMP	68-40
24	78+62		20	NE RAMP	68-40
25	81+10		29	NE RAMP	9-40
26	447+57	60		I-35E NB	68-40
27	450+36	56		I-35E NB	68-40
28	52+79	23		NE LOOP	68-40
29	54+50	23		NE LOOP	68-40
30	56+41	33		NE LOOP	9-40
31	58+48	43		NE LOOP	9-40

C06280308-1102.dgn
 12:34:32 PM
 8/20/2012
 8/20/2012

DRAWN BY: LEW
 DESIGNED BY: LEW
 CHECKED BY: JAH
 I hereby certify that this plan, specification, or report was prepared by me or under my direct supervision and that I am a duly Licensed Professional Engineer under the laws of the State of Minnesota. NAME: JEFFREY A. HILDEN LIC. NO. 20781
 CERTIFIED BY: Jeffrey A. Hilden LICENSED PROFESSIONAL ENGINEER DATE: 08/20/2012





State of Minnesota
Office Memorandum

DATE:

TO: Addressees

FROM: John Pedersen Lighting Operations Supervisor Waters Edge Office

PHONE: 651-234-7849

SUBJECT: **Lighting System Turn-On Notice**

System ID # E05F	System Type L	
Municipality Saint Paul	Location 35e	District Metro
Meter Address Mississippi	Power Company Xcel	S.P. # 6280-308
Patrol Station Oakdale	ESS Maint. Zone M2	Feedpoint # E05F
Exhibit #	Cabinet Quadrant SE	Agreement #
Service Type <input type="checkbox"/> 120/240 -OR- <input checked="" type="checkbox"/> 240/480	Cabinet Type <input type="checkbox"/> TYPE RLF <input checked="" type="checkbox"/> L1 <input type="checkbox"/> L2 <input type="checkbox"/> TYPE B	Construction Type <input checked="" type="checkbox"/> New <input type="checkbox"/> Rebuild

Special Info -OR- Responsibility Notes:

Signal ID # Cross Reference:

Date of Old Lighting System Turn-Off: 05/01/2015

Date of New Lighting System Turn-On: 06/01/2016

Warranty End Date: 06/01/2017 Contractor Honoring Warranty: Peoples Electric

Project Engineer: Eric Rustad

CONTINUED
See Next Page

Date 01/05/2017 System ID #

Cabinet MN/DOT

Hardware MN/DOT

Knockdown MN/DOT

Luminaire Maint. 1 MN/DOT

Luminaire Maint. 2 * _____

(* usually NA unless 2 different agencies responsible for luminaire maintenance)

Pay for Power MN/DOT

{never ESS}

Underground MN/DOT

Township _____

Range _____

Section _____

Qtr. Sect. _____

Addressees:

Electronic copies only:

Electrical Maint. Supervisor- Clint McCullough Electrical Services Section

State Lighting Engineer- Susan Zarling CO

Metro Electrical Dispatch- Eric Klute