

Exhibit A - Lighting Maintenance Responsibilities

Agreement 1052509

State

County

Page 1 of 2

908631 A

1/18/2006

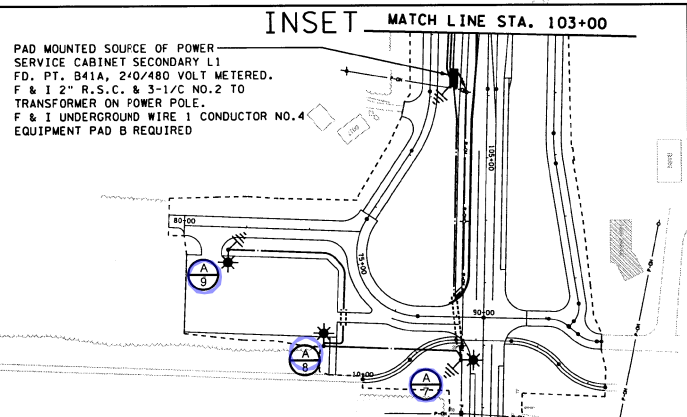
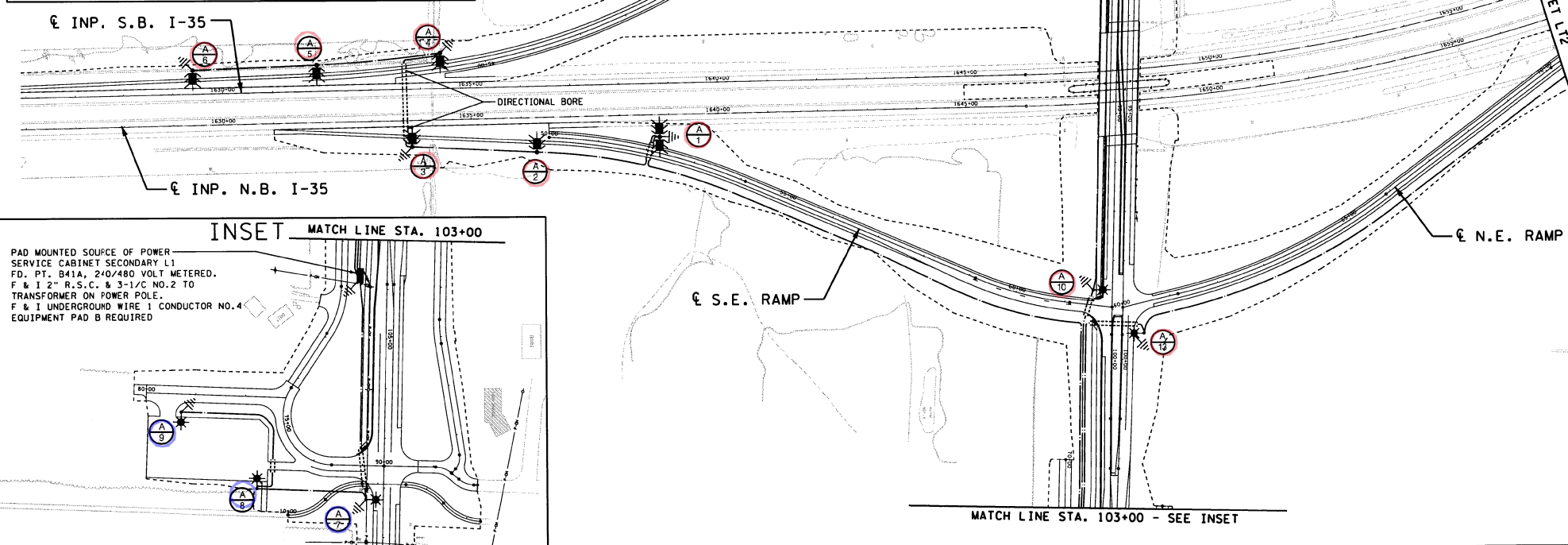
w:\chicago\030300\0300\plans\Lighting\ch103031.rvt

ITEM NO.	DESCRIPTION	UNIT	QUANTITY	QUANTITIES	TOTAL QUANTITIES
2545.511	LIGHTING UNIT TYPE 9-40	EACH	4	3	7
2545.511	LIGHTING UNIT TYPE VM 45	EACH	10		10
2545.511	LIGHTING UNIT TYPE VMD-45	EACH	2		2
2545.515	LIGHT BASE DESIGN STEEL E	EACH	4	3	7
2545.515	LIGHT BASE DESIGN H	EACH	12		12
2545.523	3" RIGID NMC CONDUIT SCH. 80	LIN. FT.	400	105	505
2545.523	3" RIGID NMC CONDUIT (DIRECTIONAL BORE) SCH. 80	LIN. FT.	260		260
2545.531	UNDERGROUND WIRE 1 CONDUCTOR NO. 2	LIN. FT.	300		300
2545.531	UNDERGROUND WIRE 1 CONDUCTOR NO. 4	LIN. FT.	30		30
2545.533	ARMORED CABLE 4 CONDUCTOR NO.4	LIN. FT.	7845	1045	8890
2545.541	SERVICE CABINET SECONDARY TYPE L1	EACH	1		1
2545.545	EQUIPMENT PAD B	EACH	1		1

ⓐ = S.P. 1380-64 - PARTICIPATING RAMP PORTION
 ⓑ = S.P. 13-617-05 - NON-PARTICIPATING PARK & RIDE PORTION
 NOTE: SEE NEXT SHEET FOR ADDITIONAL QUANTITIES

LEGEND

- PAD MOUNTED SOURCE OF POWER (240/480 V)
- ★ 250 WATT HIGH PRESSURE SODIUM COBRA HEAD LIGHTING UNIT
- ★ 250 WATT HIGH PRESSURE SODIUM VERTICAL MOUNTED LIGHTING UNIT
- ★ 250 WATT HIGH PRESSURE SODIUM DOUBLE VERTICAL MOUNTED LIGHTING UNIT
- 3" RIGID STEEL CONDUIT
- DIRECT BURIED POWER CABLE - 4 CONDUCTOR NO. 4
- A.W.G. ARMORED CABLE (SPEC NO. 3815)
- ⏏ PERMANENT GROUND ROD (25 OHMS OR LESS)



DESIGN TEAM	NO.	BY	DATE	REVISIONS
DRAWN BY: CIF				
DESIGNER: KLE				
CHECKED BY: NJB				

I hereby certify that this plan was prepared by me or under my direct supervision and that I am a duly Licensed Professional Engineer under the laws of the State of Minnesota.

Signature: *Bret Johnson* Date: 1/18/2006
 Printed Name: BRET JOHNSON Lic. No. 25087

SEH
 PHONE: 953490-2000
 3535 VANDERBILT CENTER DR.
 ST. PAUL, MN 55110

CHISAGO COUNTY, MN.
C.S.A.H. 17 / I-35 INTERCHANGE
 S.P. 1380-64, S.P. 13-617-05

LIGHTING PLAN
 ⓐ INP. I-35 N.B STA. 1626+00 TO STA. 1657+00

FILE NO. CHSA0303.00	145
LT1 OF LT6	150

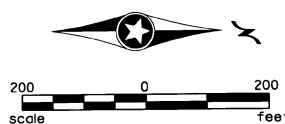


Exhibit A - Lighting Maintenance Responsibilities

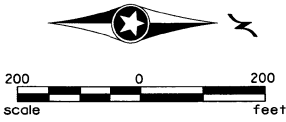
Agreement 1052509

State

County

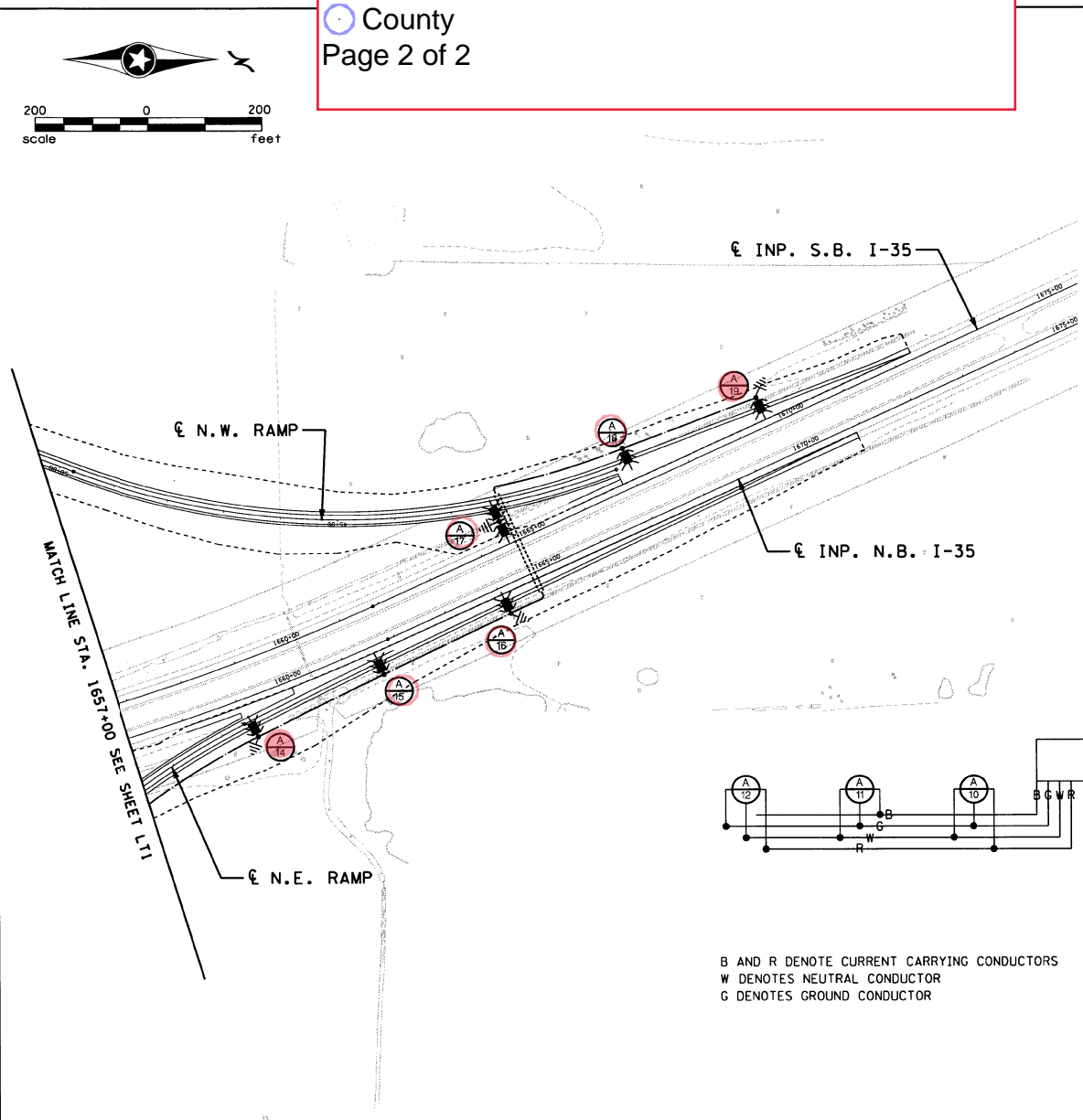
Page 2 of 2

9/08/05 AM



1/18/2006

w:\chisago\030300\sheet\lighting\ch0303.11b



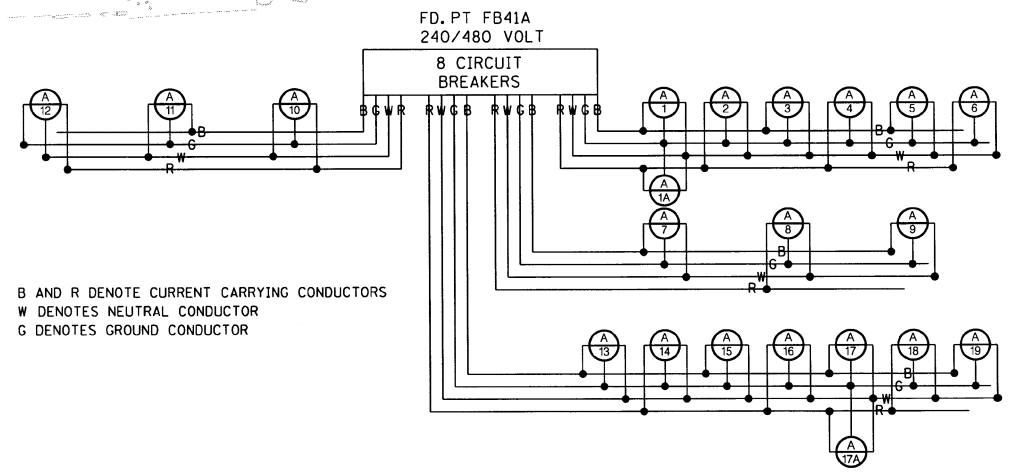
FD. PT. FB4S, 240/480V.

LIGHTING STANDARDS AND BASES				
NO.	STATION	LOCATION	ALIGNMENT	TYPE
1	52+20	LT		SERAMP VM-45
2	1636+31	RT		INP135NB VM-45
3	1633+81	RT		INP135NB VM-45
4	1634+40	LT		INP135SB VM-45
5	1631+90	LT		INP135SB VM-45
6	1629+40	LT		INP135SB VM-45
7	108+25	RT		CSAH17 9-40
8	82+28	RT		PARKRD 9-40
9	80+71	RT		PARKRD 9-40
10	98+61	RT		CSAH17 9-40
11	87+23	LT		CSAH17WB 9-40
12	86+68	RT		CSAH17 9-40
13	99+44	LT		CSAH17WB 9-40
14	1659+14	RT		INP135NB VM-45
15	1661+56	RT		INP135NB VM-45
16	1664+04	RT		INP135NB VM-45
17	1664+54	LT		INP135SB VM-45
18	1667+04	LT		INP135SB VM-45
19	1669+54	LT		INP135SB VM-45

SEE LIGHTING PLACEMENT DETAIL ON SHEET NO. 149.

LEGEND

- PAD MOUNTED SOURCE OF POWER (240/480 V)
- 250 WATT HIGH PRESSURE SODIUM COBRA HEAD LIGHTING UNIT
- 250 WATT HIGH PRESSURE SODIUM DOUBLE VERTICAL MOUNTED LIGHTING UNIT
- 3" RIGID STEEL CONDUIT
- DIRECT BURIED POWER CABLE - 4 CONDUCTOR NO. 4
- A.W.G. ARMORED CABLE (SPEC NO. 3815)
- PERMANENT GROUND ROD (25 OHMS OR LESS)




B AND R DENOTE CURRENT CARRYING CONDUCTORS
W DENOTES NEUTRAL CONDUCTOR
G DENOTES GROUND CONDUCTOR

DESIGN TEAM				REVISIONS			
DRAWN BY:	CIF			NO.	BY	DATE	
DESIGNER:	KLE						
CHECKED BY:	NJB						

I hereby certify that this plan was prepared by me or under my direct supervision and that I am a duly Licensed Professional Engineer under the laws of the State of Minnesota.

Signature: *Bret Johnson* Date: 1/18/2006
 Licensed Professional Engineer
 Printed Name: BRET JOHNSON Lic. No. 25087



CHISAGO COUNTY, MN.
C.S.A.H. 17 / I-35
INTERCHANGE
 S.P. 1380-64, S.P. 13-617-05

LIGHTING PLAN

€ INP. I-35 N.B. STA. 1657+00 TO STA. 1675+00

FILE NO. CHSA0303.00	146
LT2 OF LT6	150