

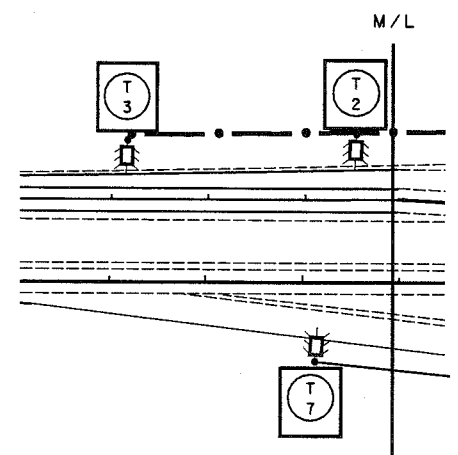
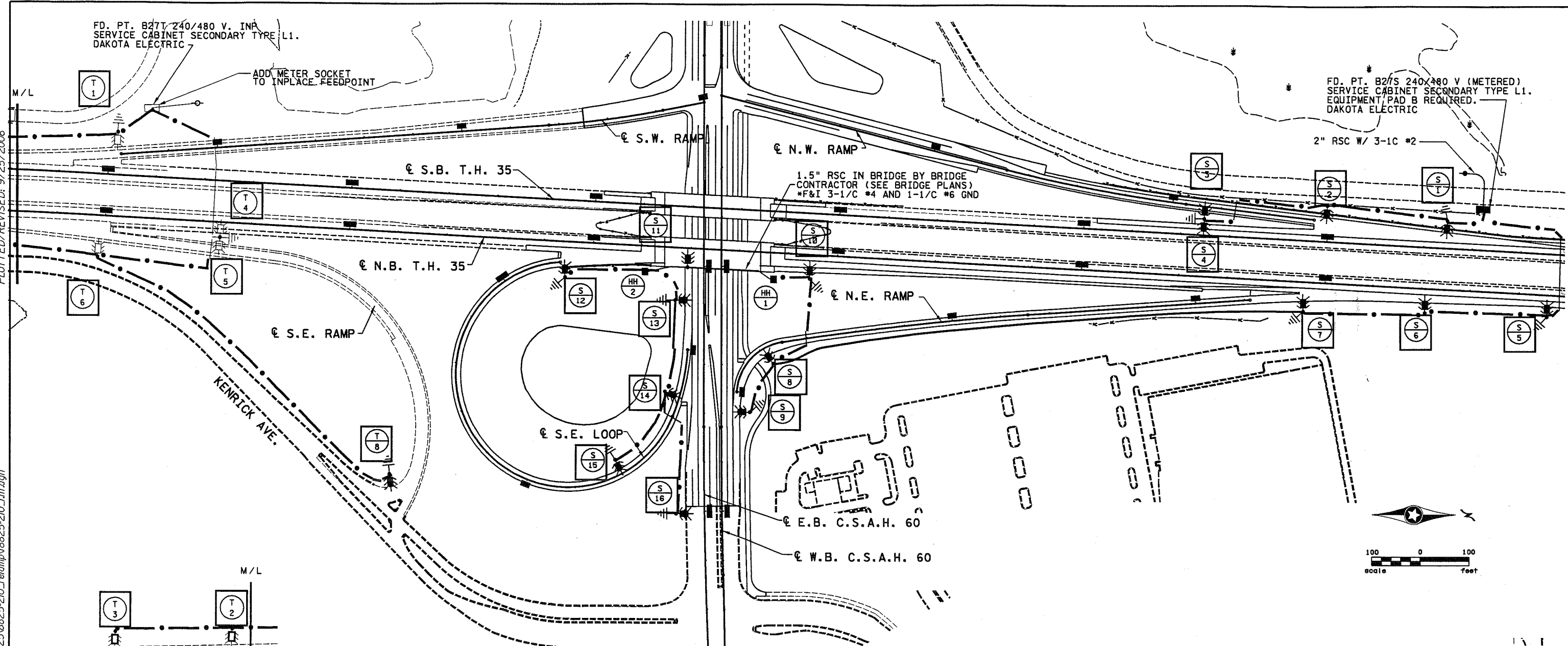
FD. PT. B27T 240/480 V. INP
SERVICE CABINET SECONDARY TYPE L1.
DAKOTA ELECTRIC

ADD METER SOCKET
TO INPLACE FEEDPOINT

FD. PT. B27S 240/480 V (METERED)
SERVICE CABINET SECONDARY TYPE L1.
EQUIPMENT PAD B REQUIRED.
DAKOTA ELECTRIC

PLOTTED/REVISED: 9/25/2006

DISTRICT #: METRO
PLOT NAME: 18825-210_9.jit
PATH & FILENAME: S:\TRAFFIC\LIGHTING\Plans\8825-210_relamp\8825-210_11tr.dgn



INP. FD. PT. B27T						
LIGHTING STANDARDS AND BASES						
NO.	STATION	LT	RT	LOCATION	POLE TYPE	FIXTURE
INP 1	640+17	X		SB 35	VM-45	250 W HPS
INP 2	637+67	X		SB 35	VM-45	250 W HPS
INP 3	635+17	X		SB 35	VM-45	250 W HPS
INP 4	642+36		X	NB 35	VMD-4	250 W HPS
INP 5	639+86		X	NB 35	VM-45	250 W HPS
INP 6	637+36		X	NB 35	VM-45	250 W HPS
INP 7	637+36		X	NB 35	VM-45	250 W HPS
INP 8	59+80		X	SE RAMP	VM-45	250 W HPS

FD. PT. B27S						
LIGHTING STANDARDS AND BASES						
NO.	STATION	LT	RT	LOCATION	POLE TYPE	FIXTURE
1	667+40	X		SB 35	VM-45	250 W HPS
2	665+00	X		SB 35	VM-45	250 W HPS
3	662+45	X		SB 35	VMD-45	250 W HPS
4	669+75		X	NB 35	VM-45	250 W HPS
5	667+10		X	NB 35	VM-45	250 W HPS
6	664+60		X	NB 35	VM-45	250 W HPS
7	81+05		X	NE RAMP	VM-45	250 W HPS
8	333+00	X		WB CSAH 60	VM-45	250 W HPS
9	654+45		X	NB 35	VM-45	250 W HPS
10	651+95		X	NB 35	VMD-40	250 W HPS
11	101+15		X	SE LOOP	VM-45	250 W HPS
12	330+80		X	EB CSAH 60	VM-45	250 W HPS
13	91+00		X	SE LOOP	VM-45	250 W HPS
14	93+00		X	SE LOOP	VM-45	250 W HPS
15	335+05		X	EB CSAH 60	VM-45	250 W HPS
16						

SHEET TOTAL
24-250 WATT HIGH PRESSURE SODIUM LIGHTING UNITS

FD.PTS.B27T AND B27S

T.H. 35 AT CSAH 60

RELAMP

DRAWN BY: GB

CHECKED BY: NS

CERTIFIED BY

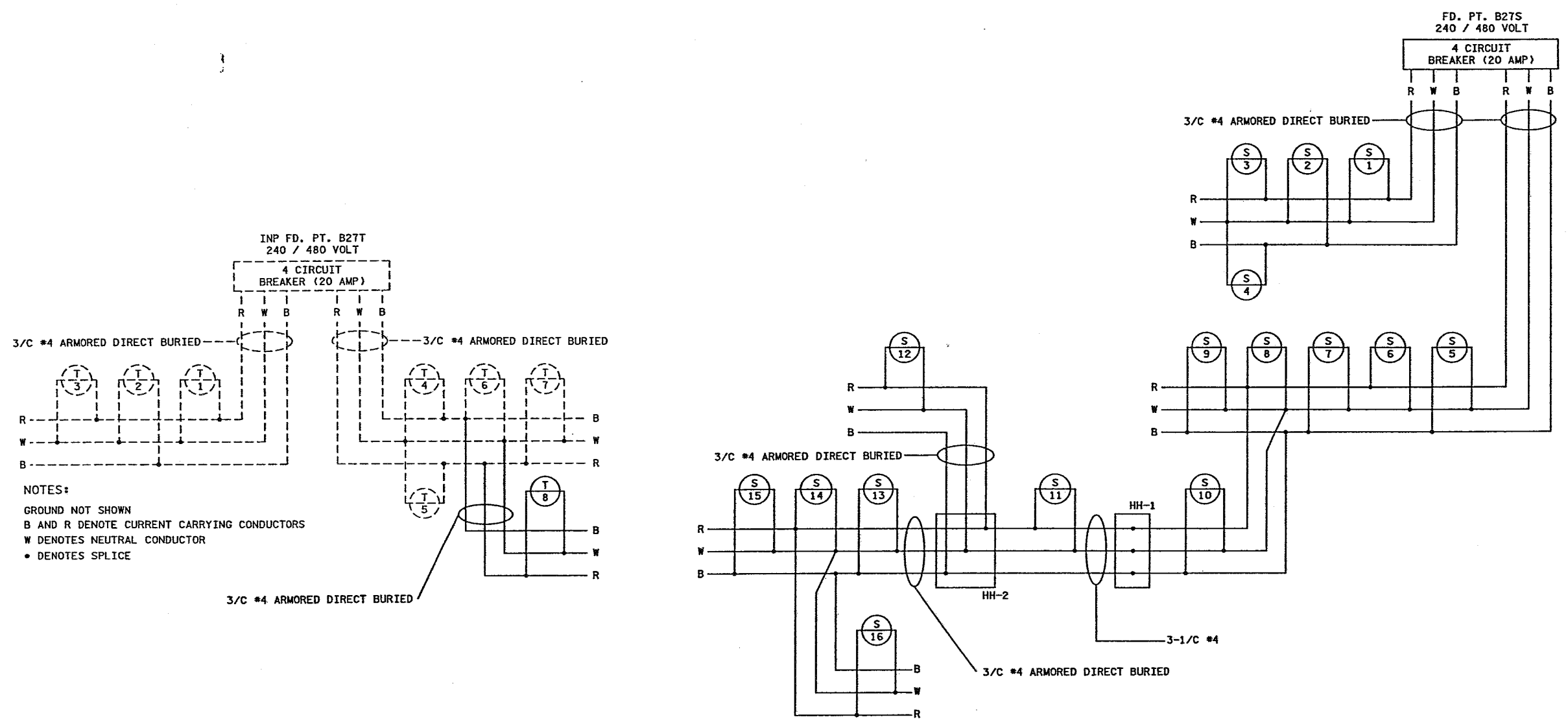
Michael P. Sulway
LICENSED PROFESSIONAL ENGINEER

LIC. NO. 19863

DATE 9/25/2006

STATE PROJ. NO. 8825-210

SHEET NO. 15 OF 135 SHEETS



NOTES:
 GROUND NOT SHOWN
 B AND R DENOTE CURRENT CARRYING CONDUCTORS
 W DENOTES NEUTRAL CONDUCTOR
 • DENOTES SPLICE

NOTES:
 GROUND NOT SHOWN
 B AND R DENOTE CURRENT CARRYING CONDUCTORS
 W DENOTES NEUTRAL CONDUCTOR
 • DENOTES SPLICE

3:55:10 PM
 7/1/2003
 P:\01\1047\4597\plan\45.p0

NO	DATE	BY	CKD	APPR	REVISION

I hereby certify that this plan, specification, or report was prepared by me or under my direct supervision and that I am a duly Licensed Professional Engineer under the laws of the State of Minnesota.
 Print Name: **BRAIN D. HOLT**
Brain D Holt
 Date: 7/2/03 License # 21428

STATE AID PROJECT NO.
 19-660-04,
 188-010-04, 188-020-14
 STATE PROJECT NO.
 1980-67 (T.H. 35)
 COUNTY PROJECT NO.
 60-05
 CITY PROJECT NO. 02-15

DRAWN BY
 C. LOWNSBURY
 DESIGNED BY
 C. LOWNSBURY
 CHECKED BY
 B. HOLT
 COMM. NO. 0024597



DAKOTA COUNTY
 LIGHTING PLAN
 C.S.A.H. 60/T.H. 35 INTERCHANGE

SHEET
 151
 OF
 239