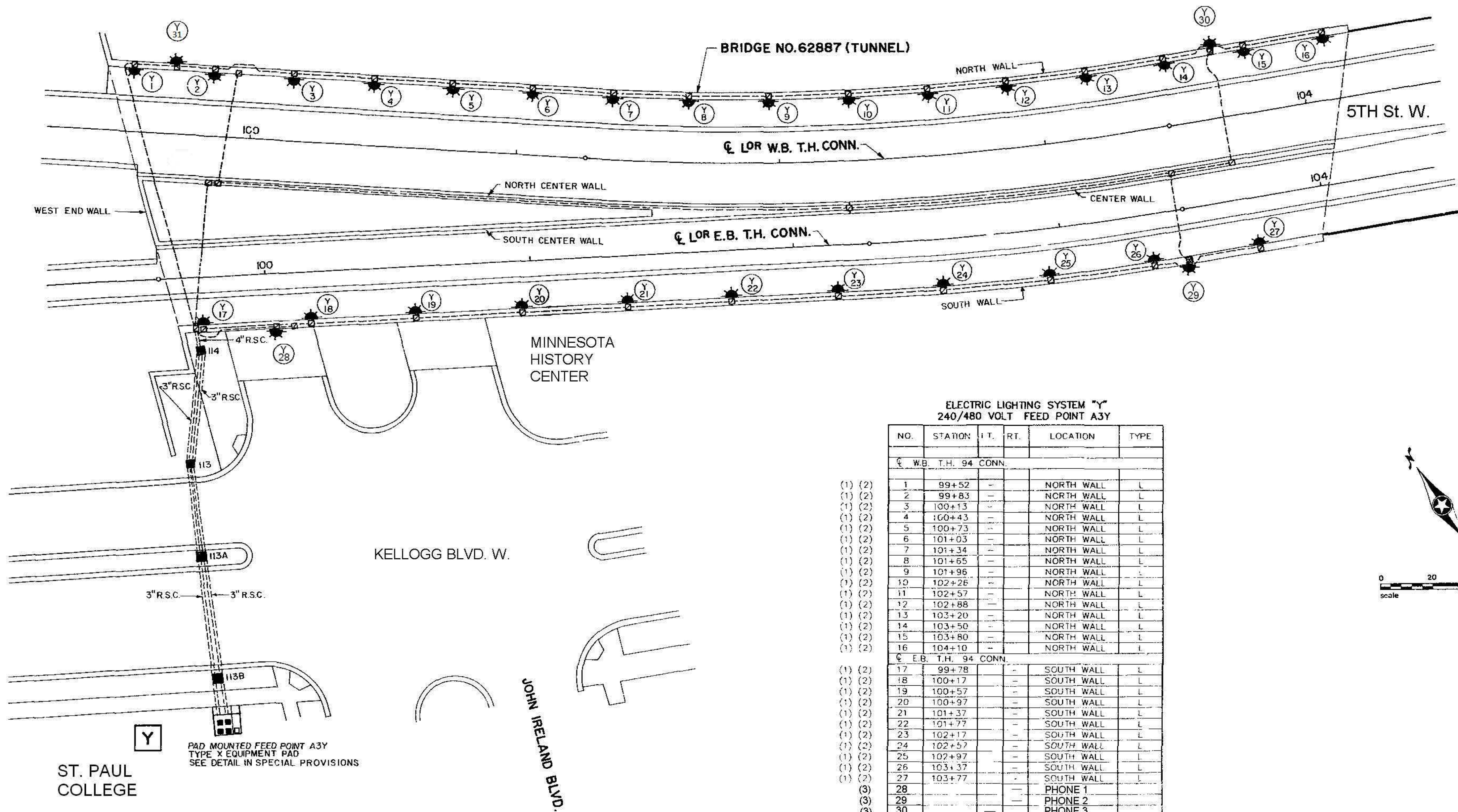



- LEGEND
- 150 WATT HIGH PRESSURE SODIUM UNDERPASS LIGHT TYPE L
  - PULLBOX INCLUDED IN LIGHTING SYSTEM.
  - JUNCTION BOX INCLUDED IN BRIDGE NO. 62887 (TUNNEL)
  - CONDUIT INCLUDED IN BRIDGE NO. 62887 (TUNNEL)
  - RIGID STEEL CONDUIT SIZE AS SHOWN



ELECTRIC LIGHTING SYSTEM "Y"  
240/480 VOLT FEED POINT A3Y

NO.	STATION	I.T.	RT.	LOCATION	TYPE
☉ W.B. T.H. 94 CONN.					
(1) (2)	1	99+52	-	NORTH WALL	L
(1) (2)	2	99+83	-	NORTH WALL	L
(1) (2)	3	100+13	-	NORTH WALL	L
(1) (2)	4	100+43	-	NORTH WALL	L
(1) (2)	5	100+73	-	NORTH WALL	L
(1) (2)	6	101+03	-	NORTH WALL	L
(1) (2)	7	101+34	-	NORTH WALL	L
(1) (2)	8	101+65	-	NORTH WALL	L
(1) (2)	9	101+96	-	NORTH WALL	L
(1) (2)	10	102+26	-	NORTH WALL	L
(1) (2)	11	102+57	-	NORTH WALL	L
(1) (2)	12	102+88	-	NORTH WALL	L
(1) (2)	13	103+20	-	NORTH WALL	L
(1) (2)	14	103+50	-	NORTH WALL	L
(1) (2)	15	103+80	-	NORTH WALL	L
(1) (2)	16	104+10	-	NORTH WALL	L
☉ E.B. T.H. 94 CONN.					
(1) (2)	17	99+78	-	SOUTH WALL	L
(1) (2)	18	100+17	-	SOUTH WALL	L
(1) (2)	19	100+57	-	SOUTH WALL	L
(1) (2)	20	100+97	-	SOUTH WALL	L
(1) (2)	21	101+37	-	SOUTH WALL	L
(1) (2)	22	101+77	-	SOUTH WALL	L
(1) (2)	23	102+17	-	SOUTH WALL	L
(1) (2)	24	102+57	-	SOUTH WALL	L
(1) (2)	25	102+97	-	SOUTH WALL	L
(1) (2)	26	103+37	-	SOUTH WALL	L
(1) (2)	27	103+77	-	SOUTH WALL	L
(3)	28	-	-	PHONE 1	
(3)	29	-	-	PHONE 2	
(3)	30	-	-	PHONE 3	
(3)	31	-	-	PHONE 4	

- (1) 150 WATT HIGH PRESSURE SODIUM.
- (2) JUNCTION BOX INCLUDED IN BRIDGE NO. 62887 (TUNNEL)
- (3) 175 WMMV



FEED POINT A03Y

NO.	DATE	BY	CHKD	APPR	REVISION

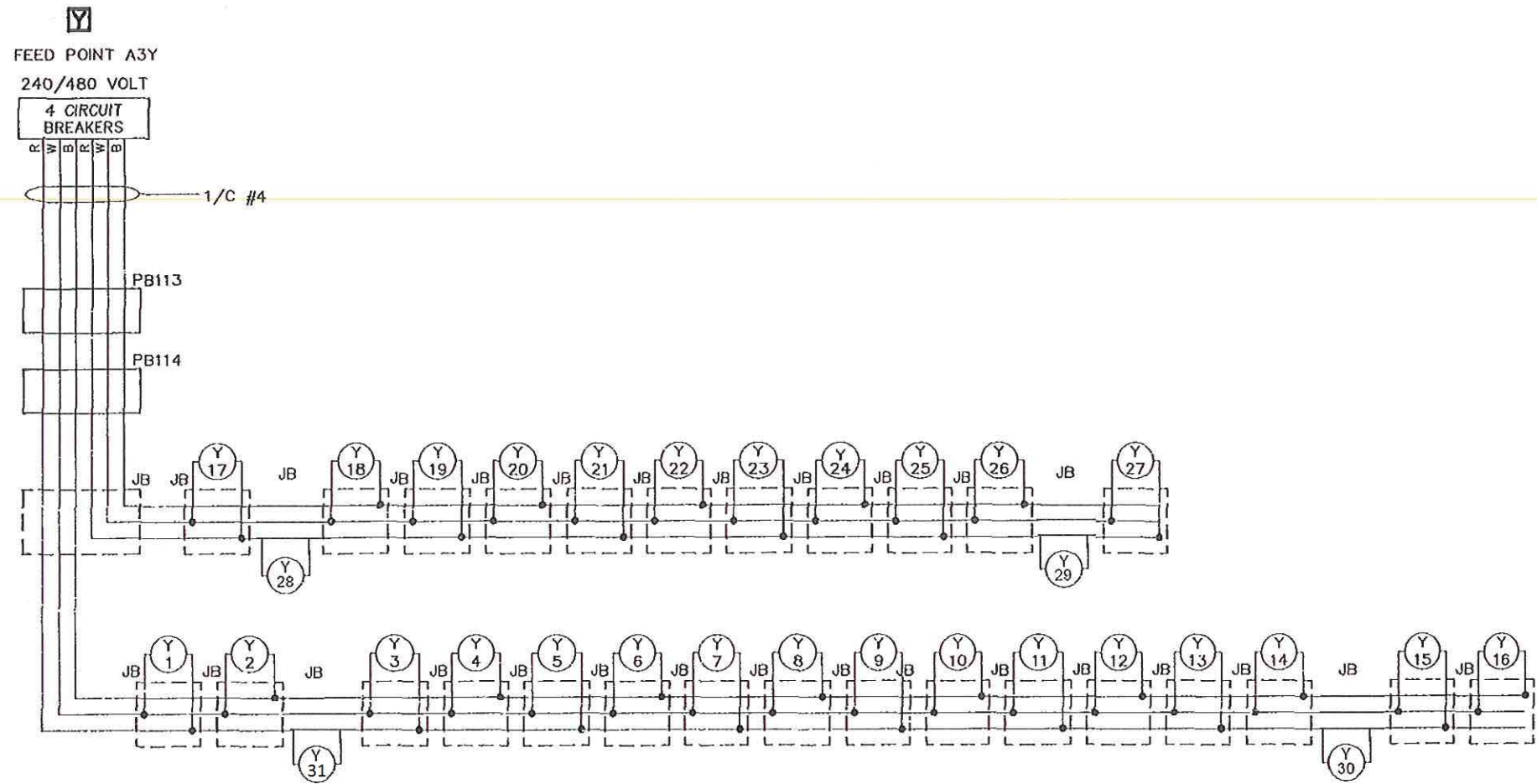
**STRGAR-ROSCOE-FAUSCH, INC.**  
CONSULTING ENGINEERS ■ LAND SURVEYORS  
MINNEAPOLIS MINNESOTA

I hereby certify that this plan, specification or report was prepared by me or under my direct supervision and that I am a duly Registered Professional Engineer under the laws of the State of Minnesota.  
*Alan S. Klugman*  
Date 10/8/87 Reg. No. 017290

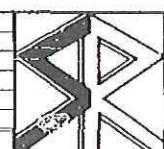
MINNESOTA DEPT. OF TRANSPORTATION  
**TRUNK HIGHWAY 35E  
LIGHTING PLANS  
SYSTEM "Y"**

STATE PROJ. NO. 6280-231	DRAWN BY M. VANDERLINDEN	DATE 10-87	SHEET 207A
	DESIGNED BY A. KLUGMAN	DATE 10-87	OF 271
	CHECKED BY D. EYLER	DATE 10-87	





NO	DATE	BY	CKD	APPD	REVISION



**STRGAR-ROSCOE-FAUSCH, INC.**  
 CONSULTING ENGINEERS ■ LAND SURVEYORS  
 MINNEAPOLIS MINNESOTA

I hereby certify that this plan, specification or report was prepared by me or under my direct supervision and that I am a duly Registered Professional Engineer under the laws of the State of Minnesota.  
*William S. Klugman*  
 Date 10/18/87 Reg. No. 017290

MINNESOTA DEPT. OF TRANSPORTATION  
 TRUNK HIGHWAY 35E  
 LIGHTING DETAILS, CIRCUITS  
 SYSTEM "Y"

STATE PROJ. NO. 6280-231  
 DRAWN BY B. DOYLE DATE 10-87  
 DESIGNED BY A. KLUGMAN DATE 10-87  
 CHECKED BY D. EYLER DATE 10-87

SHEET 207B  
 OF 271