






LEGEND

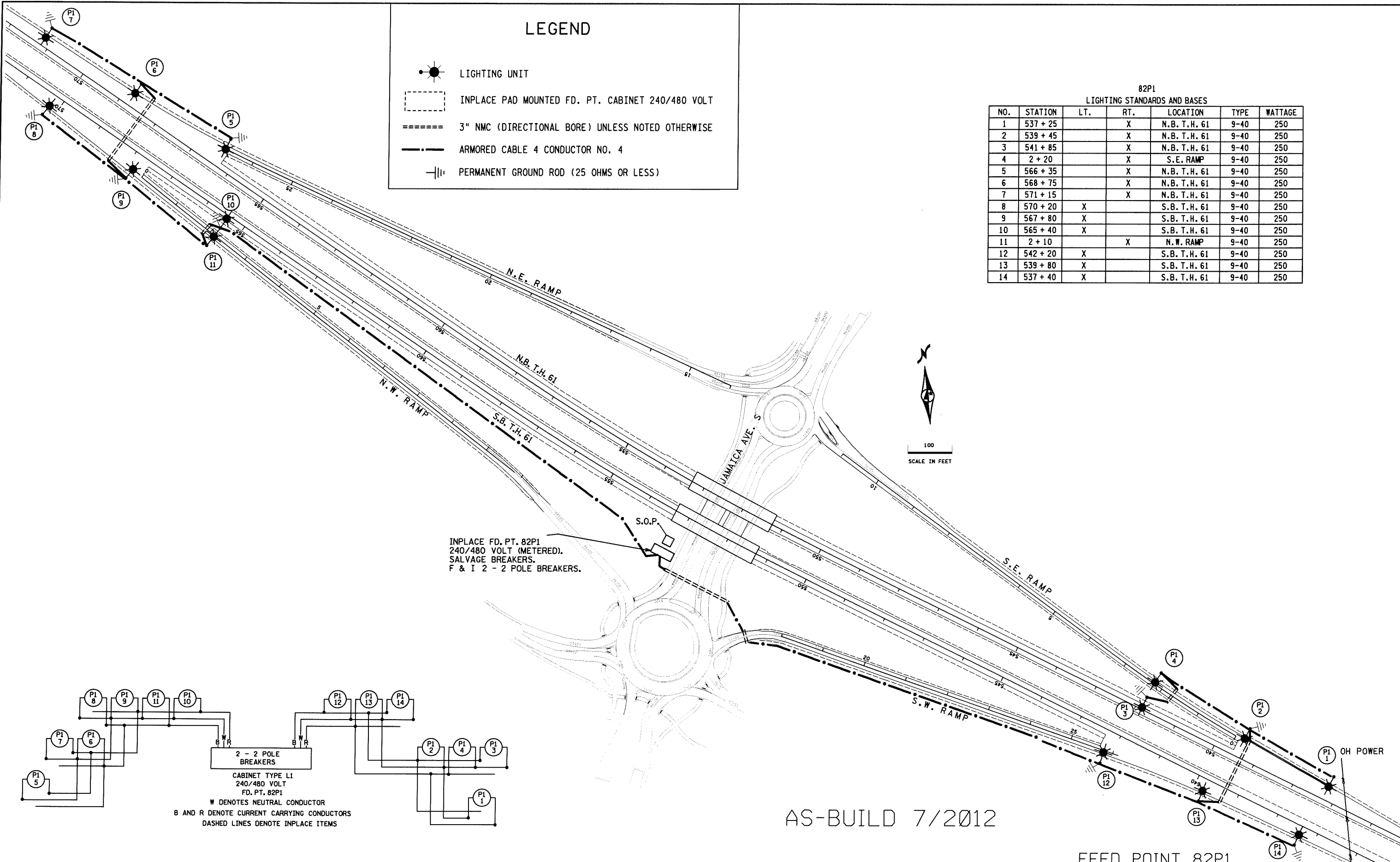
-  LIGHTING UNIT
-  INPLACE PAD MOUNTED FD. PT. CABINET 240/480 VOLT
-  3" NMC (DIRECTIONAL BORE) UNLESS NOTED OTHERWISE
-  ARMORED CABLE 4 CONDUCTOR NO. 4
-  PERMANENT GROUND ROD (25 OHMS OR LESS)

82P1
LIGHTING STANDARDS AND BASES

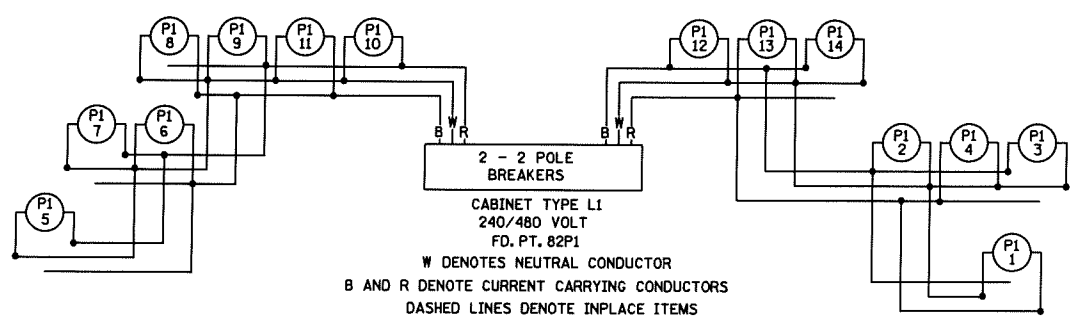
NO.	STATION	LT.	RT.	LOCATION	TYPE	WATTAGE
1	537 + 25		X	N.B. T.H. 61	9-40	250
2	539 + 45		X	N.B. T.H. 61	9-40	250
3	541 + 85		X	N.B. T.H. 61	9-40	250
4	2 + 20		X	S.E. RAMP	9-40	250
5	566 + 35		X	N.B. T.H. 61	9-40	250
6	568 + 75		X	N.B. T.H. 61	9-40	250
7	571 + 15		X	N.B. T.H. 61	9-40	250
8	570 + 20	X		S.B. T.H. 61	9-40	250
9	567 + 80	X		S.B. T.H. 61	9-40	250
10	565 + 40	X		S.B. T.H. 61	9-40	250
11	2 + 10		X	N.W. RAMP	9-40	250
12	542 + 20	X		S.B. T.H. 61	9-40	250
13	539 + 80	X		S.B. T.H. 61	9-40	250
14	537 + 40	X		S.B. T.H. 61	9-40	250

PLOTTED/REVISED: 7/27/2012

DISTRICT #: METRO
PLOT NAME: 18205-111.JIT
PATH & FILENAME: IP_PWP:d0742549\8205-111_jit.dgn



INPLACE FD. PT. 82P1
240/480 VOLT (METERED).
SALVAGE BREAKERS.
F & I 2 - 2 POLE BREAKERS.



AS-BUILD 7/2012

FEED POINT 82P1

LIGHTING PLAN

BY	DATE	REVISIONS	FEEDPOINT: 82P1	LOCATION: T.H. 61	STATE PROJ. NO. 8205-111 (T.H. 61)
EK	12/2010	MOVE 4 CROSSINGS & CHANGED WIRING DIAGRAM	METER ADDRESS: 9254 JAMAICA AVE S., COTTAGE GROVE, 55016		SHEET NO. 411 OF 456 SHEETS
JR	7-26-12	MOVE CROSSING FROM 537+70 TO 539+30 & CHANGED WIRING DIAGRAM			
DRAWN BY: PB CKD BY: GB DATE:			CERTIFIED BY: <i>Michael P. Gubinsky</i> LIC. NO. 19863 DATE: 7/27/2012		