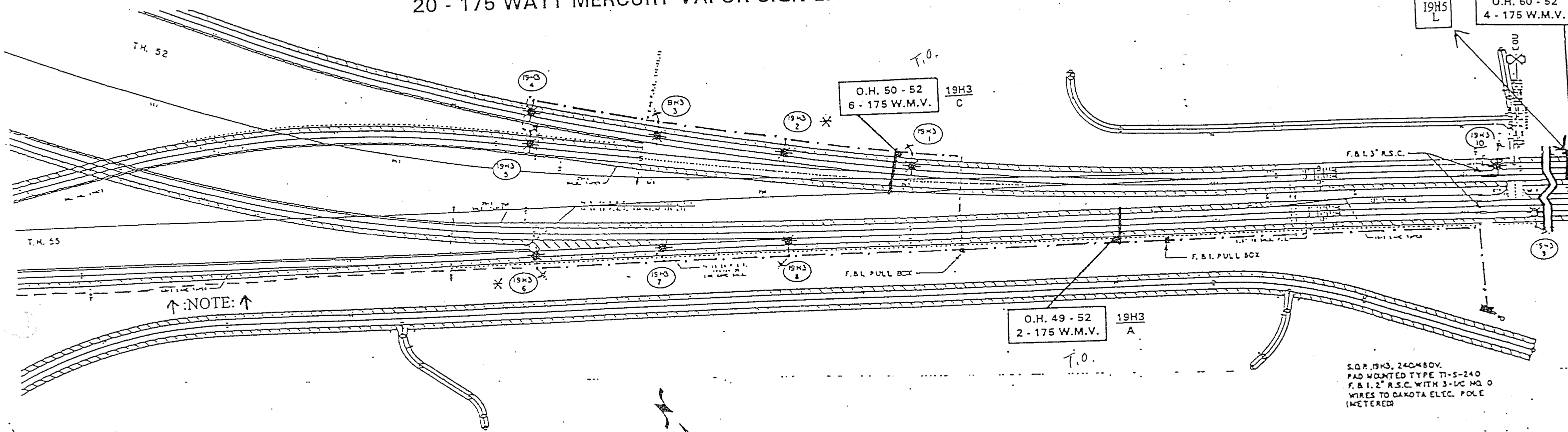



SHEET TOTAL
 10 - 200 WATT HIGH PRESSURE SODIUM LIGHTING UNITS
 12 - 175 WATT MERCURY VAPOR SIGN LIGHTS

GRAND TOTAL
 22 - 200 WATT HIGH PRESSURE SODIUM LIGHTING UNITS
 20 - 175 WATT MERCURY VAPOR SIGN LIGHTS



NOTE: ↑



FD. PT. 19H3, 240/480V.

LIGHT STANDARD LOCATIONS					
NO.	STATION	LT.	RT.	LOCATION	TYPE
1	N.B. 141-00	-	-	T. H. 5	9-40
2	N.B. 143-00	-	-	T. H. 5	9-40
3	N.B. 146-00	-	-	T. H. 5	9-40
4	N.B. 148-00	-	-	T. H. 5	9-40
5	N.B. 428-80	-	-	T. H. 55	9-40
6	E.B. 428-70	-	-	T. H. 55	9-40
7	E.B. 441-20	-	-	T. H. 55	9-40
8	E.B. 443-70	-	-	T. H. 55	9-40
9	S.B. 128-70	-	-	T. H. 5	9-40
10	N.B. 127-30	-	-	T. H. 5	9-40

LOCATE STANDARDS 9' BEHIND EDGE OF SHOULDER

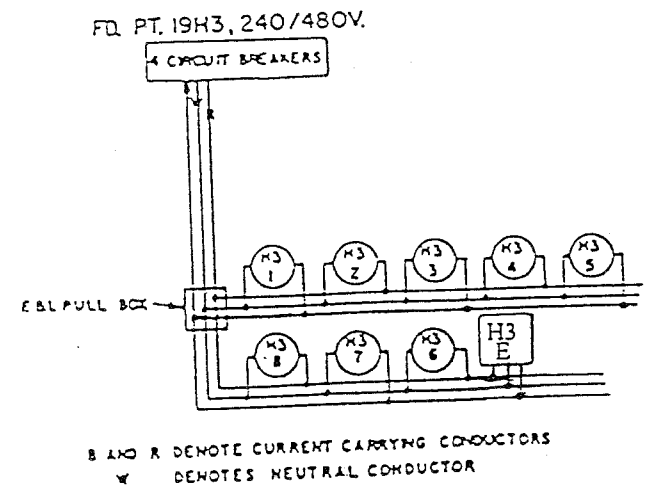


EXHIBIT 24A
 T.H. 55 & T.H. 52
 IN INVER GROVE HEIGHTS
 DAKOTA ELECTRIC ASSN.
 METERED

FD. PT. 19H3

State Proj. No. 1928-40