


FD. PT. 19H2 240/480

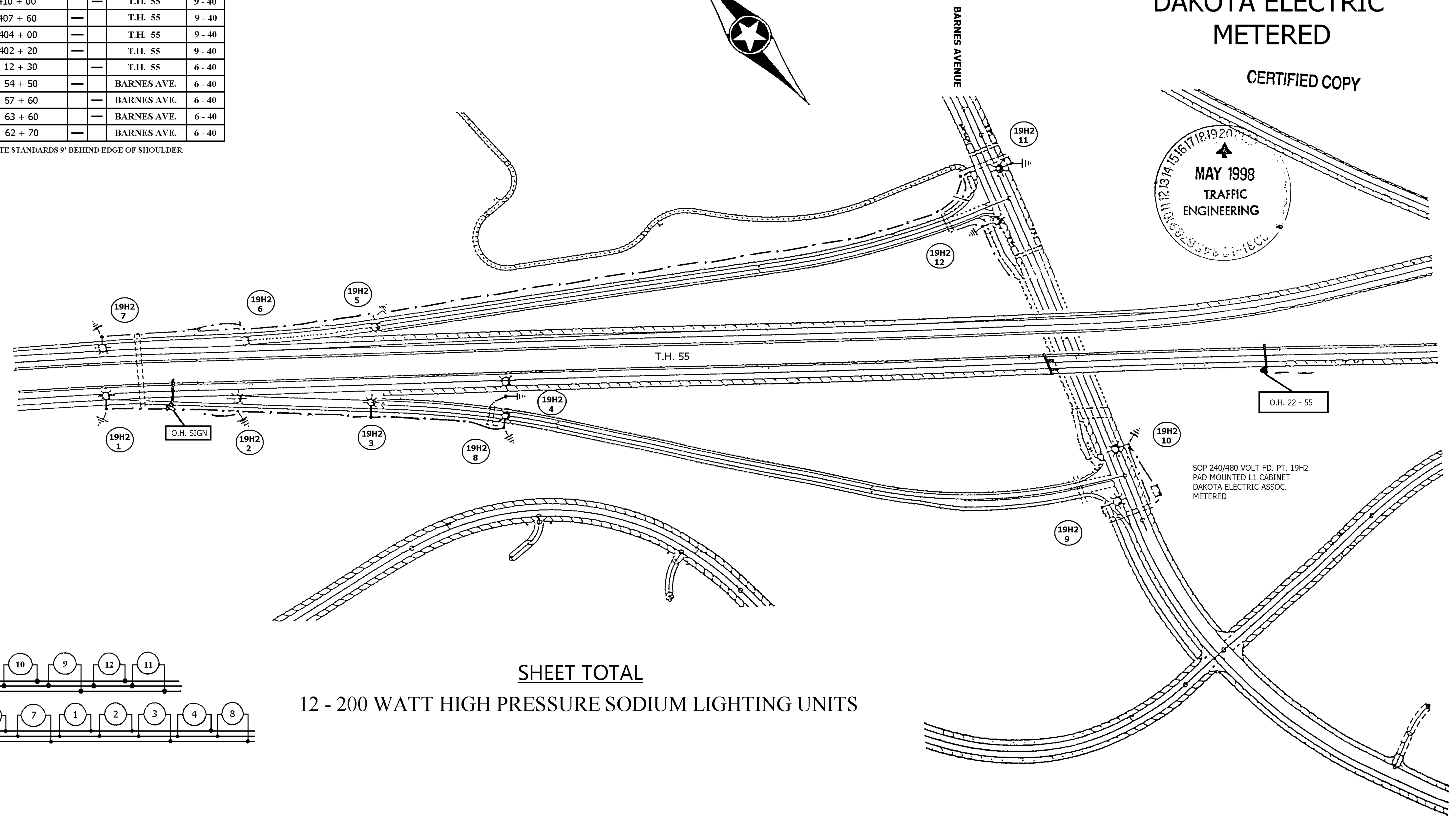

EXHIBIT 24A
T.H. 55 & BARNES AVE
INVER GROVE HEIGHTS
DAKOTA ELECTRIC
METERED

LIGHT STANDARD LOCATIONS					
NO.	STATION	LF	RT	LOCATION	TYPE
1	402 + 20		—	T.H. 55	9 - 40
2	404 + 80		—	T.H. 55	9 - 40
3	407 + 40		—	T.H. 55	9 - 40
4	410 + 00		—	T.H. 55	9 - 40
5	407 + 60	—		T.H. 55	9 - 40
6	404 + 00	—		T.H. 55	9 - 40
7	402 + 20	—		T.H. 55	9 - 40
8	12 + 30		—	T.H. 55	6 - 40
9	54 + 50	—		BARNES AVE.	6 - 40
10	57 + 60		—	BARNES AVE.	6 - 40
11	63 + 60		—	BARNES AVE.	6 - 40
12	62 + 70	—		BARNES AVE.	6 - 40

LOCATE STANDARDS 9' BEHIND EDGE OF SHOULDER



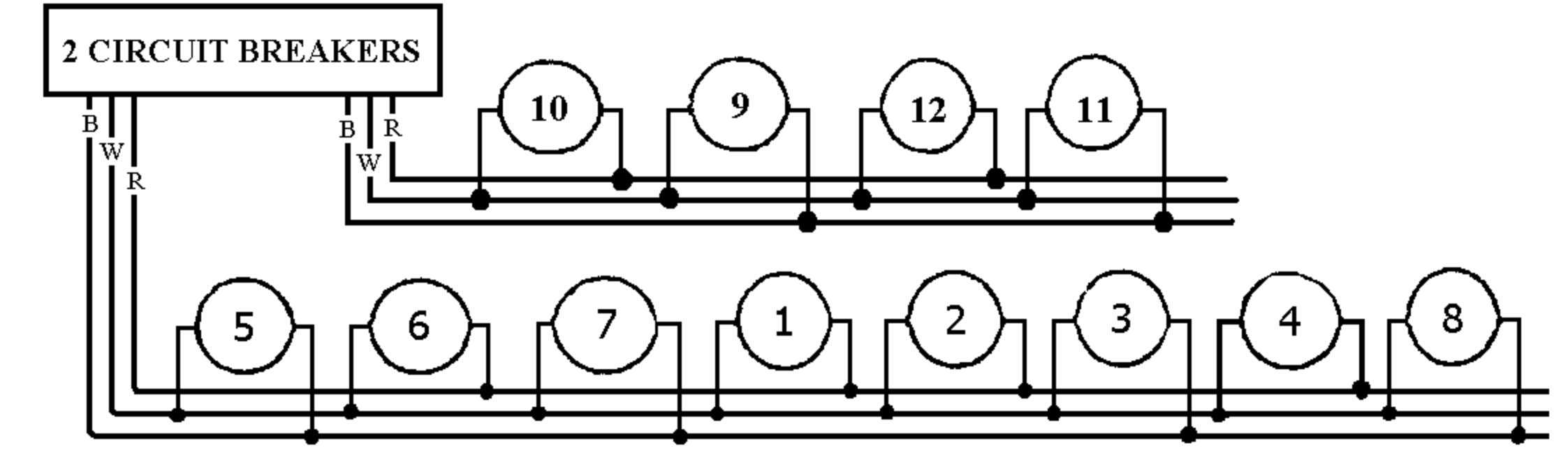
CERTIFIED COPY



O.H. 22 - 55

SOP 240/480 VOLT FD. PT. 19H2
PAD MOUNTED L1 CABINET
DAKOTA ELECTRIC ASSOC.
METERED

FD. PT. 19H2
240/480



SHEET TOTAL

12 - 200 WATT HIGH PRESSURE SODIUM LIGHTING UNITS

"B" AND "R" DENOTE CURRENT CARRYING CONDUCTORS
"W" DENOTES NEUTRAL CONDUCTOR

FD. PT. 19H2