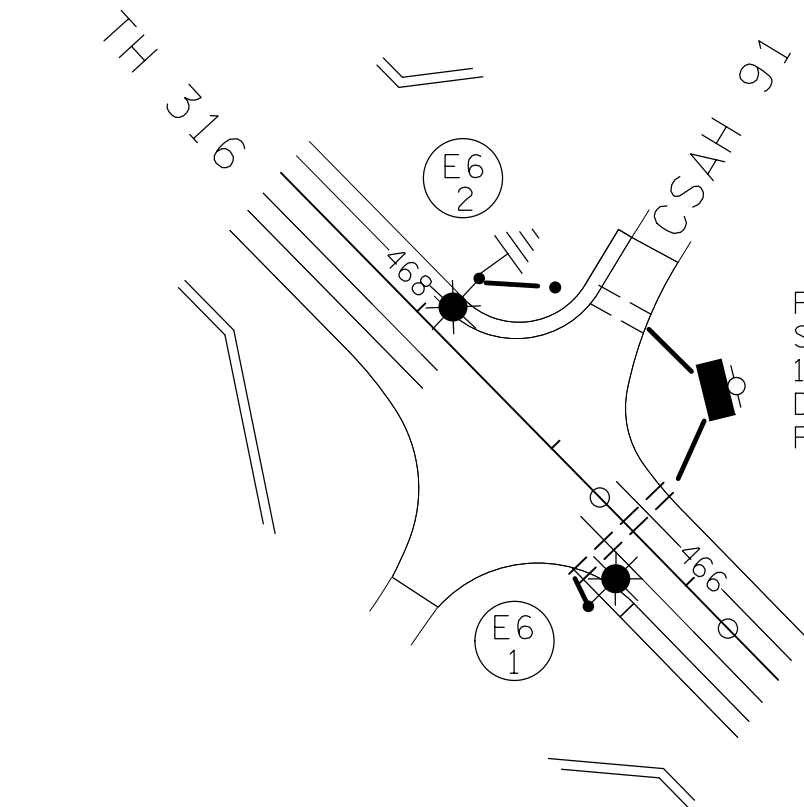


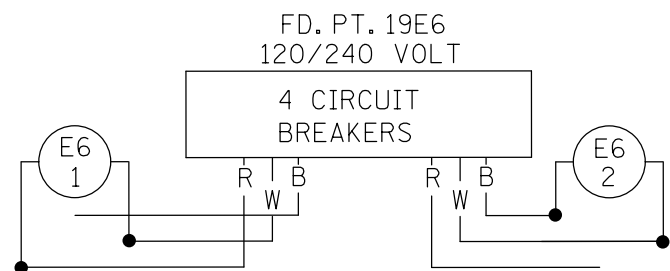
FD. PT. 19E6

LIGHTING STANDARDS AND BASES					
NO.	STATION	LT.	RT.	LOCATION	TYPE
1	466+30	-	-	TH 316	12-40
2	467+90	-	-	TH 316	12-40

SEE DETAIL FOR PLACEMENT OF LIGHTING UNITS



POLE MOUNTED SOURCE OF POWER
SERVICE CABINET SECONDARY TYPE B.
120/240 V., FD. PT. 19E6.
DAKOTA ELECTRIC (METERED)
F. & I. 30 FT. WOOD POLE (CLASS V)

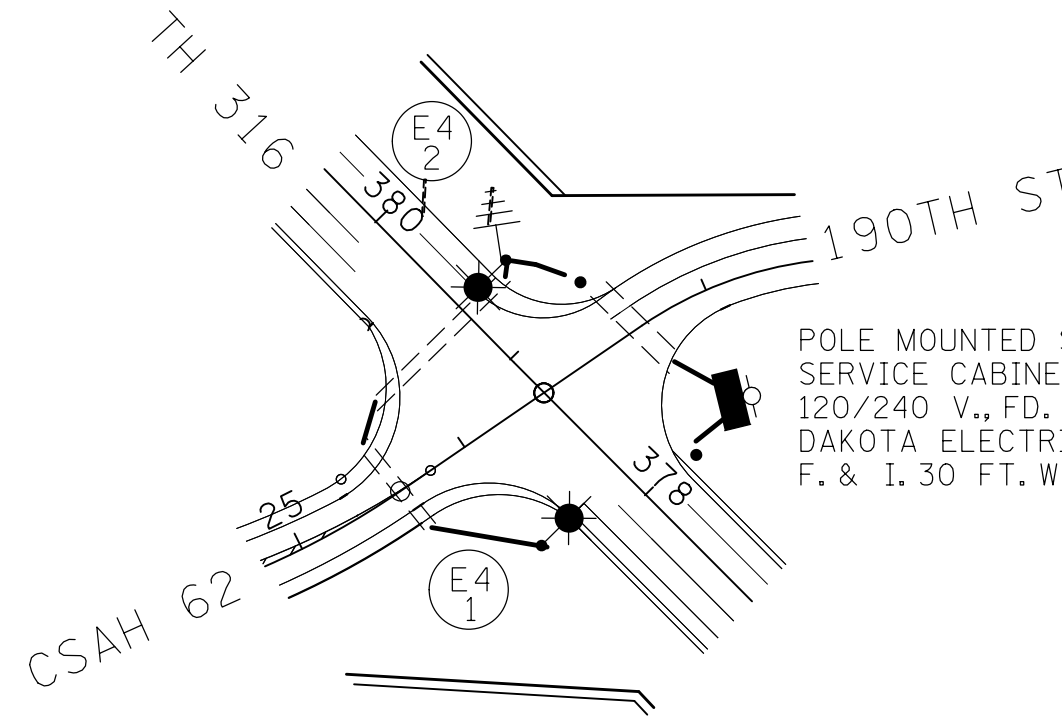


B AND R DENOTE CURRENT CARRYING CONDUCTORS
W DENOTES NEUTRAL CONDUCTOR

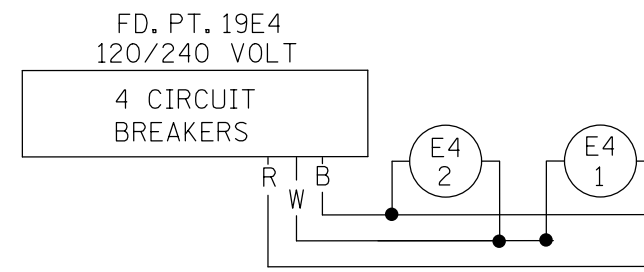
FD. PT. 19E4

LIGHTING STANDARDS AND BASES					
NO.	STATION	LT.	RT.	LOCATION	TYPE
1	378+20	-	-	TH 316	12-40
2	379+40	-	-	TH 316	12-40

SEE DETAIL FOR PLACEMENT OF LIGHTING UNITS



POLE MOUNTED SOURCE OF POWER
SERVICE CABINET SECONDARY TYPE B.
120/240 V., FD. PT. 19E4.
DAKOTA ELECTRIC (METERED)
F. & I. 30 FT. WOOD POLE (CLASS V)



B AND R DENOTE CURRENT CARRYING CONDUCTORS
W DENOTES NEUTRAL CONDUCTOR

FD. PT. 19E4
AS BUILT
FD. PT. 19E6