

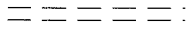




LEGEND

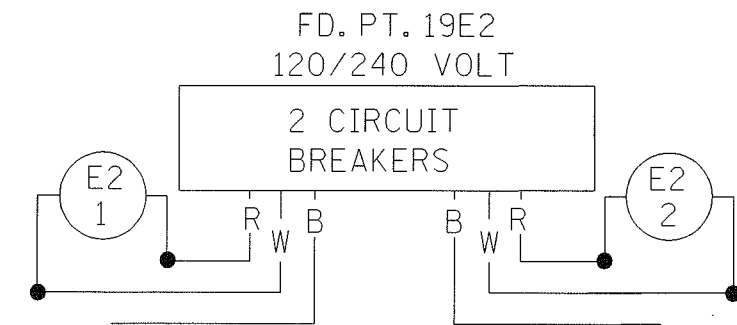
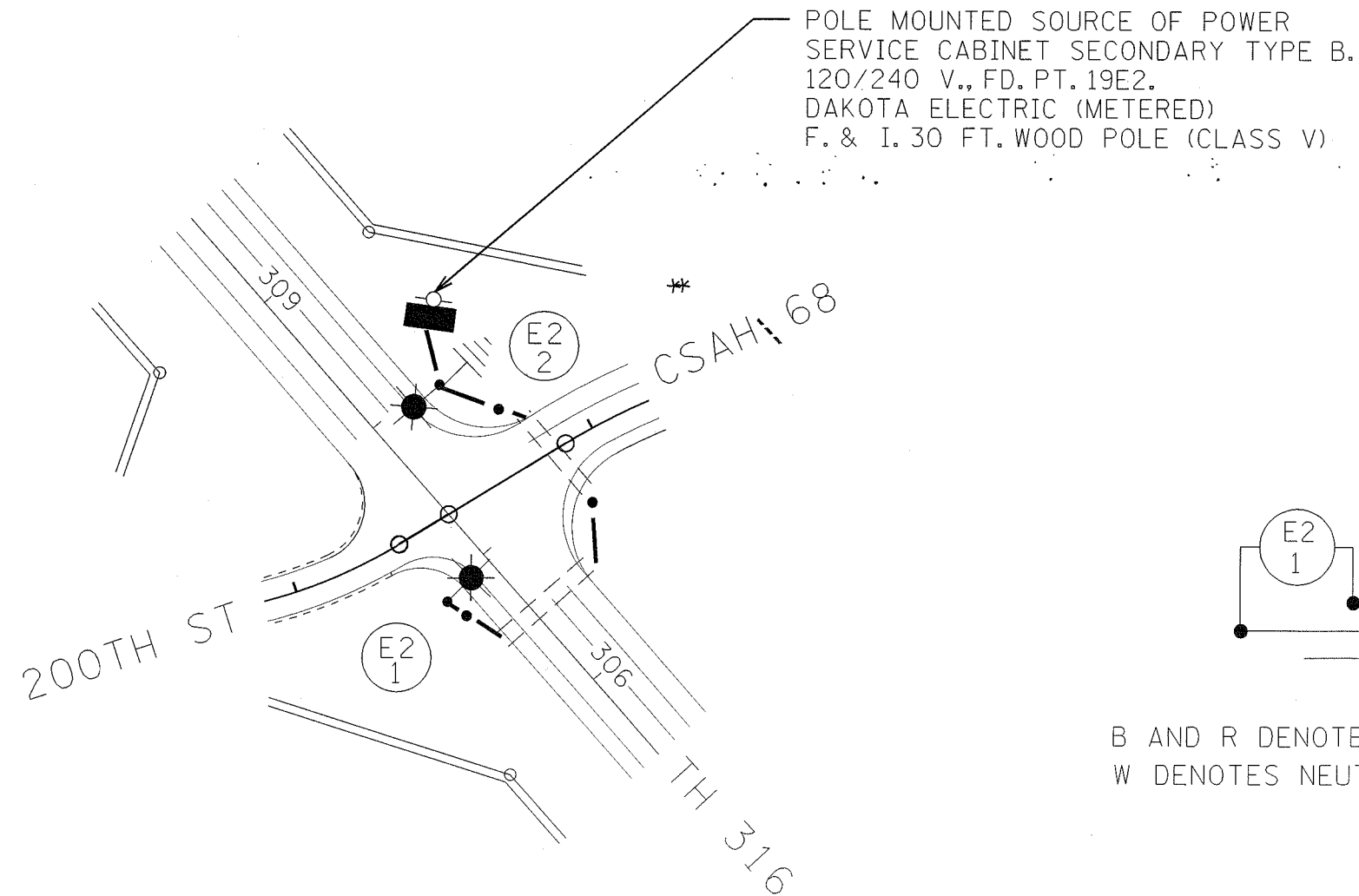
-  250 WATT HIGH PRESSURE SODIUM LIGHTING UNIT
-  DIRECT BURIED POWER CABLE 3 CONDUCTOR NO. 4 AWG ARMORED CABLE SPEC. NO. 3815
-  3" NON-METALLIC CONDUIT
-  POLE MOUNTED SOURCE OF POWER 120/240 V.
-  PERMANENT GROUND ROD (25 OHMS OR LESS)



FD. PT. 19E2

LIGHTING STANDARDS AND BASES					
NO.	STATION	LT.	RT.	LOCATION	TYPE
1	306+95	-		TH 316	12-40
2	307+95		-	TH 316	12-40

SEE DETAIL FOR PLACEMENT OF LIGHTING UNITS



B AND R DENOTE CURRENT CARRYING CONDUCTORS
W DENOTES NEUTRAL CONDUCTOR

AS BUILT

FD. PT. 19E2

PLOTTED/REVISED: 11/25/2009

DISTRICT #: METRO
PLOT NAME: 19E2
PATH & FILENAME: c:\Project\wise\pw_working\Babi\Pat\1202470\19E2.dgn