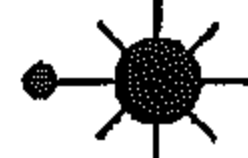

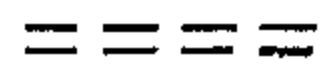





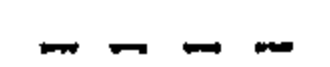
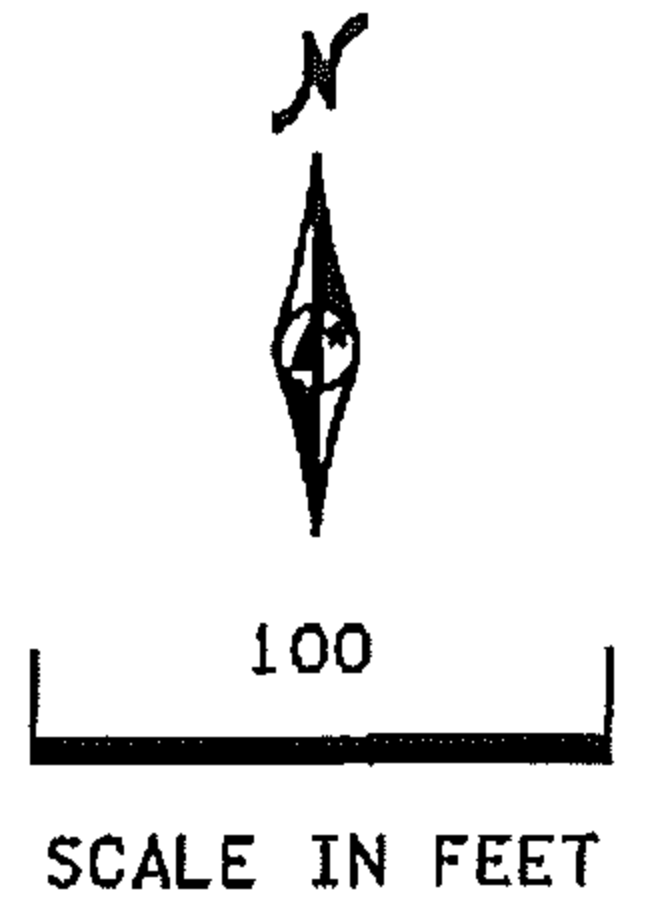


# LEGEND

-  LIGHTING UNIT
-  ARMORED CABLE 4 COND NO. 4
-  3" NON-METALLIC CONDUIT (DIRECTIONAL BORE), UNLESS OTHERWISE NOTED.
-  PERMANENT GROUND ROD (25 OHMS OR LESS)
-  HANDHOLE
-  INPLACE UTILITY POLE
-  INPLACE FLASHER CABINET.
-  INPLACE PAD MOUNTED FD. PT. CABINET 120/240 VOLT
-  INPLACE CONDUIT

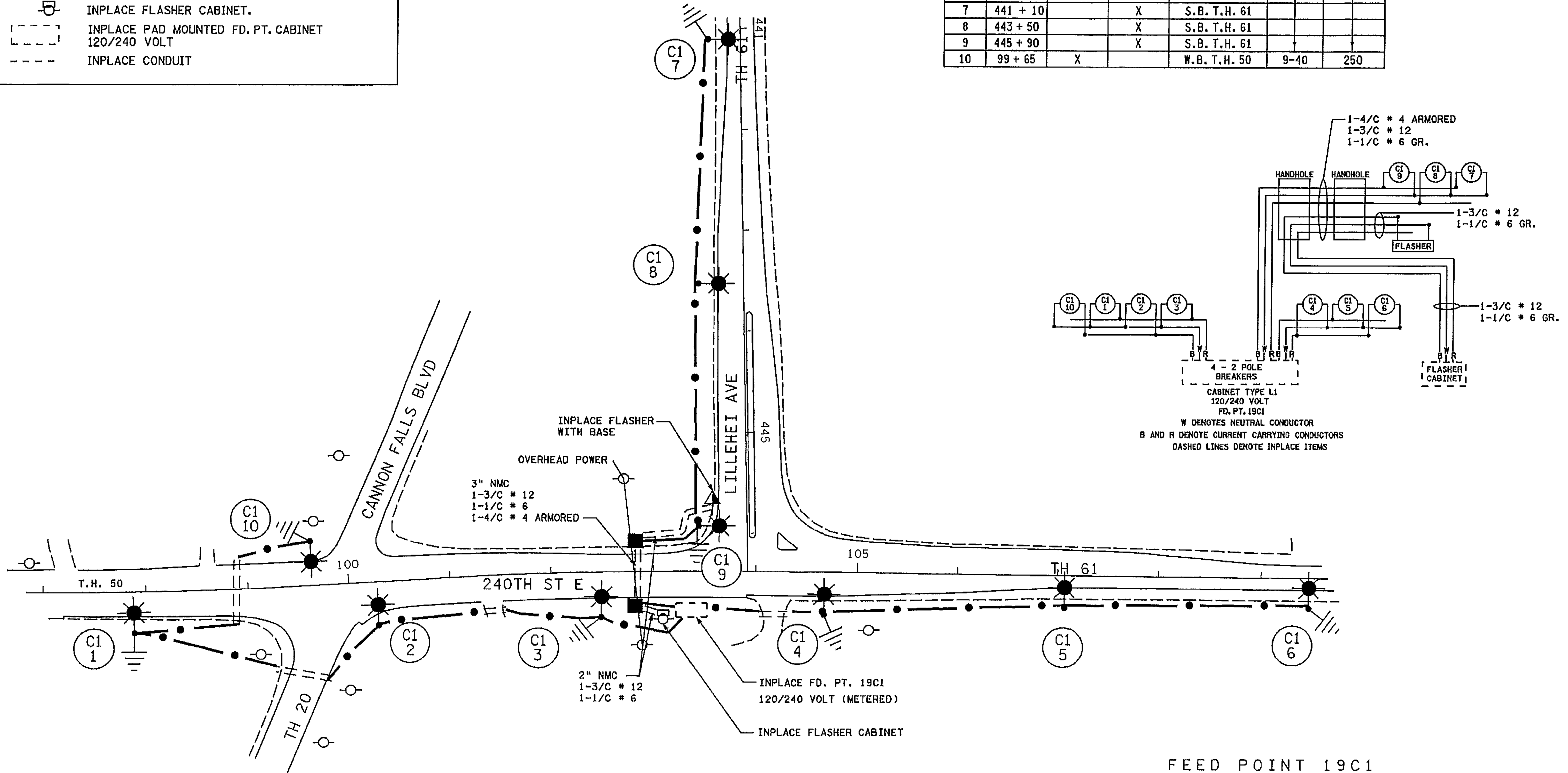
FEEDPOINT 19C1  
LIGHTING STANDARDS AND BASES

NO.	STATION	LT.	RT.	LOCATION	TYPE	WATT
1	97 + 90		X	E.B. T.H. 50	9-40	250
2	100 + 40		X	E.B. T.H. 50		
3	102 + 50		X	E.B. T.H. 50		
4	104 + 65		X	E.B. T.H. 50		
5	107 + 05		X	E.B. T.H. 50		
6	109 + 45		X	E.B. T.H. 50		
7	441 + 10		X	S.B. T.H. 61		
8	443 + 50		X	S.B. T.H. 61		
9	445 + 90		X	S.B. T.H. 61		
10	99 + 65	X		W.B. T.H. 50	9-40	250



PLOTTED/REVISED: 11/19/2009

DISTRICT #: METRO  
PLOT NAME: 1923-11-114  
PATH & FILENAME: IP\_PWP-007221841923-11-114.dgn



FEED POINT 19C1

BY	DATE	REVISIONS	FEEDPOINT: 19C1	LOCATION: T.H. 50
			METER ADDRESS: 12280 240th ST. E. DOUGLAS TOWNSHIP	
			CERTIFIED BY <i>Michael P. Sabersky</i> LIC. NO. 19863 DATE: 11/19/2009 <small>LICENSED PROFESSIONAL ENGINEER</small>	
DRAWN BY: NS    CKD BY: GB    DATE:			<b>LIGHTING PLAN</b> STATE PROJ. NO. 1923-11 (T.H. 50)    SHEET NO. 41 OF 53 SHEETS	