





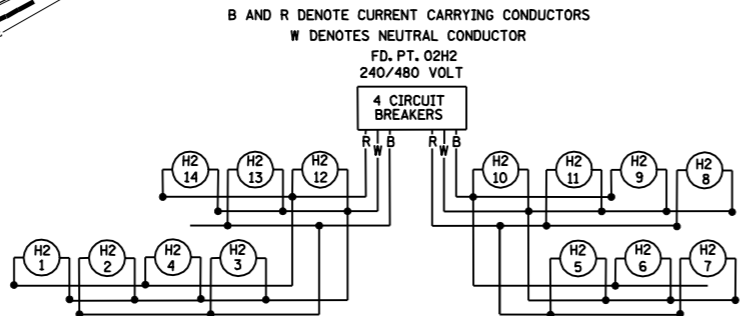


LEGEND

-  9-40 LIGHTING UNIT (250 WATT HIGH PRESSURE SODIUM)
-  PAD MOUNTED SOURCE OF POWER (240/480) VOLT
-  CONNEXUS TRANSFORMER
-  ARMORED CABLE 4 CONDUCTOR NO. 4
-  3" NON-METALLIC CONDUIT UNLESS OTHERWISE NOTED
-  PERMANENT GROUND ROD (25 OHMS OR LESS)

NOTE: SEE DETAIL SHEET #602 FOR RETAINING WALL CONDUIT ROUTING
 PAD MOUNTED SOURCE OF POWER SERVICE CABINET SECONDARY TYPE L1 240/480 VOLT (METERED) FD. PT. 02H2
 2" N.M.C., 3-1/C #2 FROM CONNEXUS TRANSFORMER TO SERVICE CABINET EQUIPMENT PAD B REQUIRED



FD. PT. 02H2

LIGHTING STANDARDS AND BASES					
NO.	STATION	LT.	RT.	LOCATION	TYPE WATTAGE
1	803+85			T.H. 65 N.B.	9-40 250
2	806+35			T.H. 65 N.B.	↑
3	808+70			T.H. 65 N.B.	↑
4	8+60			SE RAMP	
5	829+75			T.H. 65 N.B.	
6	832+25			T.H. 65 N.B.	
7	834+75			T.H. 65 N.B.	
8	833+65			T.H. 65 S.B.	
9	831+15			T.H. 65 S.B.	
10	828+85			T.H. 65 S.B.	
11	28+90			NW RAMP	
12	807+50			T.H. 65 S.B.	
13	804+00			T.H. 65 S.B.	↓
14	802+50			T.H. 65 S.B.	9-40 250

T.H. 65 AT T.H. 242
 FEEDPOINT 02H2

LIGHTING PLAN

DISTRICT #: METRO
 IPLOT NAME: 0208-123_10
 %PATH & FILENAME: S:\TRAFFIC\LIGHTING\Plans\065\sp\0208-123\0208-123_10.dgn
 PLOTTED/REVISED: 3/6/2009