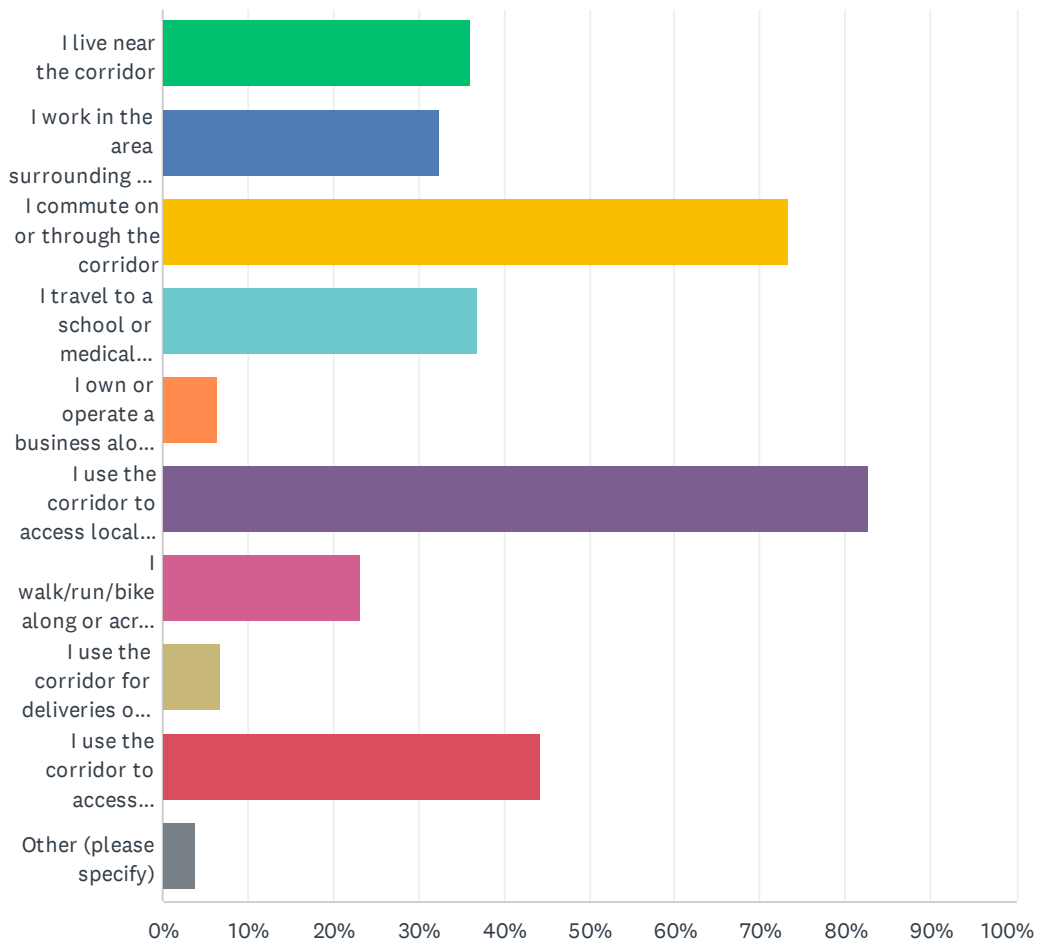


Q1 How do you use the Hwy 169/Hwy 2 corridor between Northwest 19th Avenue to Northeast 7th Street to the Mississippi River. Select all that apply.

Answered: 203 Skipped: 0

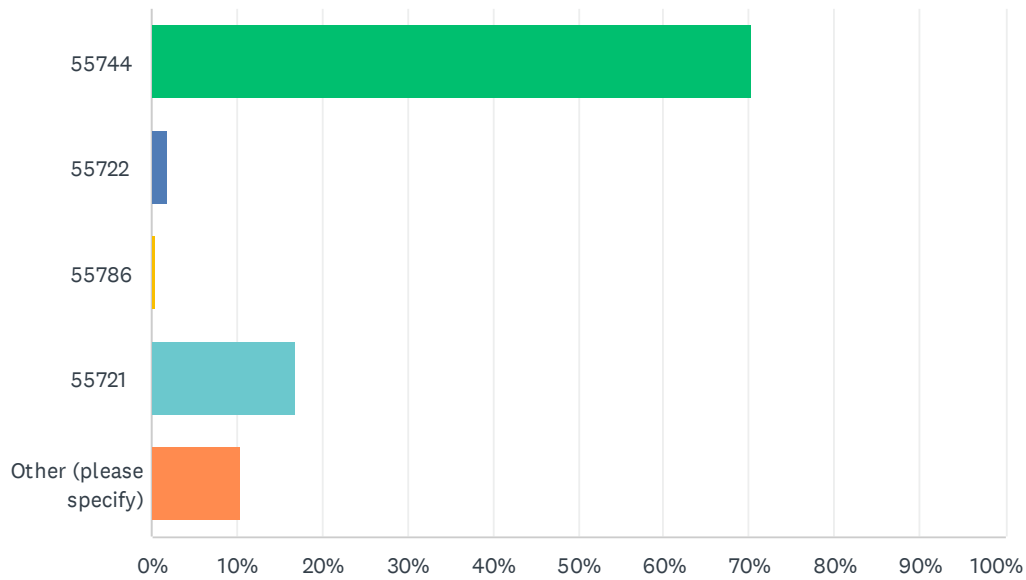


Grand Rapids/La Prairie corridor study

ANSWER CHOICES	RESPONSES	
I live near the corridor	35.96%	73
I work in the area surrounding the corridor	32.51%	66
I commute on or through the corridor	73.40%	149
I travel to a school or medical facility along the corridor	36.95%	75
I own or operate a business along the corridor	6.40%	13
I use the corridor to access local businesses or government services	82.76%	168
I walk/run/bike along or across the corridor for recreation	23.15%	47
I use the corridor for deliveries or movement of freight	6.90%	14
I use the corridor to access recreational activities	44.33%	90
Other (please specify)	3.94%	8
Total Respondents: 203		

Q2 What zip code do you live in?

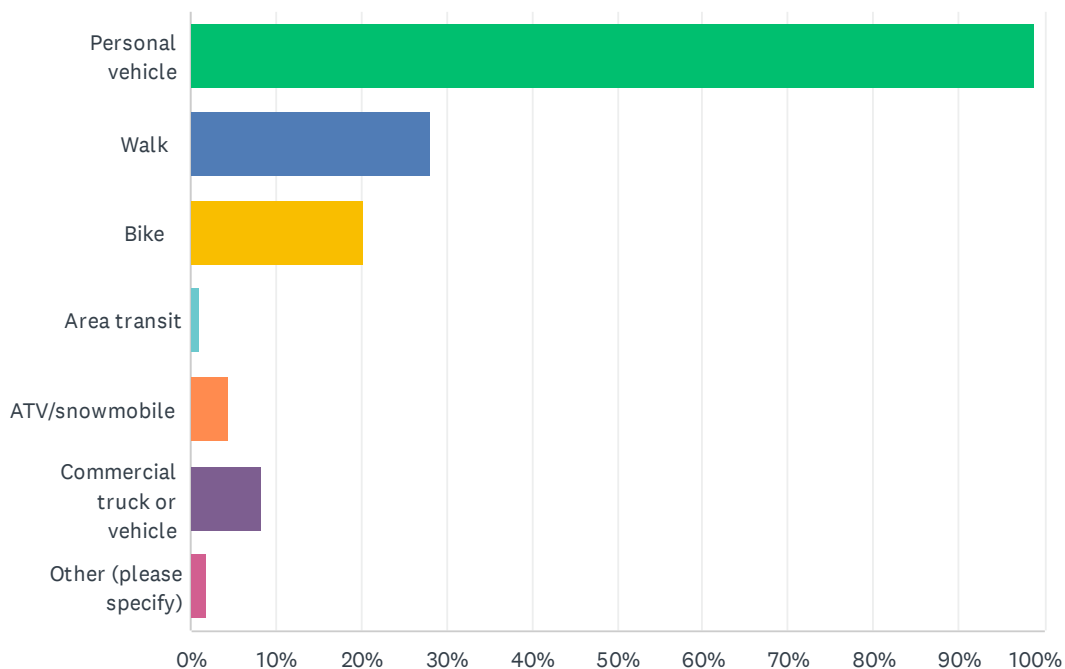
Answered: 203 Skipped: 0



ANSWER CHOICES	RESPONSES	
55744	70.44%	143
55722	1.97%	4
55786	0.49%	1
55721	16.75%	34
Other (please specify)	10.34%	21
TOTAL		203

Q3 How do you typically travel on the corridor? Select all that apply.

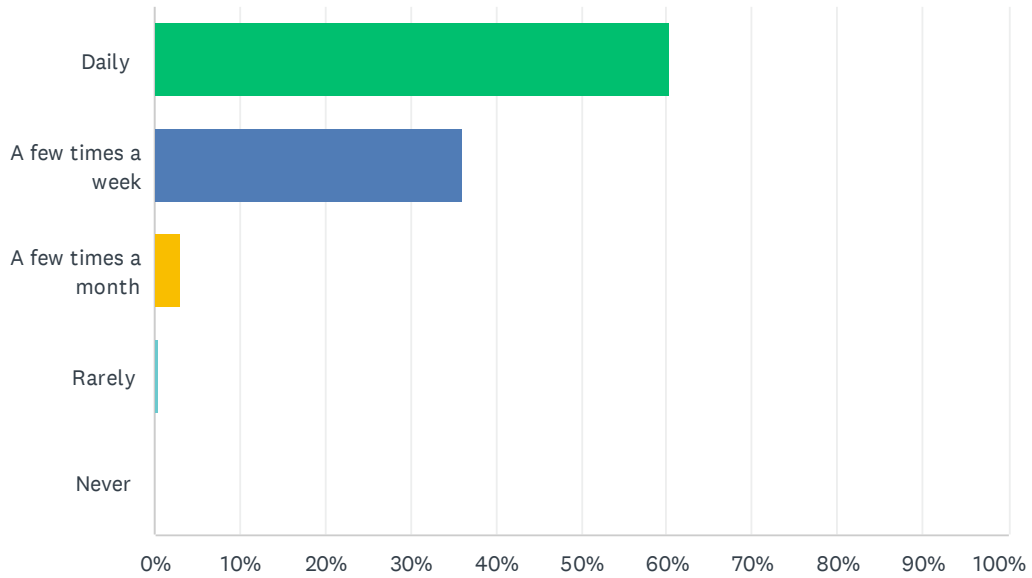
Answered: 203 Skipped: 0



ANSWER CHOICES	RESPONSES	
Personal vehicle	99.01%	201
Walk	28.08%	57
Bike	20.20%	41
Area transit	0.99%	2
ATV/snowmobile	4.43%	9
Commercial truck or vehicle	8.37%	17
Other (please specify)	1.97%	4
Total Respondents: 203		

Q4 About how frequently do you use the corridor?

Answered: 202 Skipped: 1



ANSWER CHOICES	RESPONSES	
Daily	60.40%	122
A few times a week	36.14%	73
A few times a month	2.97%	6
Rarely	0.50%	1
Never	0.00%	0
TOTAL		202

Q5 How satisfied are you with the current traffic flow of the corridor? (1-very dissatisfied, 2-somewhat dissatisfied, 3-neither satisfied nor dissatisfied, 4-somewhat satisfied, 5-very satisfied)

Answered: 201 Skipped: 2

2.2★
average rating



	1	2	3	4	5	TOTAL	WEIGHTED AVERAGE
☆	29.35% 59	35.82% 72	21.39% 43	8.96% 18	4.48% 9	201	2.23

Q6 How satisfied are you with the current sidewalks and pedestrian connections along the corridor? (1-very dissatisfied, 2-somewhat dissatisfied, 3-neither satisfied nor dissatisfied, 4-somewhat satisfied, 5-very satisfied)

Answered: 201 Skipped: 2

2.6★
average rating



	1	2	3	4	5	TOTAL	WEIGHTED AVERAGE
☆	22.39% 45	19.90% 40	36.32% 73	14.43% 29	6.97% 14	201	2.64

Q7 How satisfied are you with the current pedestrian safety of the corridor? (1-very dissatisfied, 2-somewhat dissatisfied, 3-neither satisfied nor dissatisfied, 4-somewhat satisfied, 5-very satisfied)

Answered: 202 Skipped: 1

2.5★
average rating



	1	2	3	4	5	TOTAL	WEIGHTED AVERAGE
☆	26.73% 54	23.76% 48	29.21% 59	13.37% 27	6.93% 14	202	2.50

Q8 How satisfied are you with the current bicycle connections and paths along the corridor? (1-very dissatisfied, 2-somewhat dissatisfied, 3-neither satisfied nor dissatisfied, 4-somewhat satisfied, 5-very satisfied)

Answered: 201 Skipped: 2

2.6★
average rating



	1	2	3	4	5	TOTAL	WEIGHTED AVERAGE
☆	21.39% 43	20.40% 41	40.30% 81	11.44% 23	6.47% 13	201	2.61

Q9 How satisfied are you with the current bicycle safety of the corridor? (1-very dissatisfied, 2-somewhat dissatisfied, 3-neither satisfied nor dissatisfied, 4-somewhat satisfied, 5-very satisfied)

Answered: 201 Skipped: 2

2.5★
average rating



	1	2	3	4	5	TOTAL	WEIGHTED AVERAGE
☆	24.38% 49	24.38% 49	35.32% 71	10.95% 22	4.98% 10	201	2.48

Q10 How satisfied are you with the current access to local businesses of the corridor? (1-very dissatisfied, 2-somewhat dissatisfied, 3-neither satisfied nor dissatisfied, 4-somewhat satisfied, 5-very satisfied)

Answered: 200 Skipped: 3

2.7★
average rating



	1	2	3	4	5	TOTAL	WEIGHTED AVERAGE
☆	14.50% 29	32.50% 65	28.00% 56	19.00% 38	6.00% 12	200	2.69

Q11 How satisfied are you with the current pavement quality of the corridor? (1-very dissatisfied, 2-somewhat dissatisfied, 3-neither satisfied nor dissatisfied, 4-somewhat satisfied, 5-very satisfied)

Answered: 203 Skipped: 0

2.3★
average rating



	1	2	3	4	5	TOTAL	WEIGHTED AVERAGE
☆	29.56% 60	26.11% 53	28.57% 58	13.30% 27	2.46% 5	203	2.33

Q12 How satisfied are you with the current frequency of maintenance of the corridor? (1-very dissatisfied, 2-somewhat dissatisfied, 3-neither satisfied nor dissatisfied, 4-somewhat satisfied, 5-very satisfied)

Answered: 200 Skipped: 3

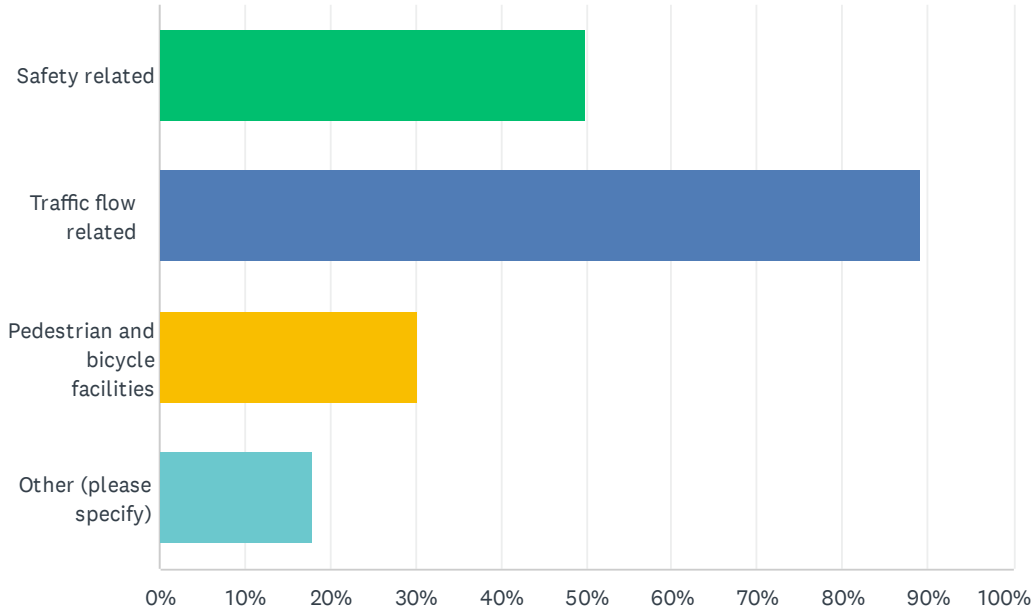
2.4★
average rating



	1	2	3	4	5	TOTAL	WEIGHTED AVERAGE
☆	24.50% 49	21.50% 43	42.00% 84	9.50% 19	2.50% 5	200	2.44

Q13 What type of improvements would you like to see at the Hwy 169 and Hwy 2 intersection? Select all that apply.

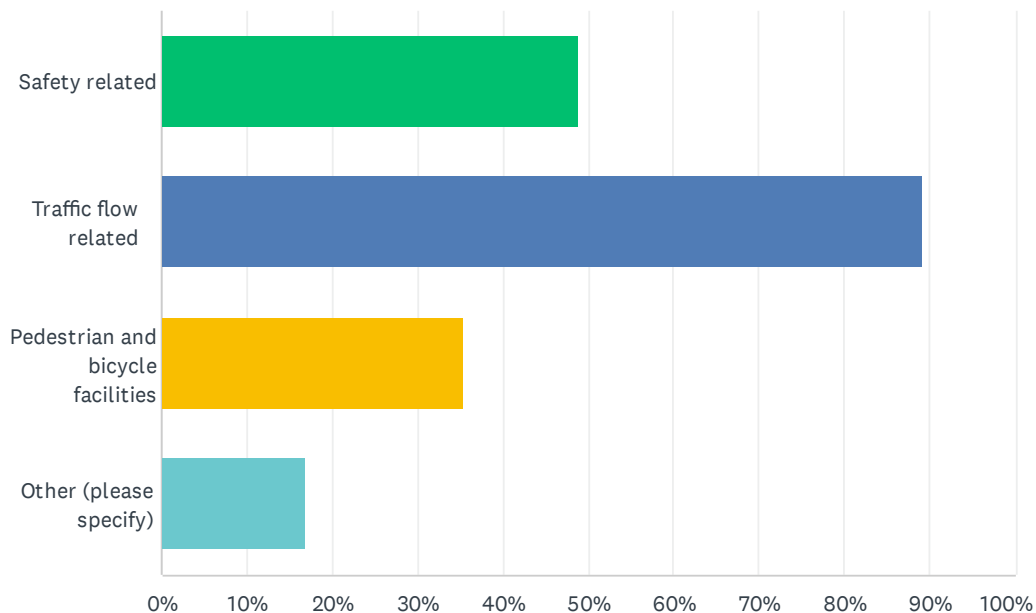
Answered: 202 Skipped: 1



ANSWER CHOICES	RESPONSES	
Safety related	50.00%	101
Traffic flow related	89.11%	180
Pedestrian and bicycle facilities	30.20%	61
Other (please specify)	17.82%	36
Total Respondents: 202		

Q14 What type of improvements would you like to see along the corridor as a whole? Select all that apply.

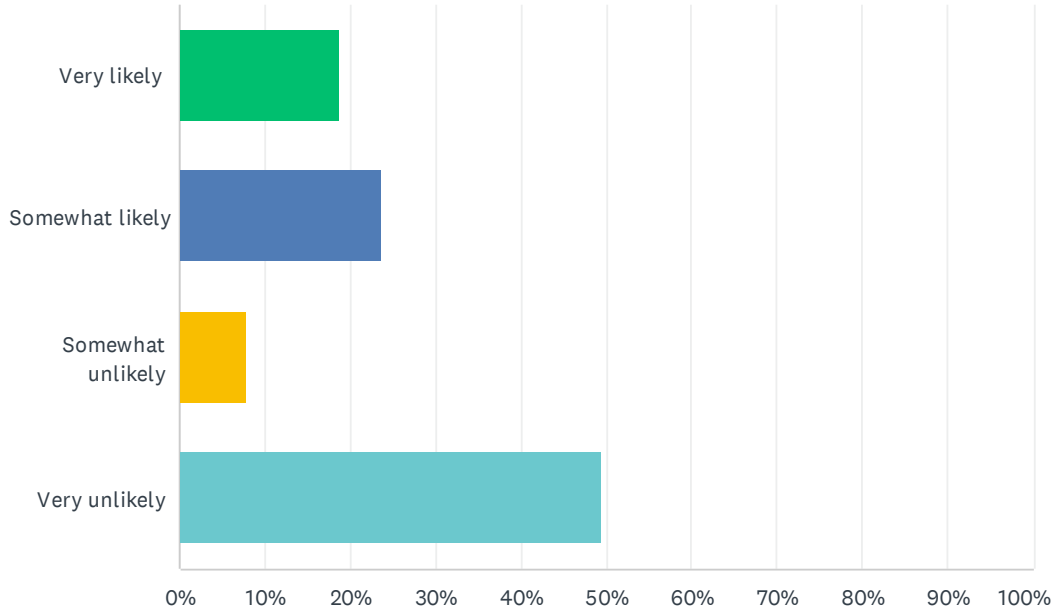
Answered: 201 Skipped: 2



ANSWER CHOICES	RESPONSES	
Safety related	48.76%	98
Traffic flow related	89.05%	179
Pedestrian and bicycle facilities	35.32%	71
Other (please specify)	16.92%	34
Total Respondents: 201		

Q15 If bike and pedestrian safety and access along the corridor were improved, how likely would you be to walk or bike for short trips instead of using a personal automobile?

Answered: 202 Skipped: 1



ANSWER CHOICES	RESPONSES	
Very likely	18.81%	38
Somewhat likely	23.76%	48
Somewhat unlikely	7.92%	16
Very unlikely	49.50%	100
TOTAL		202