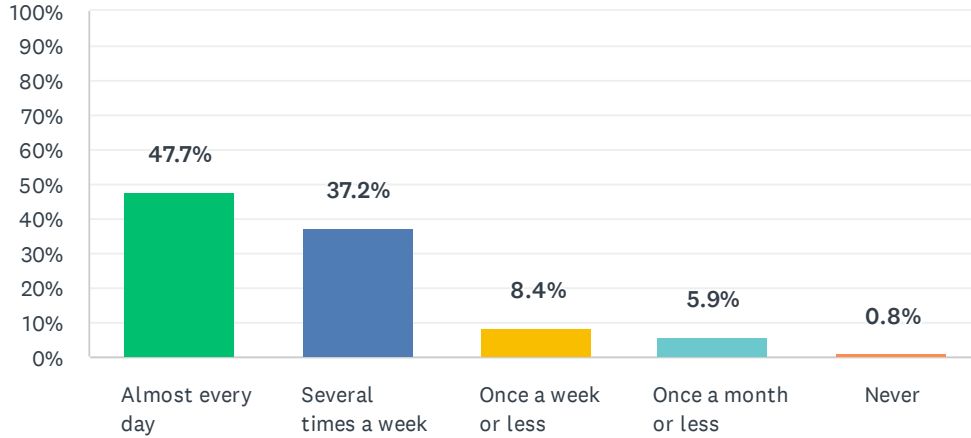


Q1 Which best describes how often you use the Hwy 33 and Carlton Avenue intersection?

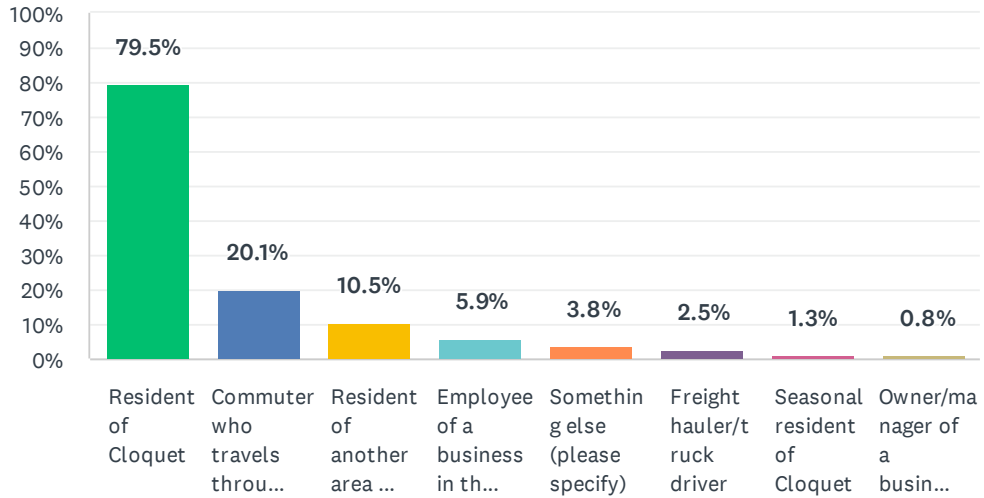
Answered: 239 Skipped: 1



ANSWER CHOICES	RESPONSES	
Almost every day	47.7%	114
Several times a week	37.2%	89
Once a week or less	8.4%	20
Once a month or less	5.9%	14
Never	0.8%	2
TOTAL		239

Q2 Which best describes your association with the intersection? Select all that apply.

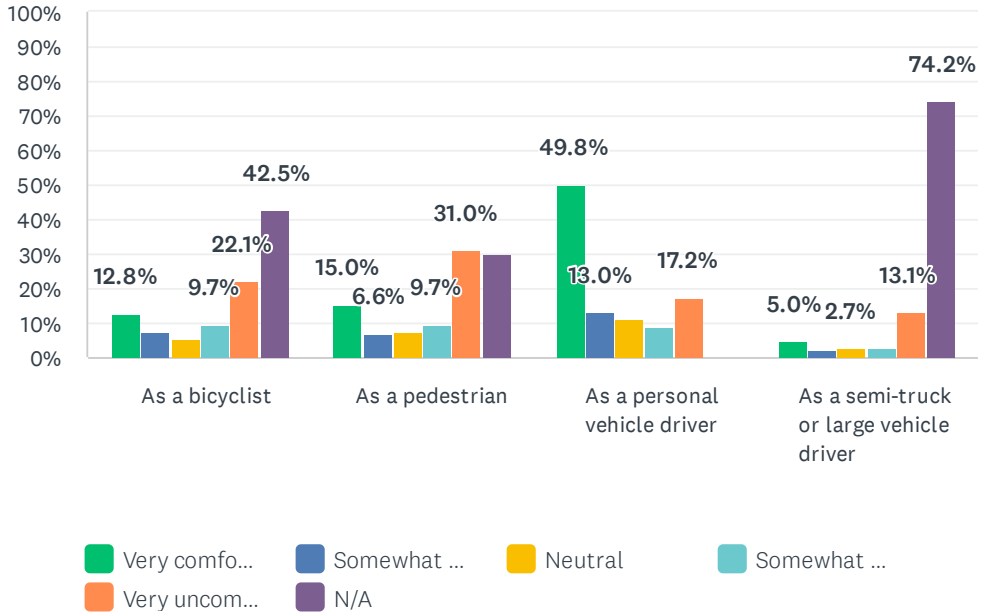
Answered: 239 Skipped: 1



ANSWER CHOICES	RESPONSES	
Resident of Cloquet	79.5%	190
Commuter who travels through intersection	20.1%	48
Resident of another area in Minnesota	10.5%	25
Employee of a business in the immediate vicinity of the intersection	5.9%	14
Something else (please specify)	3.8%	9
Freight hauler/truck driver	2.5%	6
Seasonal resident of Cloquet	1.3%	3
Owner/manager of a business in the immediate vicinity of the intersection	0.8%	2
Total Respondents: 239		

Q3 How comfortable are you navigating the proposed roundabout at the Hwy 33 and Carlton Avenue intersection? If you do not use a mode of transportation, please select "N/A"

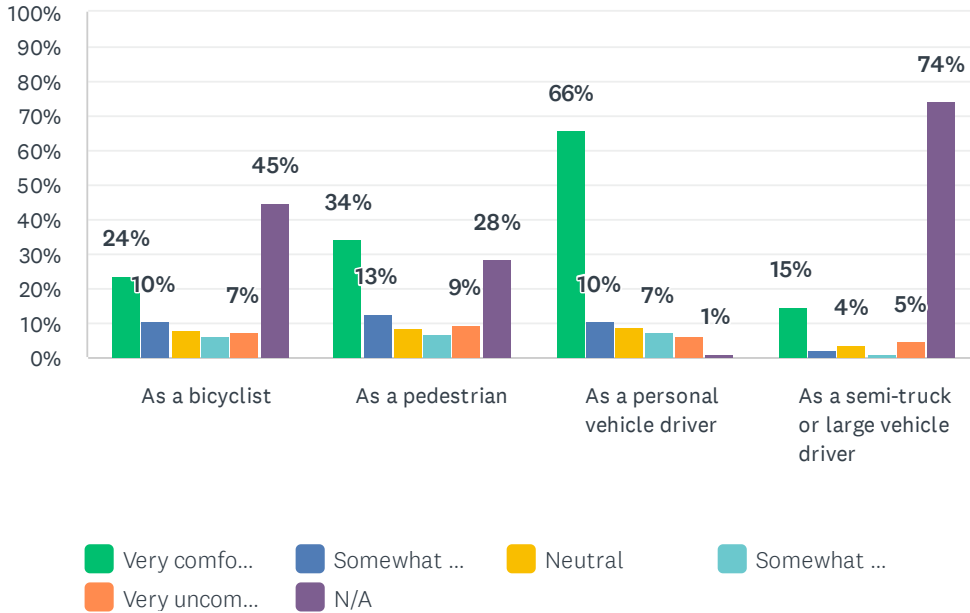
Answered: 240 Skipped: 0



	VERY COMFORTABLE	SOMEWHAT COMFORTABLE	NEUTRAL	SOMEWHAT UNCOMFORTABLE	VERY UNCOMFORTABLE	N/A	TOTAL
As a bicyclist	12.8% 29	7.5% 17	5.3% 12	9.7% 22	22.1% 50	42.5% 96	226
As a pedestrian	15.0% 34	6.6% 15	7.5% 17	9.7% 22	31.0% 70	30.1% 68	226
As a personal vehicle driver	49.8% 119	13.0% 31	10.9% 26	9.2% 22	17.2% 41	0.0% 0	239
As a semi-truck or large vehicle driver	5.0% 11	2.3% 5	2.7% 6	2.7% 6	13.1% 29	74.2% 164	221

Q4 How comfortable are you navigating the proposed signal lights at the Hwy 33 and Carlton Avenue intersection? If you do not use a mode of transportation, please select "N/A"

Answered: 240 Skipped: 0

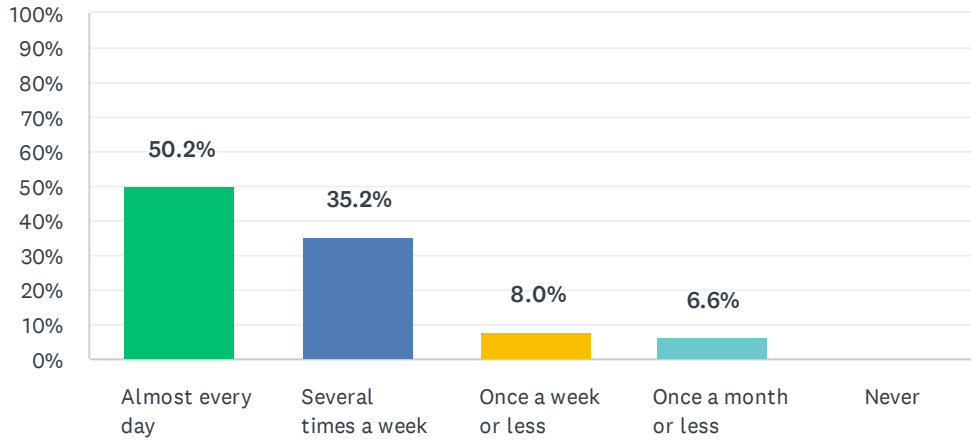


	VERY COMFORTABLE (1)	SOMEWHAT COMFORTABLE (2)	NEUTRAL (3)	SOMEWHAT UNCOMFORTABLE (4)	VERY UNCOMFORTABLE (5)	N/A (6)	TOTAL
As a bicyclist	24% 53	10% 23	8% 18	6% 14	7% 16	45% 100	224
As a pedestrian	34% 77	13% 29	8% 19	7% 16	9% 21	28% 64	226
As a personal vehicle driver	66% 157	10% 25	9% 22	7% 17	6% 15	1% 3	239
As a semi-truck or large vehicle driver	15% 32	2% 4	4% 8	1% 2	5% 10	74% 159	215

BASIC STATISTICS							
	MINIMUM	MAXIMUM	MEDIAN	MEAN	STANDARD DEVIATION		
As a bicyclist	1.00	6.00	5.00	3.97			2.12
As a pedestrian	1.00	6.00	3.00	3.30			2.10
As a personal vehicle driver	1.00	6.00	1.00	1.82			1.33
As a semi-truck or large vehicle driver	1.00	6.00	6.00	5.00			1.86

Q5 Which best describes how often you use the Hwy 33 and Cloquet Avenue/Hwy 45 intersection?

Answered: 213 Skipped: 27

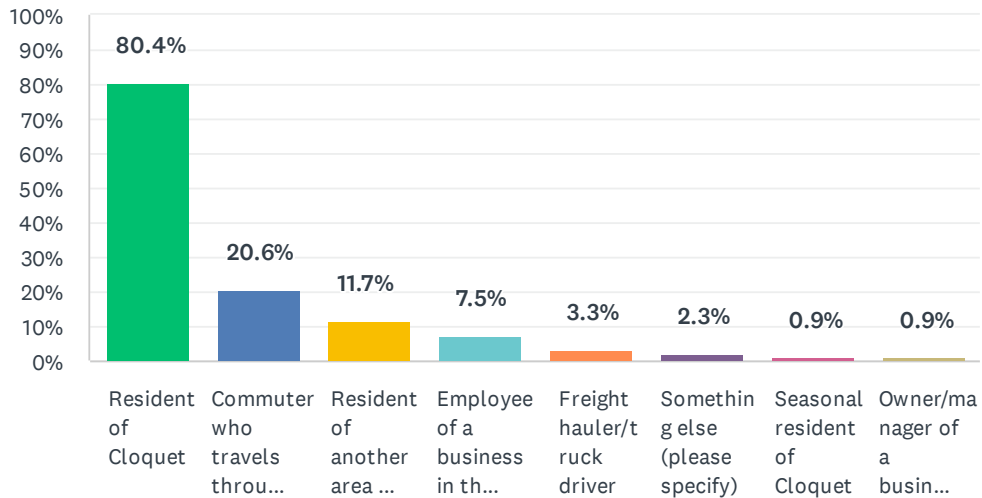


ANSWER CHOICES	RESPONSES	
Almost every day (1)	50.2%	107
Several times a week (2)	35.2%	75
Once a week or less (3)	8.0%	17
Once a month or less (4)	6.6%	14
Never (5)	0.0%	0
TOTAL		213

BASIC STATISTICS				
Minimum	Maximum	Median	Mean	Standard Deviation
1.00	4.00	1.00	1.71	0.87

Q6 Which best describes your association with the intersection? Select all that apply.

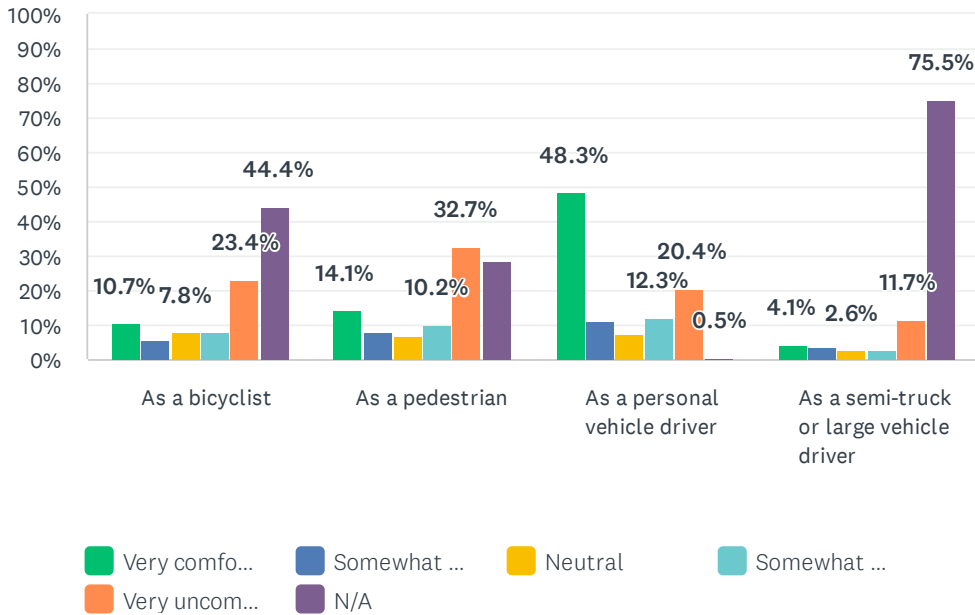
Answered: 214 Skipped: 26



ANSWER CHOICES		RESPONSES	
Resident of Cloquet (1)		80.4%	172
Commuter who travels through intersection (4)		20.6%	44
Resident of another area in Minnesota (2)		11.7%	25
Employee of a business in the immediate vicinity of the intersection (7)		7.5%	16
Freight hauler/truck driver (5)		3.3%	7
Something else (please specify) (8)		2.3%	5
Seasonal resident of Cloquet (3)		0.9%	2
Owner/manager of a business in the immediate vicinity of the intersection (6)		0.9%	2
Total Respondents: 214			
BASIC STATISTICS			
Minimum	Maximum	Median	Mean
1.00	8.00	1.00	2.21
			Standard Deviation
			1.93

Q7 How comfortable are you navigating the proposed roundabout at the Hwy 33 and Cloquet Avenue/Hwy 45 intersection? If you do not use a mode of transportation, please select "N/A"

Answered: 213 Skipped: 27



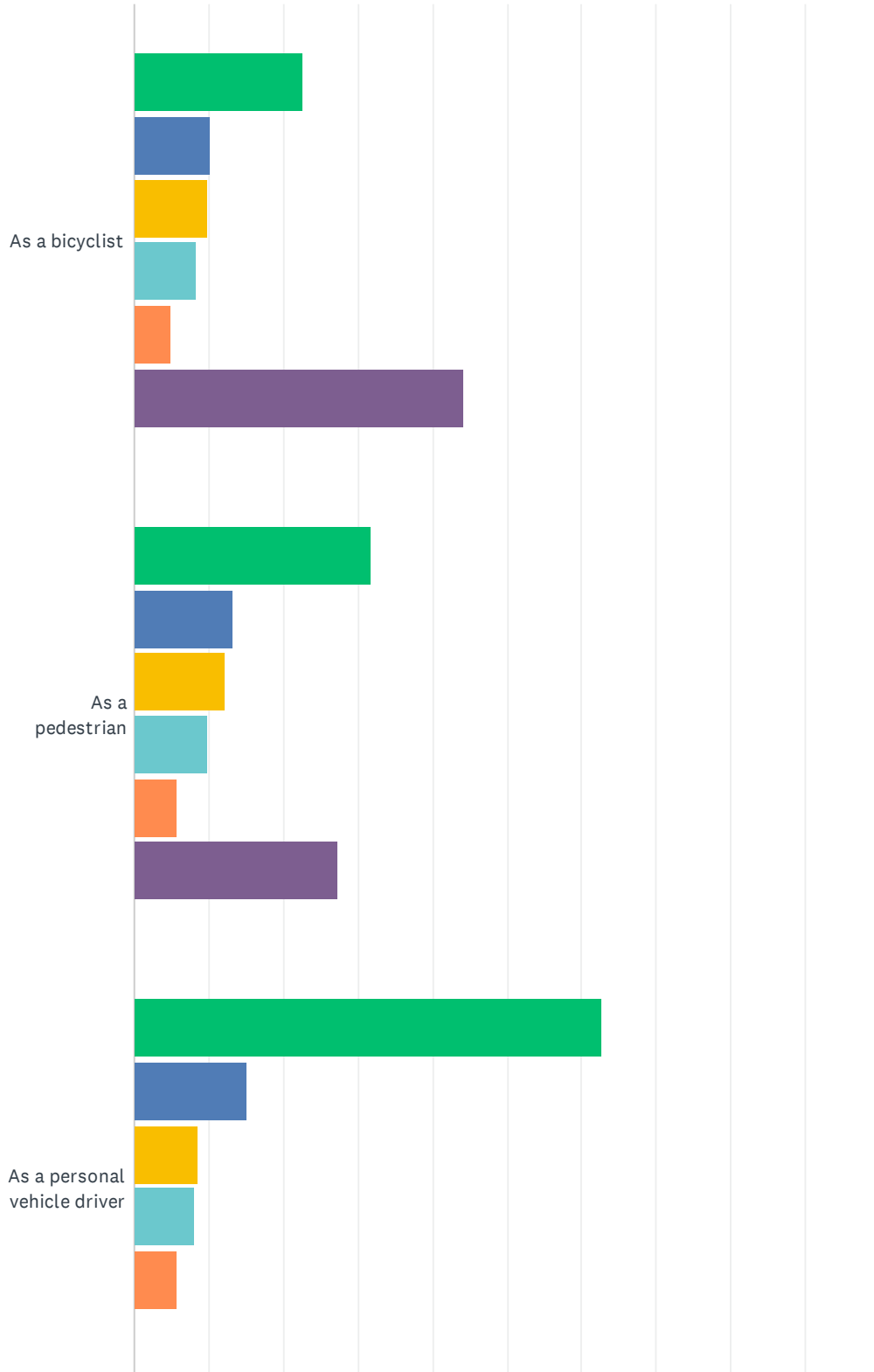
	VERY COMFORTABLE (1)	SOMEWHAT COMFORTABLE (2)	NEUTRAL (3)	SOMEWHAT UNCOMFORTABLE (4)	VERY UNCOMFORTABLE (5)	N/A (6)	TOTAL
As a bicyclist	10.7% 22	5.9% 12	7.8% 16	7.8% 16	23.4% 48	44.4% 91	205
As a pedestrian	14.1% 29	7.8% 16	6.8% 14	10.2% 21	32.7% 67	28.3% 58	205
As a personal vehicle driver	48.3% 102	10.9% 23	7.6% 16	12.3% 26	20.4% 43	0.5% 1	211
As a semi-truck or large vehicle driver	4.1% 8	3.6% 7	2.6% 5	2.6% 5	11.7% 23	75.5% 148	196

Hwy 33 intersections through Cloquet

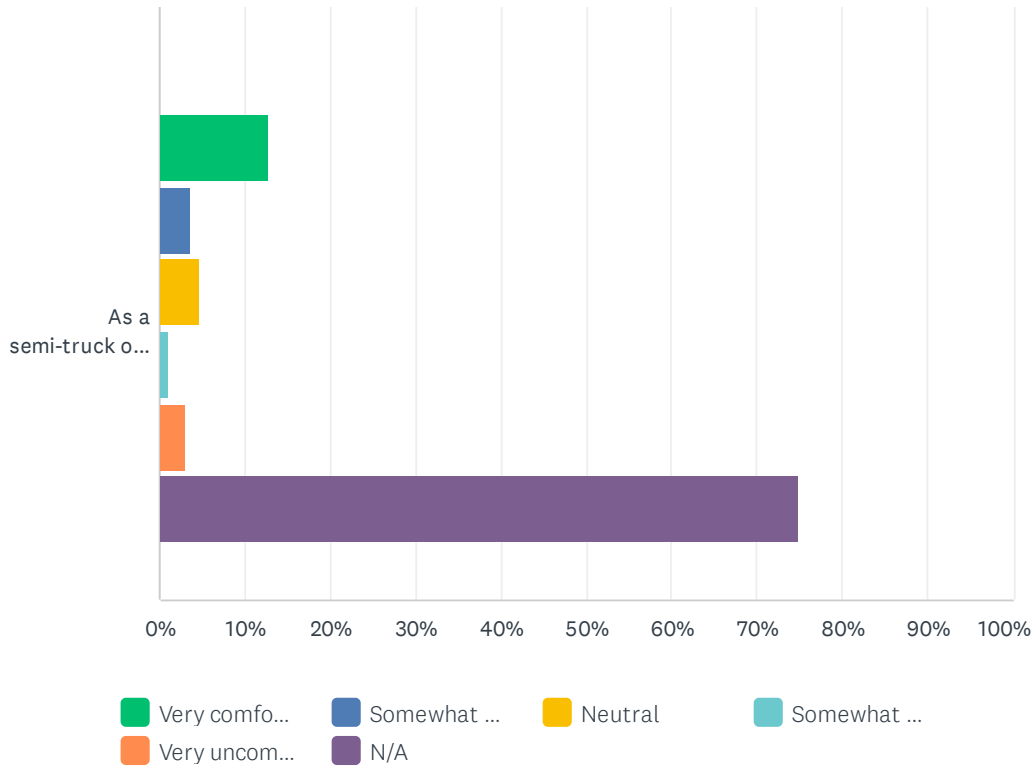
BASIC STATISTICS					
	MINIMUM	MAXIMUM	MEDIAN	MEAN	STANDARD DEVIATION
As a bicyclist	1.00	6.00	5.00	4.60	1.71
As a pedestrian	1.00	6.00	5.00	4.24	1.75
As a personal vehicle driver	1.00	6.00	2.00	2.47	1.66
As a semi-truck or large vehicle driver	1.00	6.00	6.00	5.41	1.30

Q8 How comfortable are you navigating the proposed signal lights at the Hwy 33 and Cloquet Avenue/Hwy 45 intersection? If you do not use a mode of transportation, please select "N/A"

Answered: 212 Skipped: 28



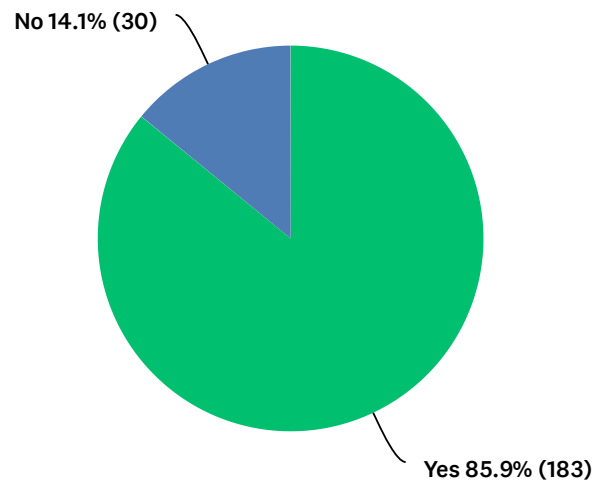
Hwy 33 intersections through Cloquet



	VERY COMFORTABLE	SOMEWHAT COMFORTABLE	NEUTRAL	SOMEWHAT UNCOMFORTABLE	VERY UNCOMFORTABLE	N/A	TOTAL
As a bicyclist	22.55% 46	10.29% 21	9.80% 20	8.33% 17	4.90% 10	44.12% 90	204
As a pedestrian	31.71% 65	13.17% 27	12.20% 25	9.76% 20	5.85% 12	27.32% 56	205
As a personal vehicle driver	62.74% 133	15.09% 32	8.49% 18	8.02% 17	5.66% 12	0.00% 0	212
As a semi-truck or large vehicle driver	12.82% 25	3.59% 7	4.62% 9	1.03% 2	3.08% 6	74.87% 146	195

Q9 Do you feel comfortable navigating roundabouts?

Answered: 213 Skipped: 27

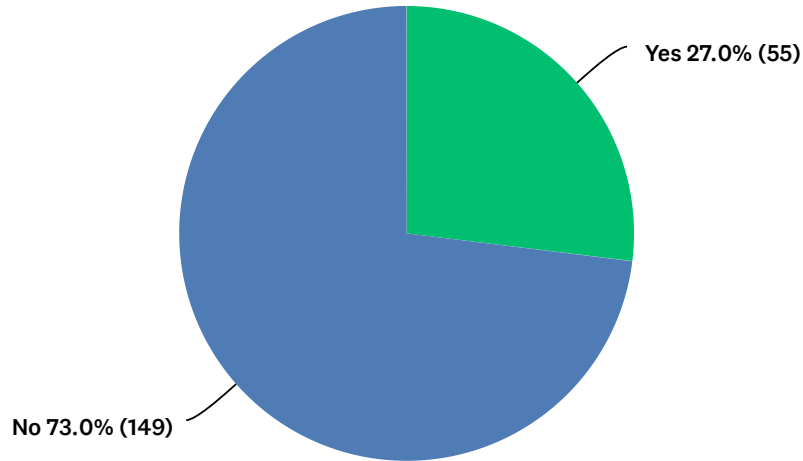


ANSWER CHOICES	RESPONSES	
Yes (1)	85.9%	183
No (2)	14.1%	30
TOTAL		213

BASIC STATISTICS				
Minimum	Maximum	Median	Mean	Standard Deviation
1.00	2.00	1.00	1.14	0.35

Q10 Would you feel more comfortable navigating a roundabout with more education?

Answered: 204 Skipped: 36



ANSWER CHOICES		RESPONSES	
Yes (1)		27.0%	55
No (2)		73.0%	149
TOTAL			204

BASIC STATISTICS				
Minimum	Maximum	Median	Mean	Standard Deviation
1.00	2.00	2.00	1.73	0.44