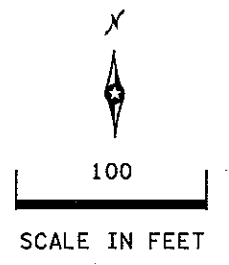


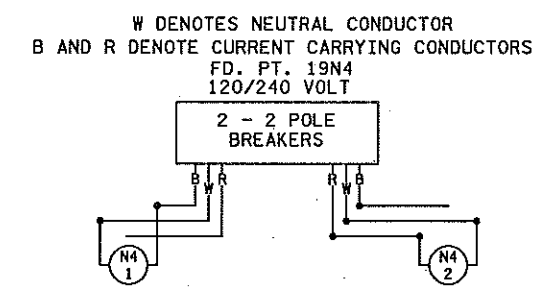
**LEGEND**

- LIGHTING UNIT
- FD. PT. CABINET
- DIRECT BURIED CABLE 4 CONDUCTOR NO. 4
- 3" NMC DIRECTIONAL BORE (UNLESS OTHERWISE NOTED)
- PERMANENT GROUND ROD (25 OHMS OR LESS)
- LIGHTING UNIT IDENTIFIER
- UTILITY POLE



PLOTTED/REVISED: 3/14/2017

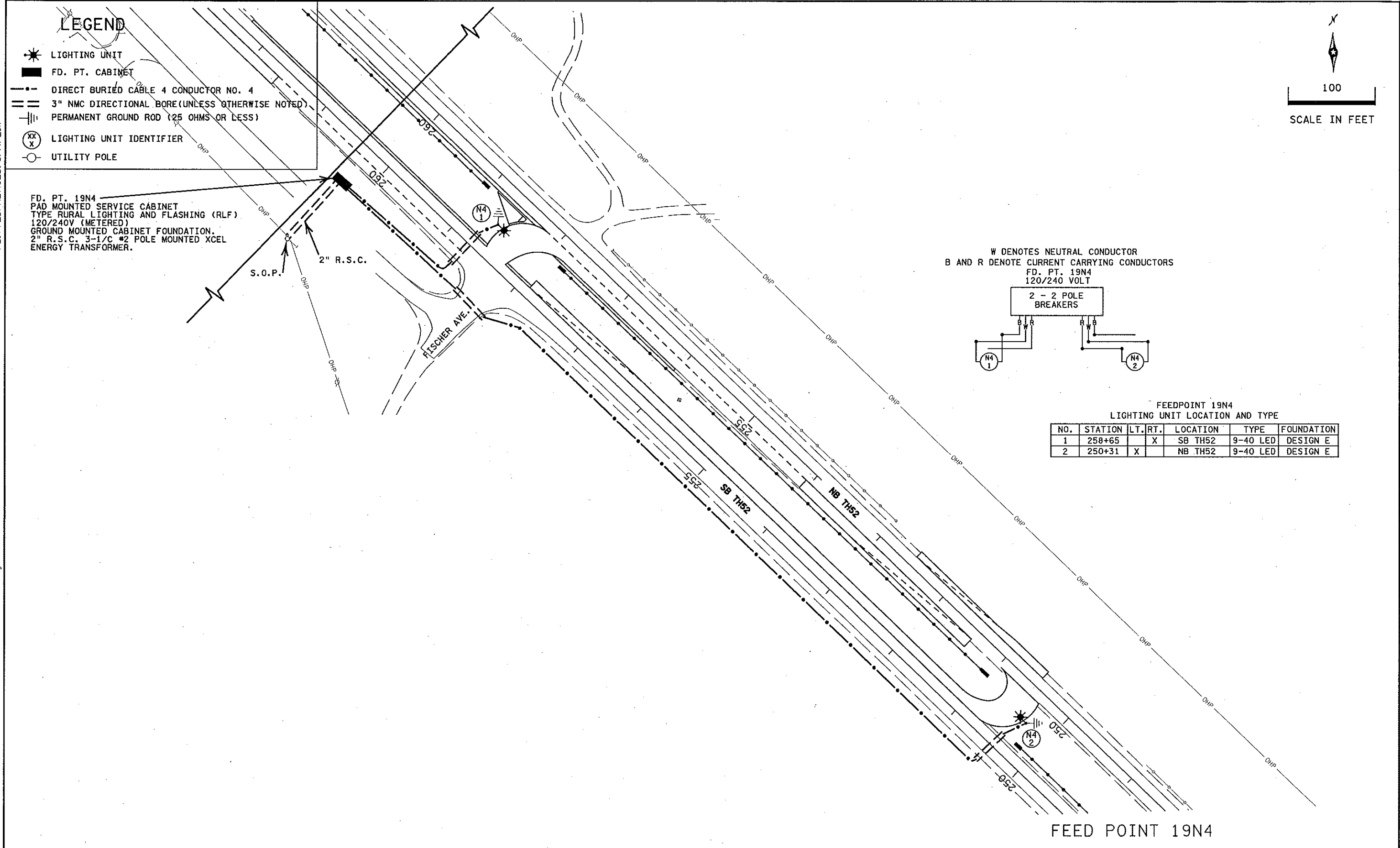
FD. PT. 19N4  
 PAD MOUNTED SERVICE CABINET  
 TYPE RURAL LIGHTING AND FLASHING (RLF)  
 120/240V (METERED)  
 GROUND MOUNTED CABINET FOUNDATION.  
 2" R.S.C. 3-1/C #2 POLE MOUNTED XCEL  
 ENERGY TRANSFORMER.



FEEDPOINT 19N4  
 LIGHTING UNIT LOCATION AND TYPE

NO.	STATION	LT.	RT.	LOCATION	TYPE	FOUNDATION
1	250+65		X	SB TH52	9-40 LED	DESIGN E
2	250+31	X		NB TH52	9-40 LED	DESIGN E

DISTRICT #: METRO  
 IPLOT NAME: 1906-65.lit.lc2  
 PATH & FILENAME: IP\_PWP-d184325v1906-65.lit.lc.dgn



FEED POINT 19N4

BY	DATE	REVISIONS	FEEDPOINT: 19N4	LOCATION: FISCHER AVE	METER ADDRESS: 25641 HIGHWAY 52, HAMPTON 55031	<b>LIGHTING PLAN</b>	
DRAWN BY: PB		CKD BY: GK	CERTIFIED BY: <i>Michael P. Gubinsky</i>	LIC. NO. 19863	DATE: 3/14/2017	STATE PROJ. NO. 1906-65 (T.H. 52)	SHEET NO. SL3 OF SL8 SHEETS