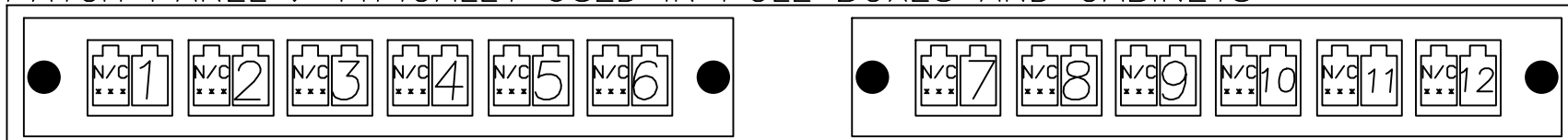


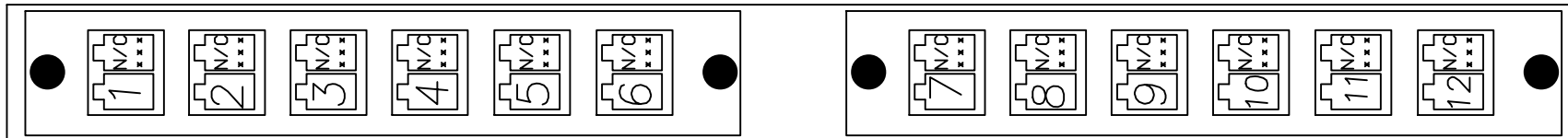
leic1jac T79CLW161FRW057 TMS
PLOTTED: 9/10/2024 4:12:57 PM
pw: \\p81.ad.dot.state.mn.us: cadp\Documents\Projects\DM_R05\Non_Project\Fr00ps\Integration\Pat\TMS_DETAIL LC CONNECTORS.dgn

PATCH PANEL : TYPICALLY USED IN POLE BOXES AND CABINETS



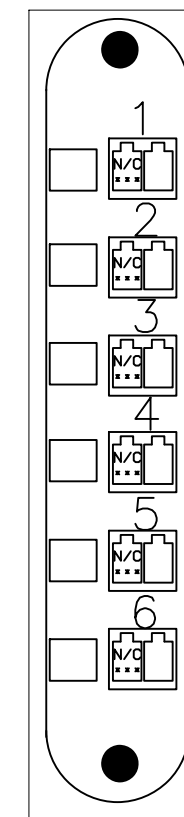
*** = These ports are not to be used. Leave capped.

PATCH PANEL : TYPICALLY USED IN POLE BOXES AND CABINETS



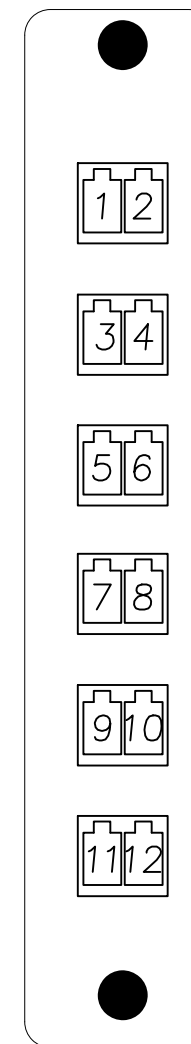
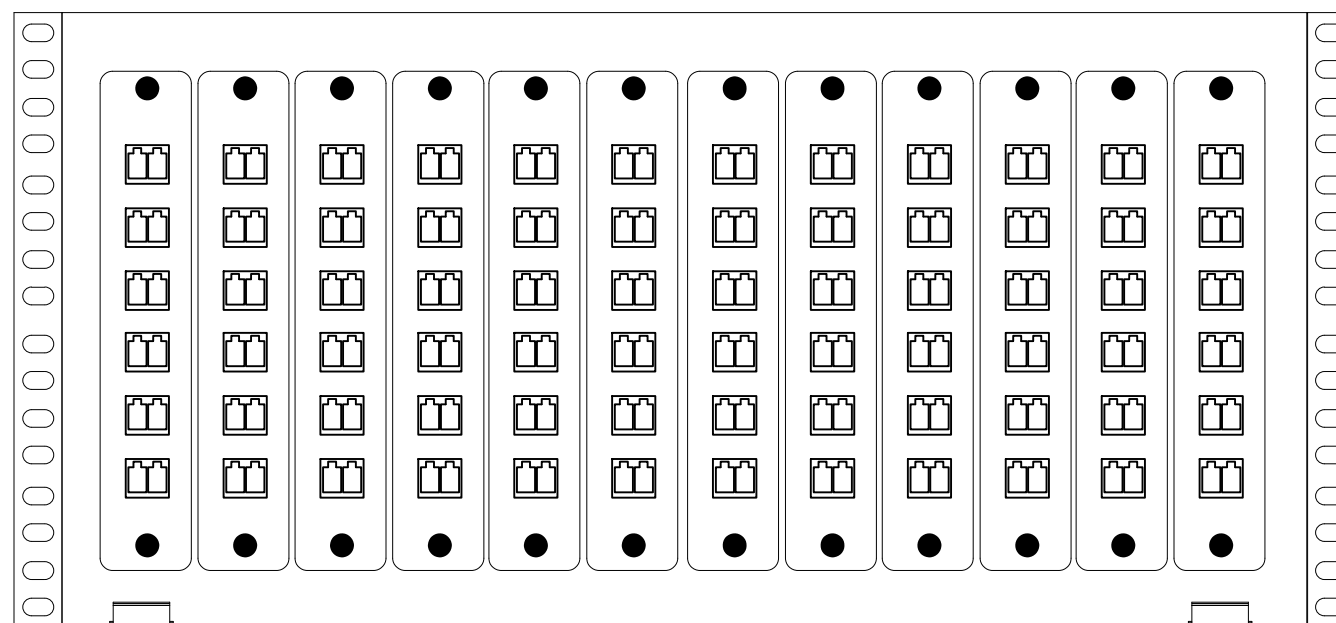
*** = These ports are not to be used. Leave capped.

WALL MOUNT BOX



EXPANDED VIEW

PATCH PANEL : TYPICALLY USED IN SHELTERS AND PATCHING CABINETS



4RU 144 POSITION PATCH/SPLICE PANEL

LC CONNECTORS DETAIL

REVISED 9/10/24

REV. NO.	DATE:	/ /
REV. NO.	DATE:	/ /

CERTIFIED BY _____ LIC. NO. 12345 DATE 2021
LICENSED PROFESSIONAL ENGINEER

STATE PROJ. NO. XXXX-XXX (TH XXX) SHEET NO. XXXX? OF XXXX SHEETS