


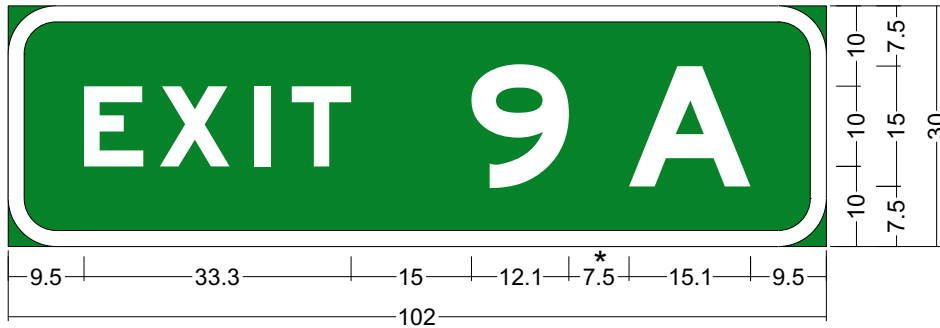
MnDOT Standard Signs and Markings Manual

E SERIES: EXIT SIGNS


	Sign Code	Page
EXIT Number (Plaque) One Digit	E1-5P	1
EXIT Number (Plaque) Two Digits.....	E1-5P	2
EXIT Number (Plaque) Three Digits	E1-5P	3
LEFT	E1-5aP	4
LEFT EXIT Number (Plaque) One Digit	E1-5bP	5
LEFT EXIT Number (Plaque) Two Digits.....	E1-5bP	6
LEFT EXIT Number (Plaque) Three Digits	E1-5bP	7
EXIT (with Arrow)	E5-1.....	8
EXIT (with Arrow and Exit Number) One Digit.....	E5-1a.....	9
EXIT (with Arrow and Exit Number) One Digit One Suffix	E5-1aM (old E5-1b).....	10
EXIT (with Arrow and Exit Number) Two Digits One Suffix.....	E5-1aM (old E5-1b).....	11
EXIT (with Arrow and Exit Number) Two Digits	E5-1aM (old E5-1b).....	12
EXIT (with Arrow and Exit Number) Three Digits One Suffix	E5-1aM (old E5-1b).....	13
EXIT (with Arrow and Exit Number) Three Digits	E5-1aM (old E5-1b).....	14
EXPRESS LANE 1/2 MILE Advance Guide Sign.....	E8-X1	15
EXPRESS LANE 1/2 MILE with Arrow Advance Guide Sign.....	E8-X1a	16
EXPRESS LANE 1 MILE Advance Guide Sign	E8-X2	17
EXPRESS LANE 1 MILE with Arrow Advance Guide Sign	E8-X2a	18
EXIT (Overlay)	E11-1a	19
ONLY (Overlay).....	E11-1b	20
LEFT (Overlay).....	E11-2.....	21
EXIT 20 MPH (Overlay)	E13-2.....	22



E1-5P;
 6.0" Radius, 2.0" Border, White on Green;
 "EXIT", E Mod 2K specified length; "4", E Mod 2K;



E1-5P;
 6.0" Radius, 2.0" Border, White on Green;
 "EXIT", E Mod 2K specified length; "9 A", E Mod 2K;

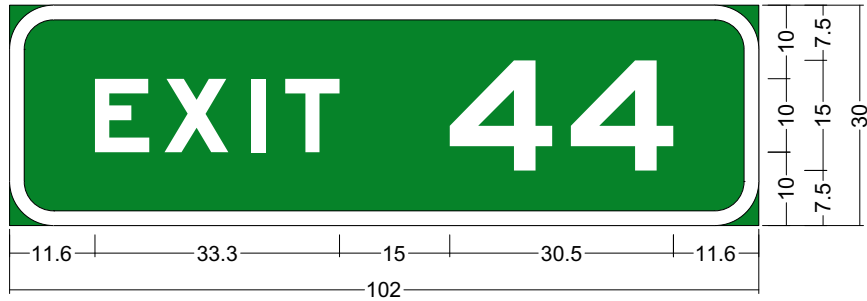


E1-5P;
 6.0" Radius, 2.0" Border, White on Green;
 "EXITS", E Mod 2K specified length; "4 A", E Mod 2K; "B", E Mod 2K;


- * 7.5" space between the exit number and the letter A.
- 9" space between the exit number and all other letters (B, C, D).
- ** EXIT 33.3" specified length.
- *** EXITS 43.0" specified length.

E1-5P Exit Number (Plaque) One Digit

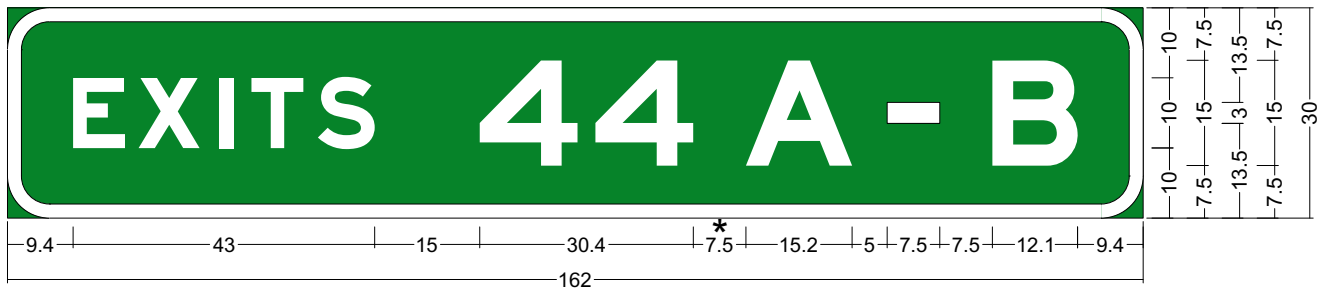
COLORS:
 LEGEND, BORDER - WHITE (RETROREFLECTIVE)
 BACKGROUND - GREEN (RETROREFLECTIVE)



E1-5P;
 6.0" Radius, 2.0" Border, White on Green;
 "EXIT", E Mod 2K specified length; "44", E Mod 2K;



E1-5P;
 6.0" Radius, 2.0" Border, White on Green;
 "EXIT", E Mod 2K specified length; "26 A", E Mod 2K;

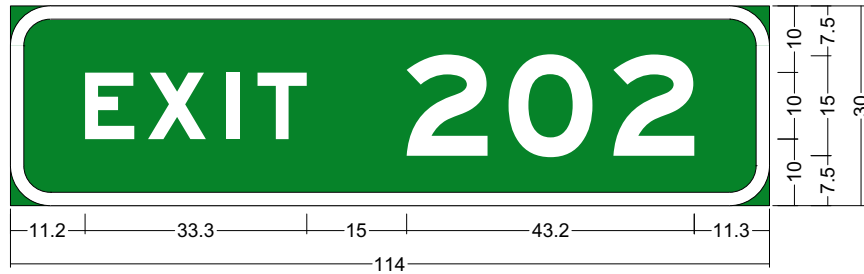


E1-5P;
 6.0" Radius, 2.0" Border, White on Green;
 "EXITS", E Mod 2K specified length; "44 A", E Mod 2K; "B", E Mod 2K;

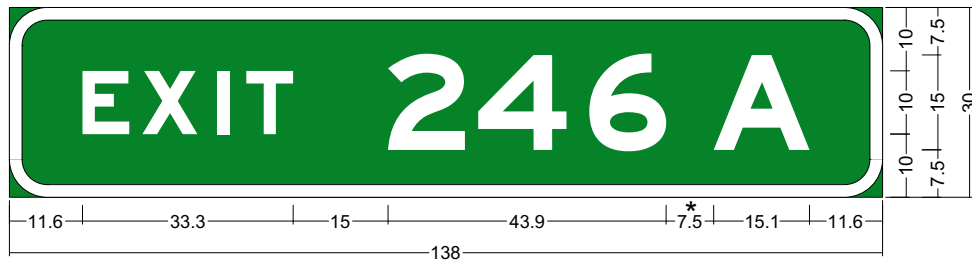
- * 7.5" space between the exit number and the letter A.
 9" space between the exit number and all other letters (B, C, D).
- ** EXIT 33.3" specified length.
- *** EXITS 43.0" specified length.

E1-5P Exit Number (Plaque) Two Digits


COLORS:
 LEGEND, BORDER - WHITE (RETROREFLECTIVE)
 BACKGROUND - GREEN (RETROREFLECTIVE)



E1-5P;
 6.0" Radius, 2.0" Border, White on Green;
 "EXIT", E Mod 2K specified length; "202", E Mod 2K;



E1-5P;
 6.0" Radius, 2.0" Border, White on Green;
 "EXIT", E Mod 2K specified length; "246 A", E Mod 2K;

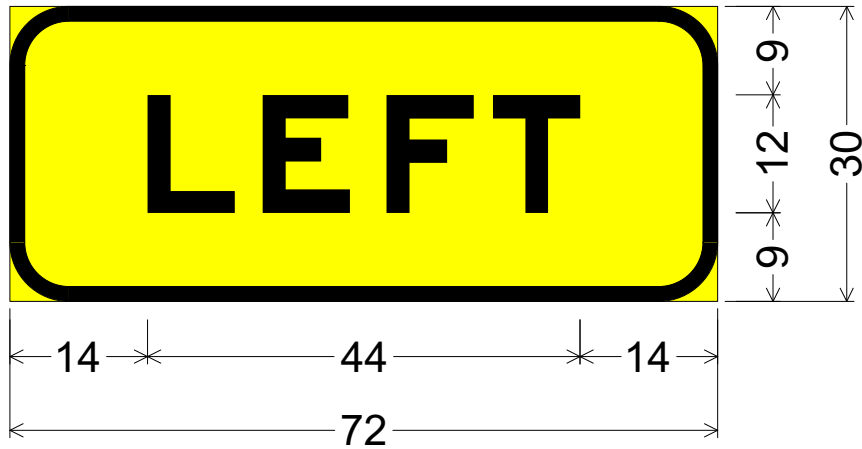


E1-5P;
 6.0" Radius, 2.0" Border, White on Green;
 "EXITS", E Mod 2K specified length; "246 B", E Mod 2K; "A", E Mod 2K;

- * 7.5" space between the exit number and the letter A.
 9" space between the exit number and all other letters (B, C, D).
- ** EXIT 33.3" specified length.
- *** EXITS 43.0" specified length.

E1-5P Exit Number (Plaque) Three Digits

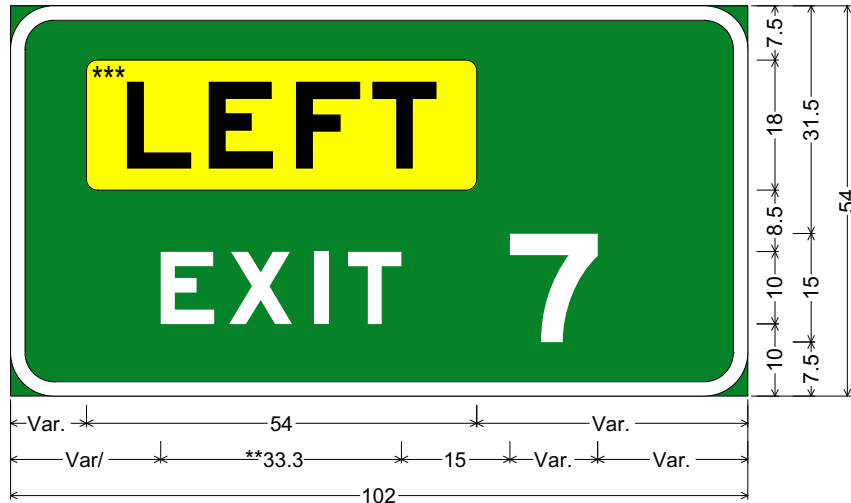
COLORS:
 LEGEND, BORDER - WHITE (RETROREFLECTIVE)
 BACKGROUND - GREEN (RETROREFLECTIVE)



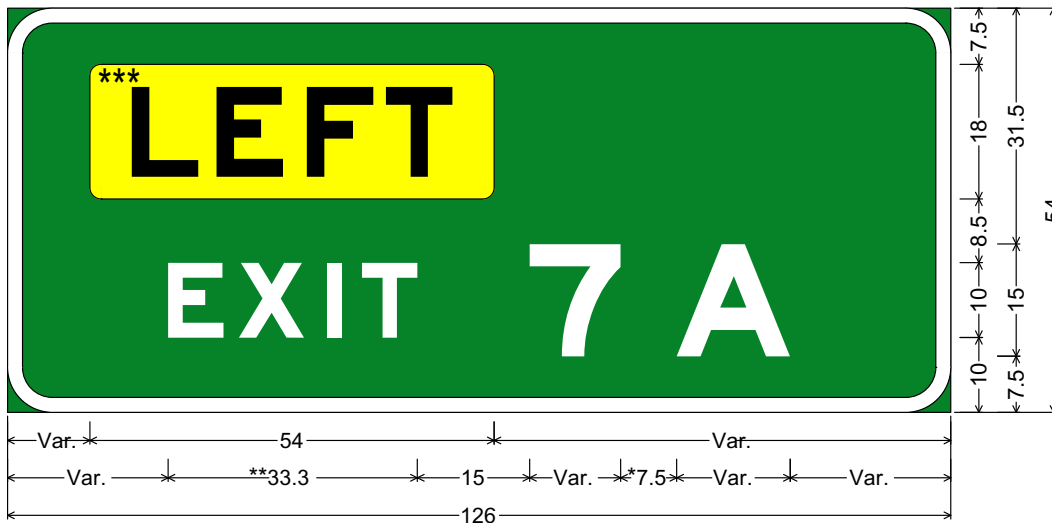
E1-5aP_72x30;
 6.0" Radius, 1.5" Border, Black on, Yellow;
 "LEFT", E Mod 2K specified length;

**E1-5aP
 LEFT**

COLORS:
 LEGEND - BLACK
 BACKGROUND - YELLOW (RETROREFLECTIVE)



6.0" Radius, 2.0" Border, White on, Green;
 Rounded Rectangle 1.5" Radius Yellow;
 "EXIT", E Mod 2K specified length; "7", E Mod 2K;

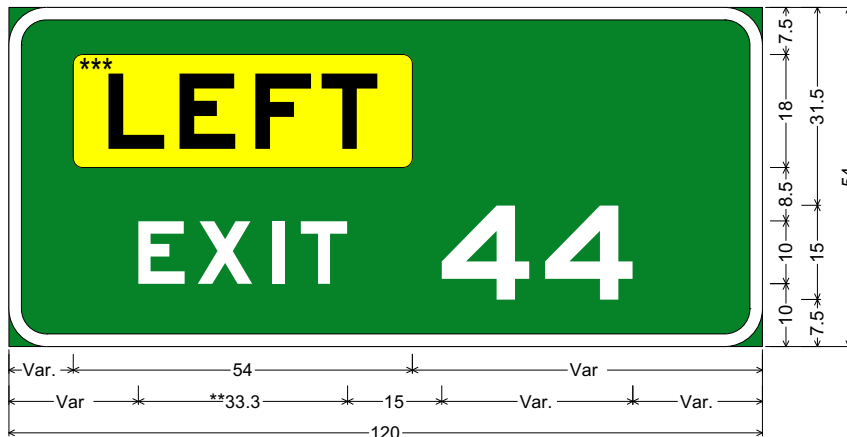


6.0" Radius, 2.0" Border, White on, Green;
 Rounded Rectangle 1.5" Radius Yellow;
 "EXIT", E Mod 2K specified length; "7 A", E Mod 2K;

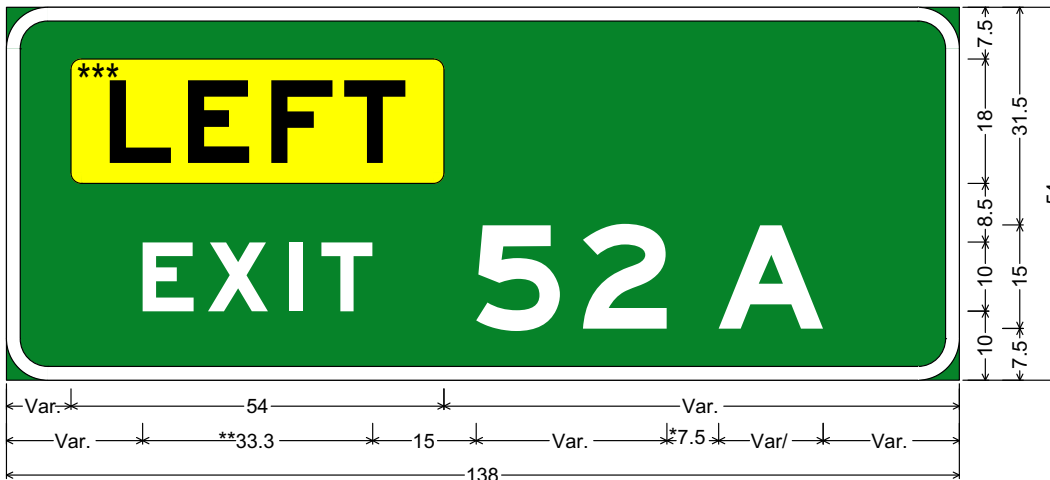
- * 7.5" space between the exit number and the letter A.
 9" space between the exit number and all other letters (B, C, D).
- ** EXIT 33.3" specified length.
- *** For overlay details see Sign E11-2.

E1-5bP Exit Number (Plaque) One Digit

COLORS:
 LEGEND, BORDER - WHITE (RETROREFLECTIVE)
 BACKGROUND - GREEN (RETROREFLECTIVE)



6.0" Radius, 2.0" Border, White on, Green;
 Rounded Rectangle 1.5" Radius Yellow;
 "EXIT", E Mod 2K specified length; "44", E Mod 2K;

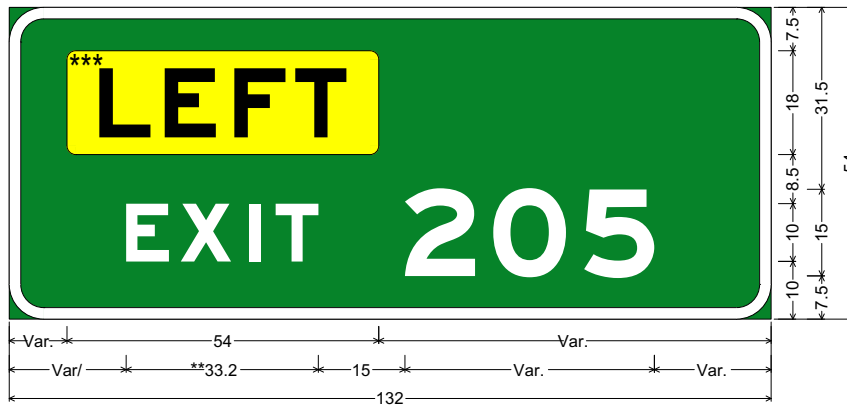


6.0" Radius, 2.0" Border, White on, Green;
 Rounded Rectangle 1.5" Radius Yellow;
 "EXIT", E Mod 2K specified length; "52 A", E Mod 2K;

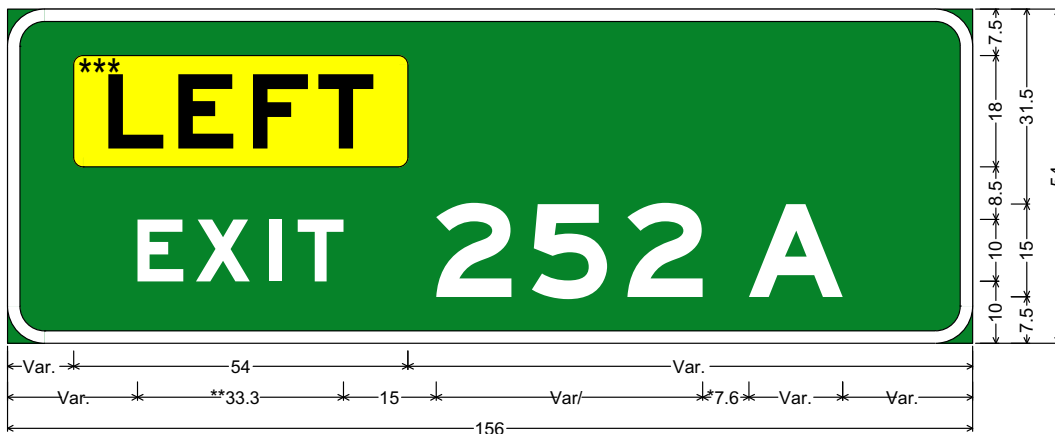
- * **7.5" space between the exit number and the letter A.**
9" space between the exit number and all other letters (B, C, D).
- ** **EXIT 33.3" specified length.**
- *** **For overlay details see Sign E11-2.**

E1-5bP Exit Number (Plaque) Two Digits

COLORS:
 LEGEND, BORDER - WHITE (RETROREFLECTIVE)
 BACKGROUND - GREEN (RETROREFLECTIVE)



6.0" Radius, 2.0" Border, White on, Green;
 Rounded Rectangle 1.5" Radius Yellow;
 "EXIT", E Mod 2K specified length; "205", E Mod 2K;




6.0" Radius, 2.0" Border, White on, Green;
 Rounded Rectangle 1.5" Radius Yellow;
 "EXIT", E Mod 2K specified length; "252 A", E Mod 2K;

- * 7.5" space between the exit number and the letter A.
 9" space between the exit number and all other letters (B, C, D).
- ** EXIT 33.3" specified length.
- *** For overlay details see Sign E11-2.

E1-5bP Exit Number (Plaque) Three Digits

COLORS:
 LEGEND, BORDER - WHITE (RETROREFLECTIVE)
 BACKGROUND - GREEN (RETROREFLECTIVE)

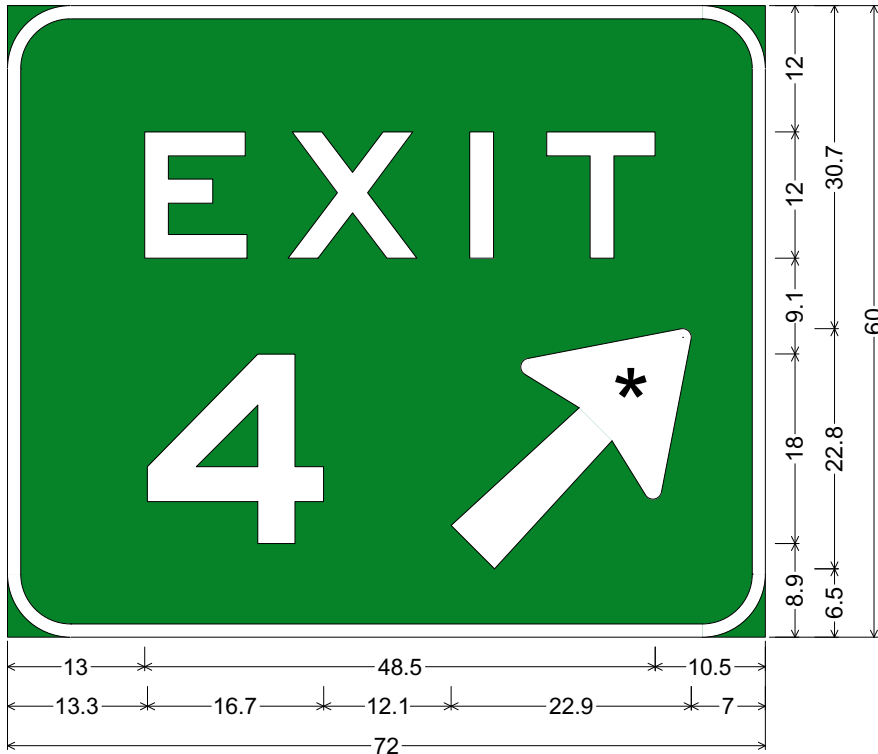


EXIT 45 DEG ARROW;
 6.0" Radius, 1.3" Border, White on, Green;
 "EXIT", F 2K specified length; Arrow 16 - 29.0" 45';

* See FHWA Standard Highway Signs book for arrow design.

E5-1 EXIT (with Arrow)

COLORS:
 LEGEND, BORDER - WHITE (RETROREFLECTIVE)
 BACKGROUND - GREEN (RETROREFLECTIVE)




EXIT 4 45 DEG ARROW;
 6.0" Radius, 1.3" Border, White on, Green;
 "EXIT", F 2K specified length; "4", E Mod 2K; Arrow 16 - 29.0" 45';

* See FHWA Standard Highway Signs book for arrow design.

E5-1a **EXIT (with Arrow and Exit Number) One Digit**

COLORS:
 LEGEND, BORDER - WHITE (RETROREFLECTIVE)
 BACKGROUND - GREEN (RETROREFLECTIVE)



EXIT 4A 45 DEG ARROW;
 9.0" Radius, 1.5" Border, White on, Green;
 "EXIT", F 2K specified length; "4 A", E Mod 2K;
 Arrow 16 - 29.0" 45';

* See FHWA Standard Highway Signs book for arrow design.

NOTE: 9" space between the exit number and all other letters (B, C, D).

E5-1aM (old E5-1b) EXIT (with Arrow and Exit Number) One Digit One Suffix

COLORS:
 LEGEND, BORDER - WHITE (RETROREFLECTIVE)
 BACKGROUND - GREEN (RETROREFLECTIVE)

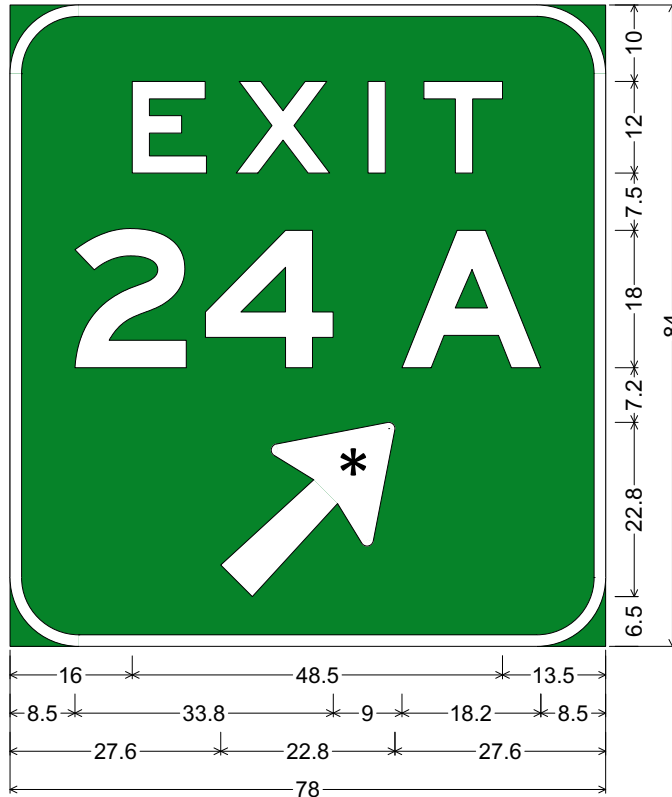


EXIT 44 45 DEG ARROW;
 9.0" Radius, 1.5" Border, White on, Green;
 "EXIT", F 2K specified length;
 "24", E Mod 2K specified length;
 Arrow 16 - 29.0" 45';

* See FHWA Standard Highway Signs book for arrow design.

E5-1aM (old E5-1b)
EXIT (with Arrow and Exit Number) Two Digits

COLORS:
 LEGEND, BORDER - WHITE (RETROREFLECTIVE)
 BACKGROUND - GREEN (RETROREFLECTIVE)



EXIT 24A 45 DEG ARROW;
 9.0" Radius, 1.5" Border, White on, Green;
 "EXIT", F 2K specified length; "24 A", E Mod 2K;
 Arrow 16 - 29.0" 45';

* See FHWA Standard Highway Signs book for arrow design.

NOTE: 9" space between the exit number and all other letters (B, C, D).

E5-1aM (old E5-1b) **EXIT (with Arrow and Exit Number) Two Digits One Suffix**

COLORS:
 LEGEND, BORDER - WHITE (RETROREFLECTIVE)
 BACKGROUND - GREEN (RETROREFLECTIVE)

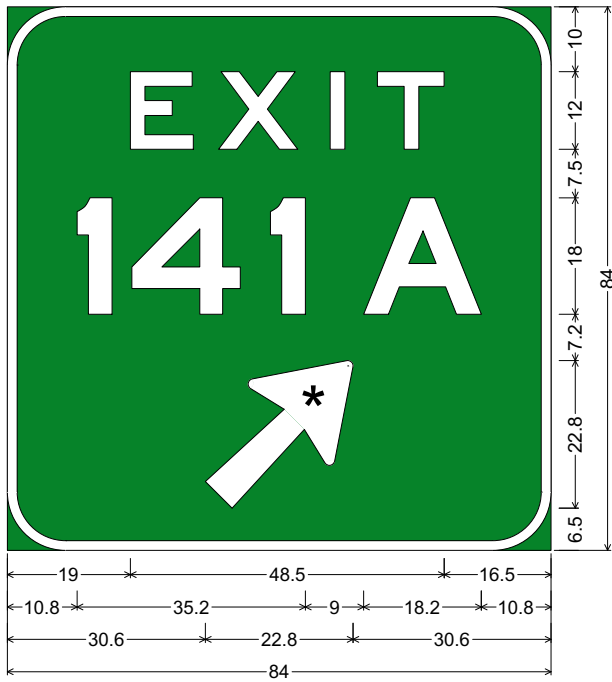


EXIT 244 45 DEG ARROW;
 9.0" Radius, 1.5" Border, White on, Green;
 "EXIT", F 2K specified length; "244", E Mod 2K;
 Arrow 16 - 29.0" 45';

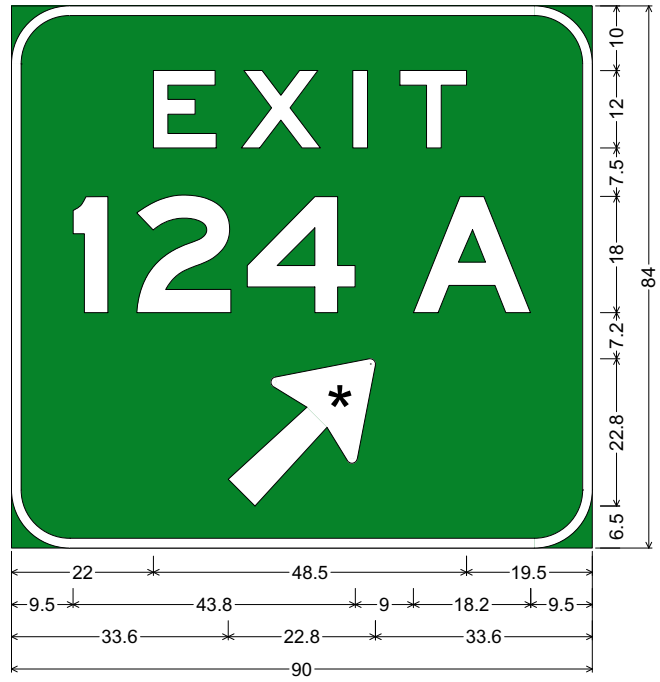
* See FHWA Standard Highway Signs book for arrow design.

E5-1aM (old E5-1b) **EXIT (with Arrow and Exit Number) Three Digits**

COLORS:
 LEGEND, BORDER - WHITE (RETROREFLECTIVE)
 BACKGROUND - GREEN (RETROREFLECTIVE)



EXIT 141A 45 DEG ARROW;
 9.0" Radius, 1.5" Border, White on, Green;
 "EXIT", F 2K specified length; "141 A", E Mod 2K;
 Arrow 16 - 29.0" 45';



EXIT 124A 45 DEG ARROW;
 9.0" Radius, 1.5" Border, White on, Green;
 "EXIT", F 2K specified length; "124 A", E Mod 2K;
 Arrow 16 - 29.0" 45';



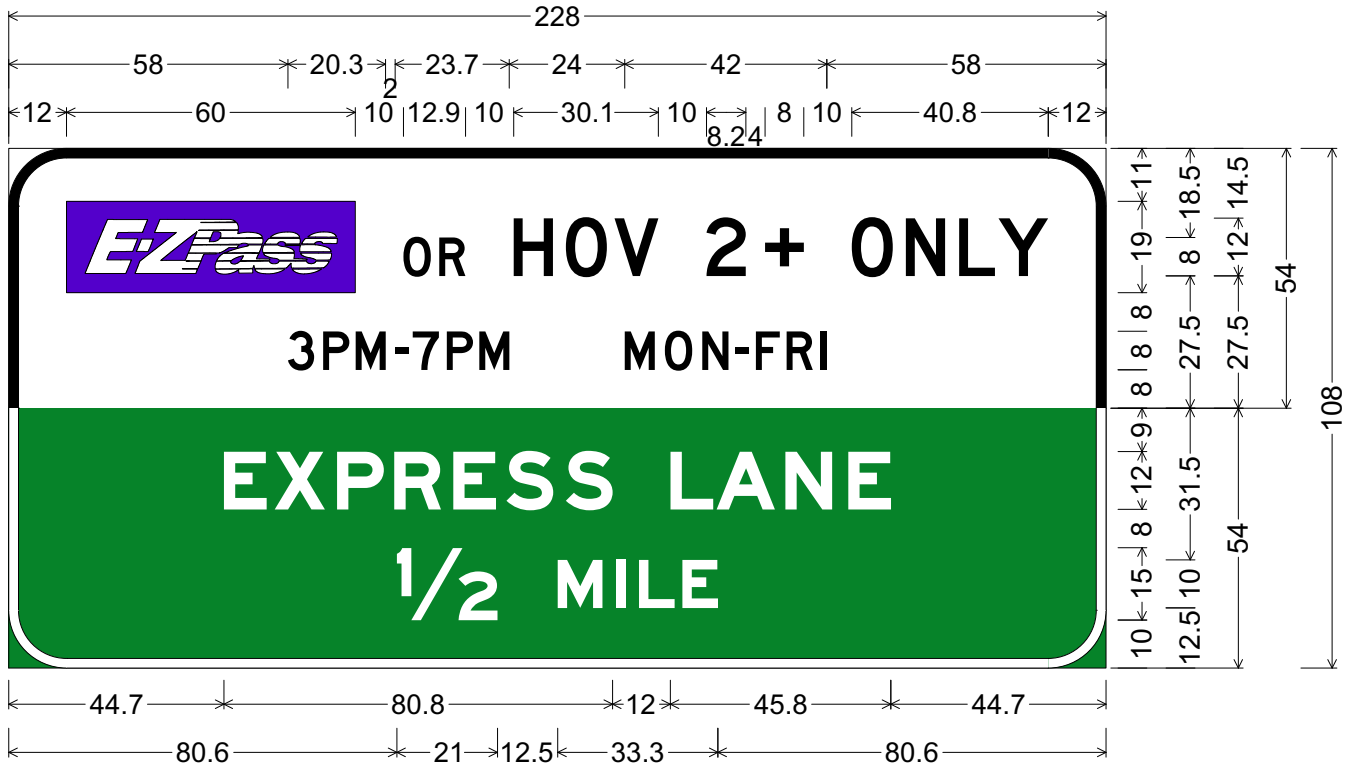
EXIT 244A 45 DEG ARROW;
 9.0" Radius, 1.5" Border, White on, Green;
 "EXIT", F 2K specified length; "244 A", E Mod 2K;
 Arrow 16 - 29.0" 45';

* See FHWA Standard Highway Signs book for arrow design.

NOTE: 9" space between the exit number and all other letters (B, C, D).

E5-1aM (old E5-1b) EXIT (with Arrow and Exit Number) Three Digits One Suffix

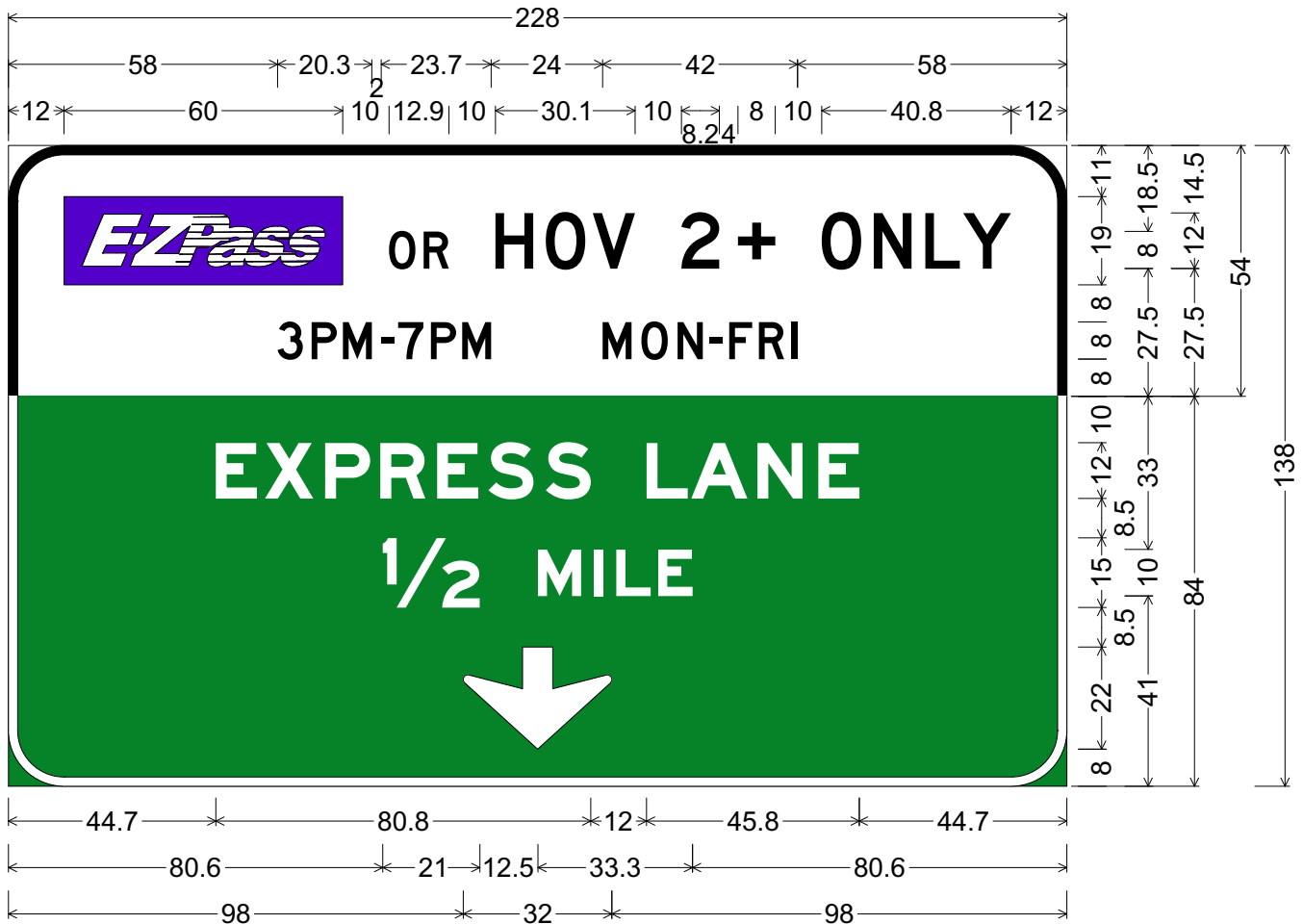
COLORS:
 LEGEND, BORDER - WHITE (RETROREFLECTIVE)
 BACKGROUND - GREEN (RETROREFLECTIVE)



12.0" Radius, 2.0" Border, Black on White;
 "OR HOV 2 + ONLY", D 2K specified length;
 "3PM -7PM", D 2K specified length; "MON-FRI", D 2K specified length;
 12.0" Radius, 2.0" Border, White on Green;
 "EXPRESS LANE", E Mod 2K; "1/2 MILE", E Mod 2K;

E8-X1
EXPRESS LANE 1/2 MILE Advance Guide Sign

COLORS:
 LEGEND, BORDER - WHITE (RETROREFLECTIVE)
 BACKGROUND - GREEN (RETROREFLECTIVE)

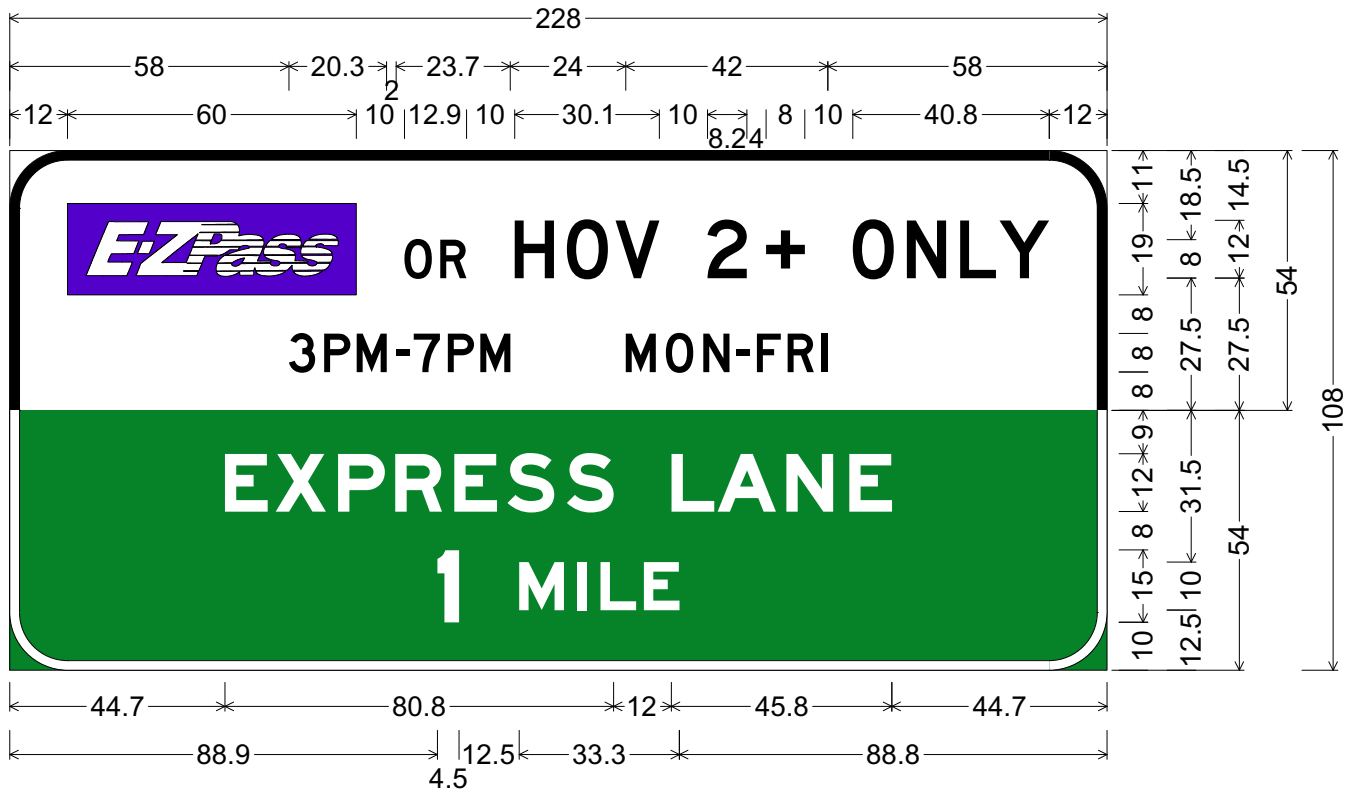


12.0" Radius, 2.0" Border, Black on White;
 "OR HOV 2 + ONLY", D 2K specified length;
 "3PM -7PM", D 2K specified length; "MON-FRI", D 2K specified length;

12.0" Radius, 2.0" Border, White on Green;
 "EXPRESS LANE", E Mod 2K; "1/2 MILE", E Mod 2K; Down Arrow 22.0" 270°;

E8-X1a
EXPRESS LANE 1/2 MILE with Arrow Advance Guide Sign

COLORS:
 LEGEND, BORDER - WHITE (RETROREFLECTIVE)
 BACKGROUND - GREEN (RETROREFLECTIVE)



- 12.0" Radius, 2.0" Border, Black on White;
- "OR HOV 2 + ONLY", D 2K specified length;
- "3PM -7PM", D 2K specified length; "MON-FRI", D 2K specified length;
- 12.0" Radius, 2.0" Border, White on Green;
- "EXPRESS LANE", E Mod 2K; "1 MILE", E Mod 2K;

E8-X2
EXPRESS LANE 1 MILE Advance Guide Sign

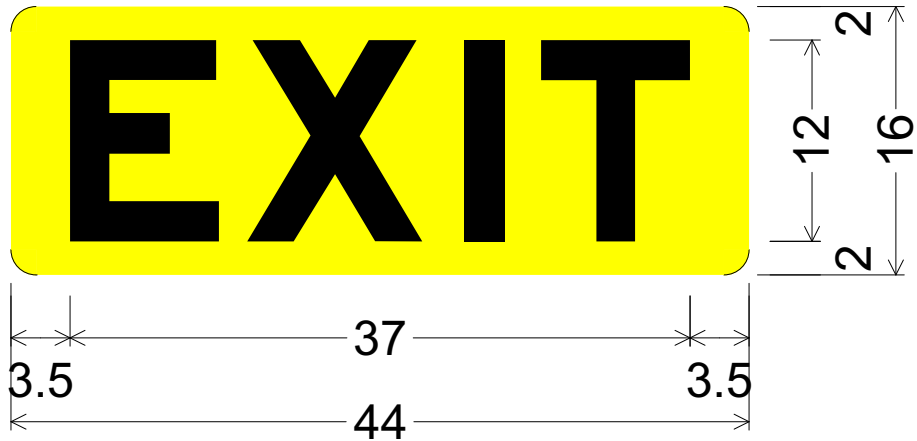
COLORS:
 LEGEND, BORDER - WHITE (RETROREFLECTIVE)
 BACKGROUND - GREEN (RETROREFLECTIVE)



12.0" Radius, 2.0" Border, Black on White;
 "OR HOV 2 + ONLY", D 2K specified length;
 "3PM -7PM", D 2K specified length; "MON-FRI", D 2K specified length;
 12.0" Radius, 2.0" Border, White on Green;
 "EXPRESS LANE", E Mod 2K; "1 MILE", E Mod 2K; Down Arrow 22.0" 270°;

E8-X2a
EXPRESS LANE 1 MILE with Arrow Advance Guide Sign

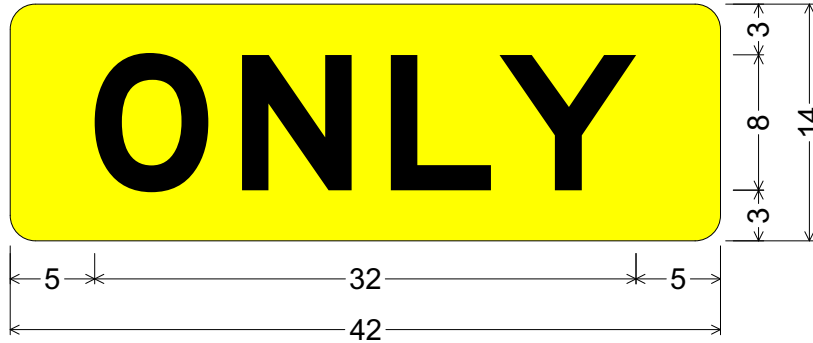
COLORS:
 LEGEND, BORDER - WHITE (RETROREFLECTIVE)
 BACKGROUND - GREEN (RETROREFLECTIVE)



E11-1a;
1.5" Radius, No border, Black on, Yellow;
"EXIT", E Mod 2K;

**E11-1a
EXIT (Overlay)**

COLORS:
LEGEND, BORDER - BLACK (RETROREFLECTIVE)
BACKGROUND - YELLOW (RETROREFLECTIVE)



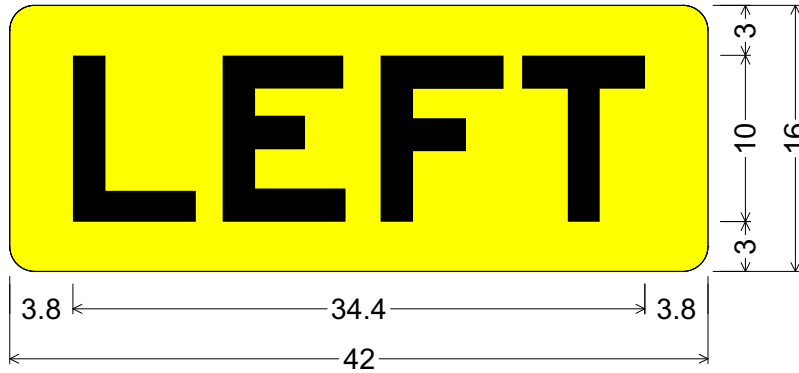
ONLY;
 1.5" Radius, 0.0" Border, Black on, Yellow;
 "ONLY", E Mod 2K specified length;



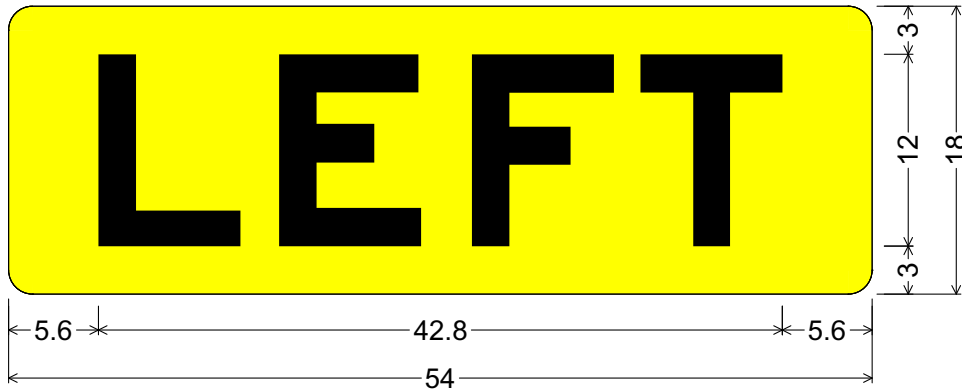
E11-1b;
 1.5" Radius, No border, Black on, Yellow;
 "ONLY", E Mod 2K;

**E11-1b
 ONLY (Overlay)**

COLORS:
 LEGEND - BLACK
 BACKGROUND - YELLOW (RETROREFLECTIVE)



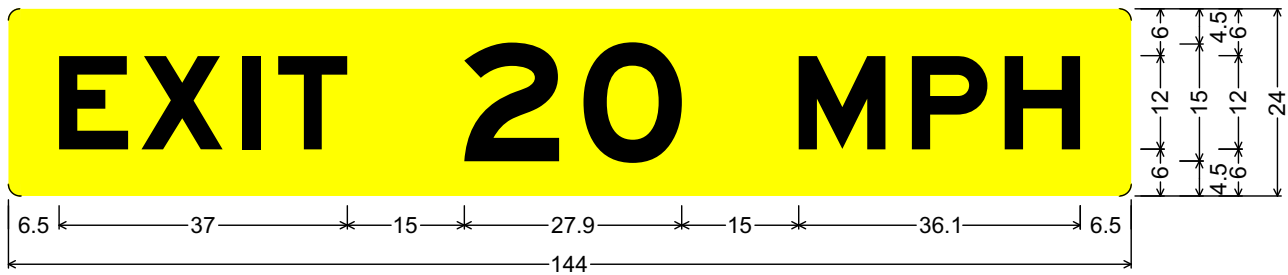
E11-2_42X16;
 1.5" Radius, 0.0" Border, Black on Yellow;
 "LEFT" Black, E Mod 2K;



E11-2_54x18;
 1.5" Radius, 0.0" Border, White on, Yellow;
 "LEFT" Black, E Mod 2K specified length;

E11-2 LEFT (Overlay)

COLORS:	
LEGEND	- BLACK
BACKGROUND	- YELLOW (RETROREFLECTIVE)



E13-2;
 1.5" Radius, No border, None on, Yellow;
 "EXIT 20 MPH" Black, E Mod 2K;

E13-2
EXIT 20 MPH (Overlay)

COLORS:
 LEGEND - BLACK
 BACKGROUND - YELLOW (RETROREFLECTIVE)