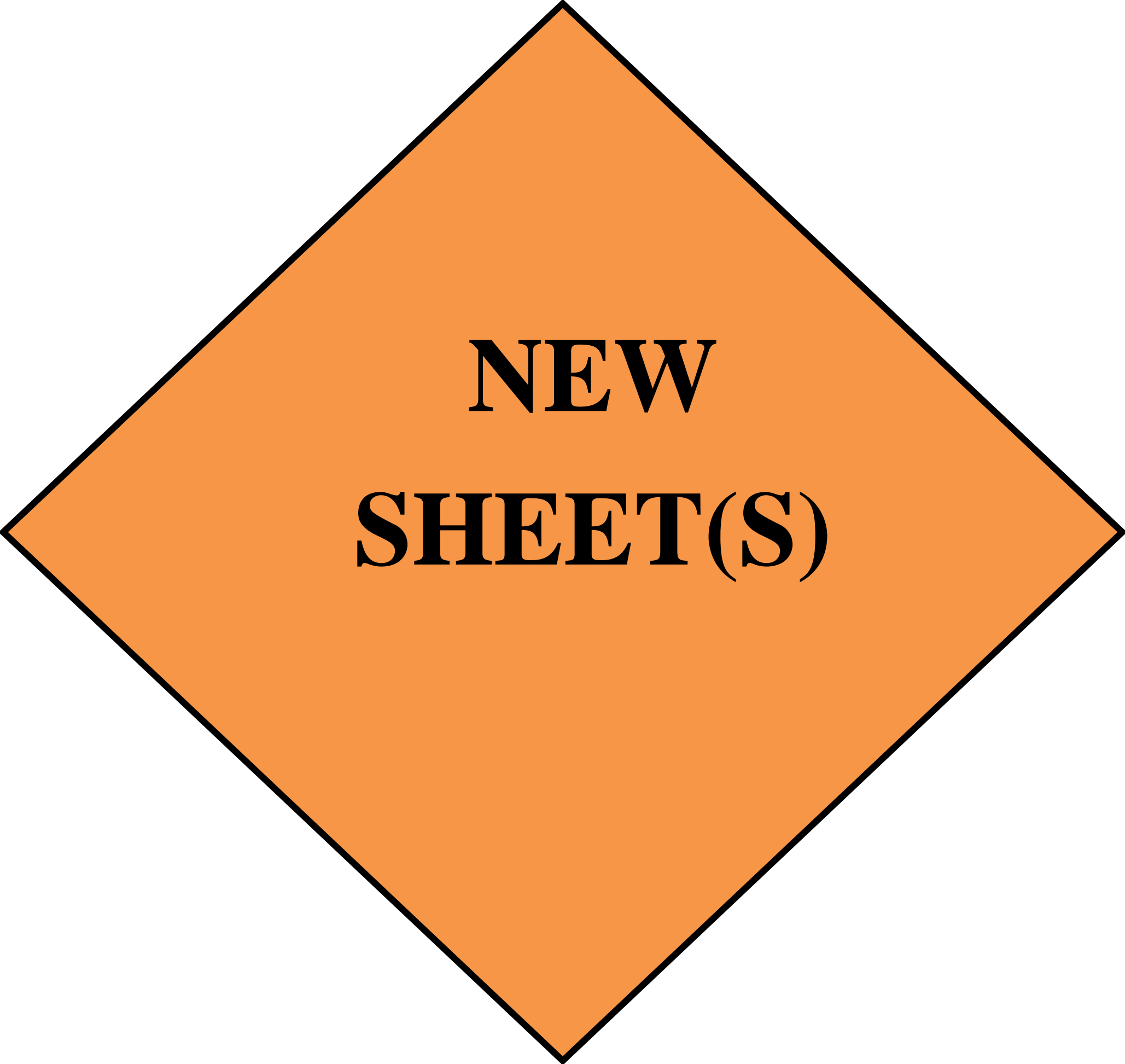
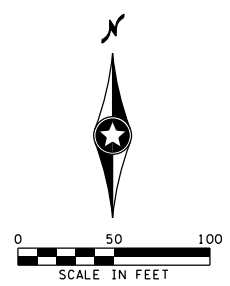
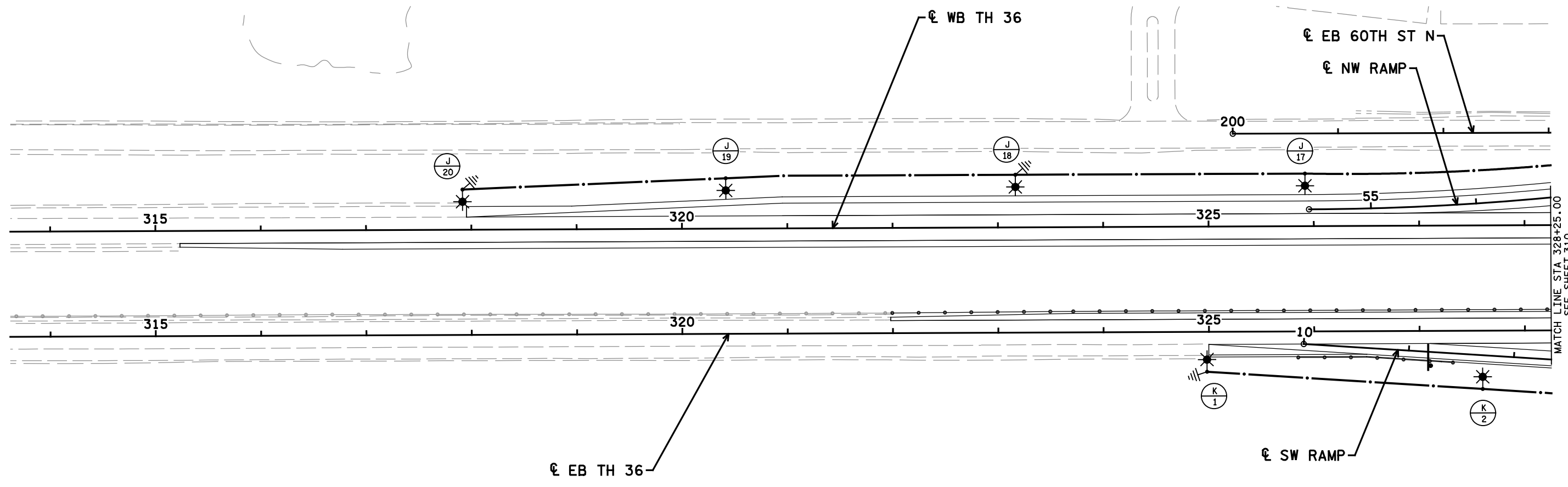




**STOP**



**NEW  
SHEET(S)**



**FEED POINT T07J**

NO.	STATION	L	R	LOCATION	TYPE	FOUNDATION	NOTES
17	325+92	X		WB TH 36	9-49	DESIGN H	
18	323+17	X		WB TH 36	9-49	DESIGN H	
19	320+42	X		WB TH 36	9-49	DESIGN H	
20	317+92	X		WB TH 36	9-49	DESIGN H	

**FEED POINT T07K**

NO.	STATION	L	R	LOCATION	TYPE	FOUNDATION	NOTES
1	324+98		X	EB TH 36	9-49	DESIGN H	
2	11+72		X	SW RAMP	9-49	DESIGN H	

GENERAL NOTES:  
SEE SHEET NO. 305 FOR LEGEND.

10:16:22 AM 11/25/2020 H:\Projects\10207\10207\CAD\_BITMAP\Plan\10207\_1101.dgn

NO	DATE	BY	CKD	APPR	REVISION

I hereby certify that this plan, specification, or report was prepared by me or under my direct supervision and that I am a duly Licensed Professional Engineer under the laws of the State of Minnesota.  
Print Name: STEVE MCHENRY  
*Steve Mchenry*  
Date 11/25/2020 License # 46710


STATE PROJECT NO. 082-615-034  
8204-74 (TH 36)  
STATE AID PROJECT NO. 169-020-011  
CITY OF LAKE ELMO  
PROJECT NO. 2017.153

DRAWN BY T. RICHARDSON  
DESIGNED BY T. RICHARDSON  
CHECKED BY S. MCHENRY  
COMM. NO. 10207



WASHINGTON COUNTY  
LIGHTING PLANS AND DETAILS  
TH 36 & CSAH 15 N INTERCHANGE

SHEET  
309  
OF  
587



### FEED POINT T07J

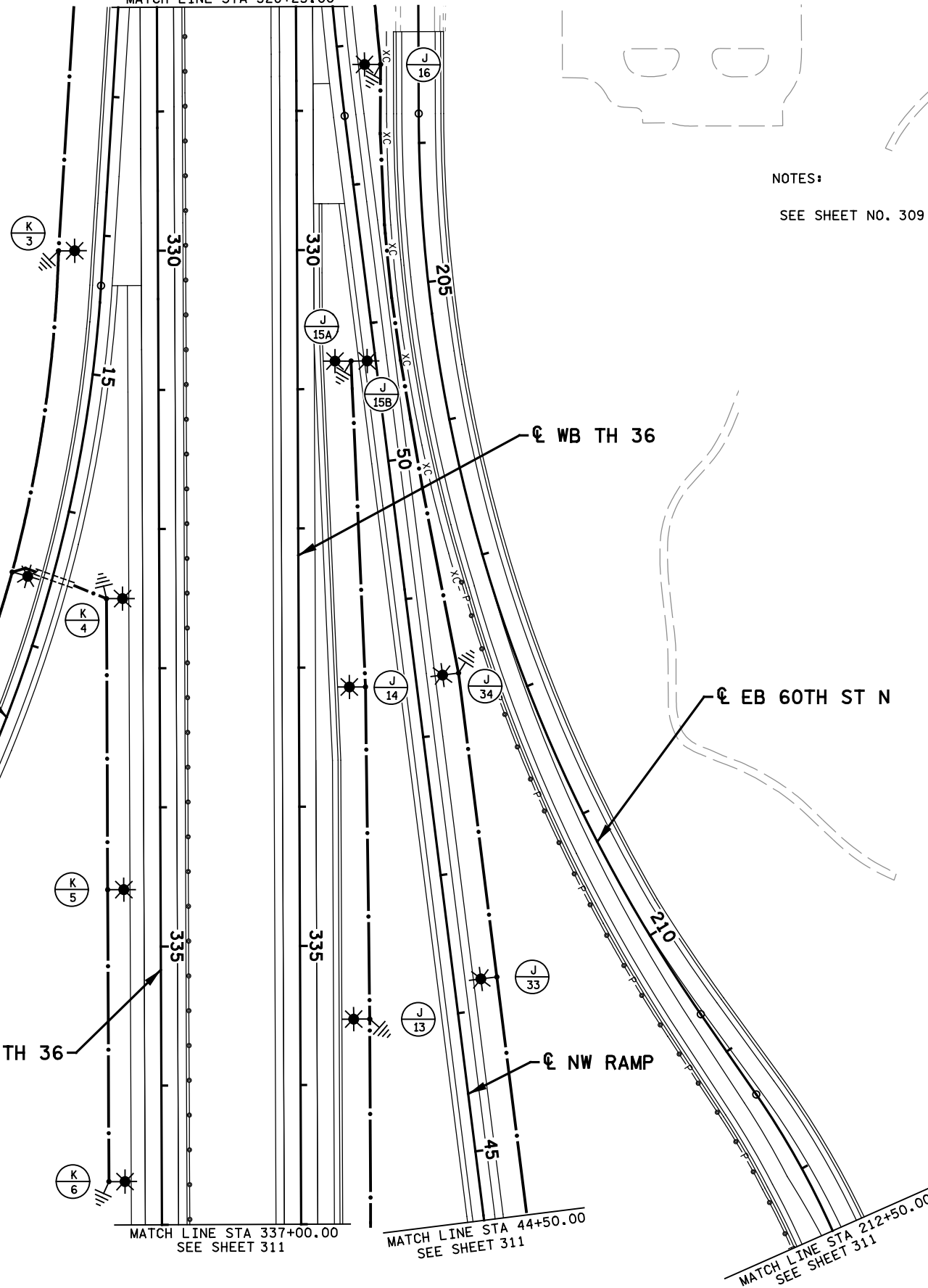
NO.	STATION	L	R	LOCATION	TYPE	FOUNDATION	NOTES
13	335+53	X		WB TH 36	9-49	DESIGN H	
14	333+14	X		WB TH 36	9-49	DESIGN H	
15A	330+80	X		WB TH 36	9D-49	DESIGN H	
15B							
16	52+84		X	NW RAMP	9-49	DESIGN H	1
33	46+22		X	NW RAMP	9-40	DESIGN E	
34	48+42		X	NW RAMP	9-40	DESIGN E	

NOTES:  
 1. PLACE CENTER OF LIGHT FOUNDATION 22' FROM EDGE OF TRAVEL LANE.

### FEED POINT T07K

NO.	STATION	L	R	LOCATION	TYPE	FOUNDATION	NOTES
3	14+13		X	SW RAMP	9-49	DESIGN H	
4	332+50		X	EB TH 36	9-49	DESIGN H	
5	334+59		X	EB TH 36	9-49	DESIGN H	
6	336+69		X	EB TH 36	9-49	DESIGN H	
18	16+53		X	SW RAMP	9-40	DESIGN E	
19	18+37		X	SW RAMP	9-40	DESIGN E	
20	20+45	X		SW RAMP	9-40	DESIGN E	

SEE SHEET 309  
 MATCH LINE STA 328+25.00



NOTES:  
 SEE SHEET NO. 309 FOR GENERAL NOTES AND LEGEND.

RWALL 3

MATCH LINE STA 21+75.00  
 SEE SHEET 311

MATCH LINE STA 337+00.00  
 SEE SHEET 311

MATCH LINE STA 44+50.00  
 SEE SHEET 311

MATCH LINE STA 212+50.00  
 SEE SHEET 311

I hereby certify that this plan, specification, or report was prepared by me or under my direct supervision and that I am a duly Licensed Professional Engineer under the laws of the State of Minnesota.  
 Print Name: STEVE MCHENRY  
 Date: 11/25/2020 License #: 46710

STATE PROJECT NO. 082-615-034  
 8204-74 (TH 36)  
 STATE AID PROJECT NO. 169-020-011  
 CITY OF LAKE ELMO  
 PROJECT NO. 2017.153

DRAWN BY T. RICHARDSON  
 DESIGNED BY T. RICHARDSON  
 CHECKED BY S. MCHENRY  
 COMM. NO. 10207

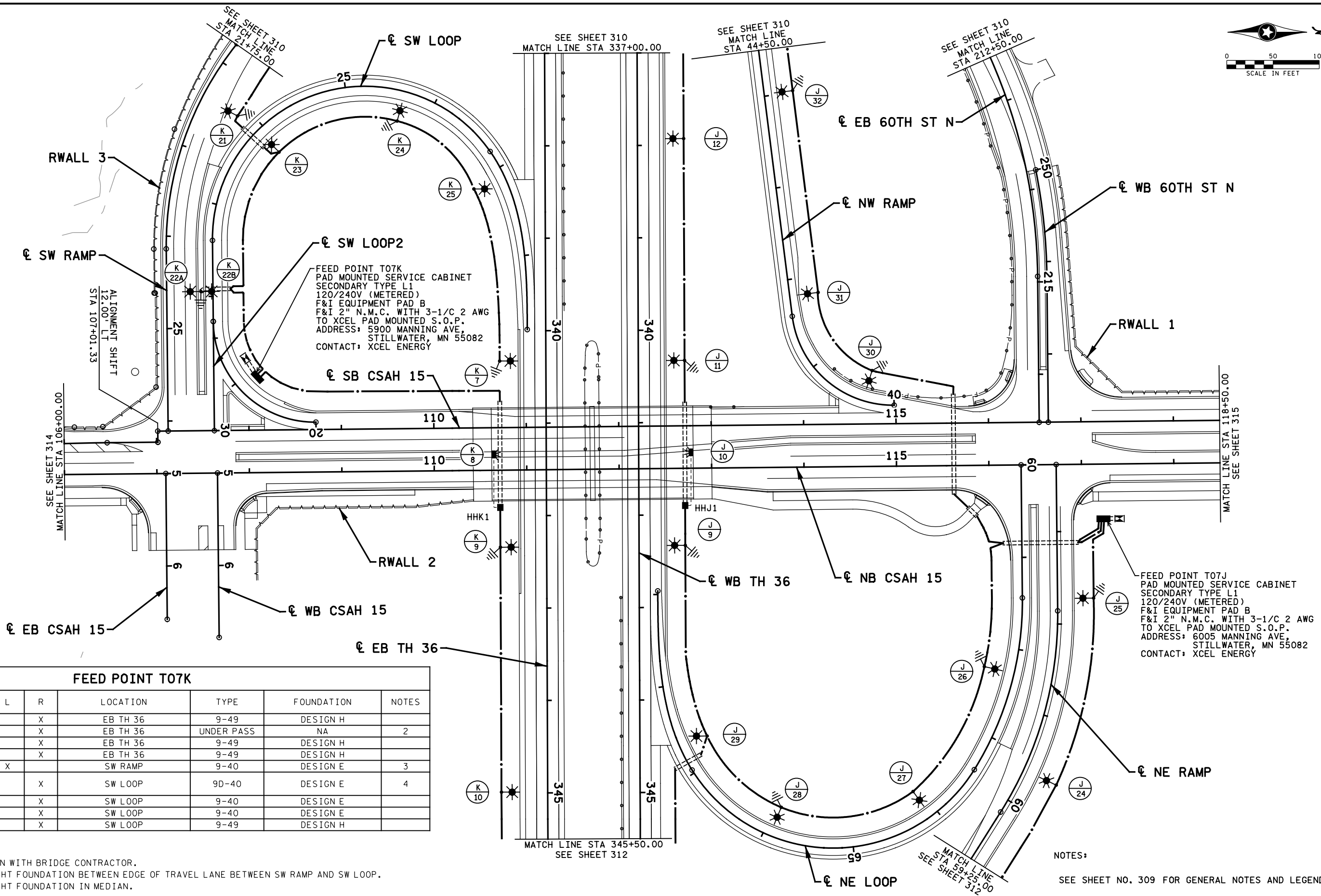
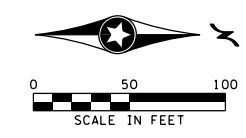


WASHINGTON COUNTY  
 LIGHTING PLANS AND DETAILS  
 TH 36 & CSAH 15 N INTERCHANGE

SHEET 310 OF 587

10:16:23 AM  
 11/27/2020  
 H:\Projects\10207\CAD\_BITMAP\lan\Final\lan\Final\10207\_1102.dgn

NO DATE BY CKD APPR REVISION  
 ...lan\Final\lan\Final\10207\_1102.dgn



FEED POINT T07K  
 PAD MOUNTED SERVICE CABINET  
 SECONDARY TYPE L1  
 120/240V (METERED)  
 F&I EQUIPMENT PAD B  
 F&I 2" N.M.C. WITH 3-1/2 AWG  
 TO XCEL PAD MOUNTED S.O.P.  
 ADDRESS: 5900 MANNING AVE,  
 STILLWATER, MN 55082  
 CONTACT: XCEL ENERGY

FEED POINT T07J  
 PAD MOUNTED SERVICE CABINET  
 SECONDARY TYPE L1  
 120/240V (METERED)  
 F&I EQUIPMENT PAD B  
 F&I 2" N.M.C. WITH 3-1/2 AWG  
 TO XCEL PAD MOUNTED S.O.P.  
 ADDRESS: 6005 MANNING AVE,  
 STILLWATER, MN 55082  
 CONTACT: XCEL ENERGY

FEED POINT T07K

NO.	STATION	L	R	LOCATION	TYPE	FOUNDATION	NOTES
7	340+33		X	EB TH 36	9-49	DESIGN H	
8	341+34		X	EB TH 36	UNDER PASS	NA	2
9	342+34		X	EB TH 36	9-49	DESIGN H	
10	344+99		X	EB TH 36	9-49	DESIGN H	
21	22+44	X		SW RAMP	9-40	DESIGN E	3
22A	22+05		X	SW LOOP	9D-40	DESIGN E	4
22B	22+05		X	SW LOOP	9D-40	DESIGN E	4
23	23+93		X	SW LOOP	9-40	DESIGN E	
24	25+65		X	SW LOOP	9-40	DESIGN E	
25	27+09		X	SW LOOP	9-49	DESIGN H	

- NOTES:  
 2. COORDINATE LOCATION WITH BRIDGE CONTRACTOR.  
 3. PLACE CENTER OF LIGHT FOUNDATION BETWEEN EDGE OF TRAVEL LANE BETWEEN SW RAMP AND SW LOOP.  
 4. PLACE CENTER OF LIGHT FOUNDATION IN MEDIAN.

NOTES:  
 SEE SHEET NO. 309 FOR GENERAL NOTES AND LEGEND.

10:16:24 AM H:\Projects\10207\10207\CAD\BIM\Plan\10207.dgn

NO	DATE	BY	CKD	APPR	REVISION

I hereby certify that this plan, specification, or report was prepared by me or under my direct supervision and that I am a duly Licensed Professional Engineer under the laws of the State of Minnesota.  
 Print Name: STEVE MCHENRY  
 Date: 11/25/2020 License #: 46710

STATE PROJECT NO. 082-615-034  
 8204-74 (TH 36)  
 STATE AID PROJECT NO. 169-020-011  
 CITY OF LAKE ELMO  
 PROJECT NO. 2017.153

DRAWN BY T. RICHARDSON  
 DESIGNED BY T. RICHARDSON  
 CHECKED BY S. MCHENRY  
 COMM. NO. 10207

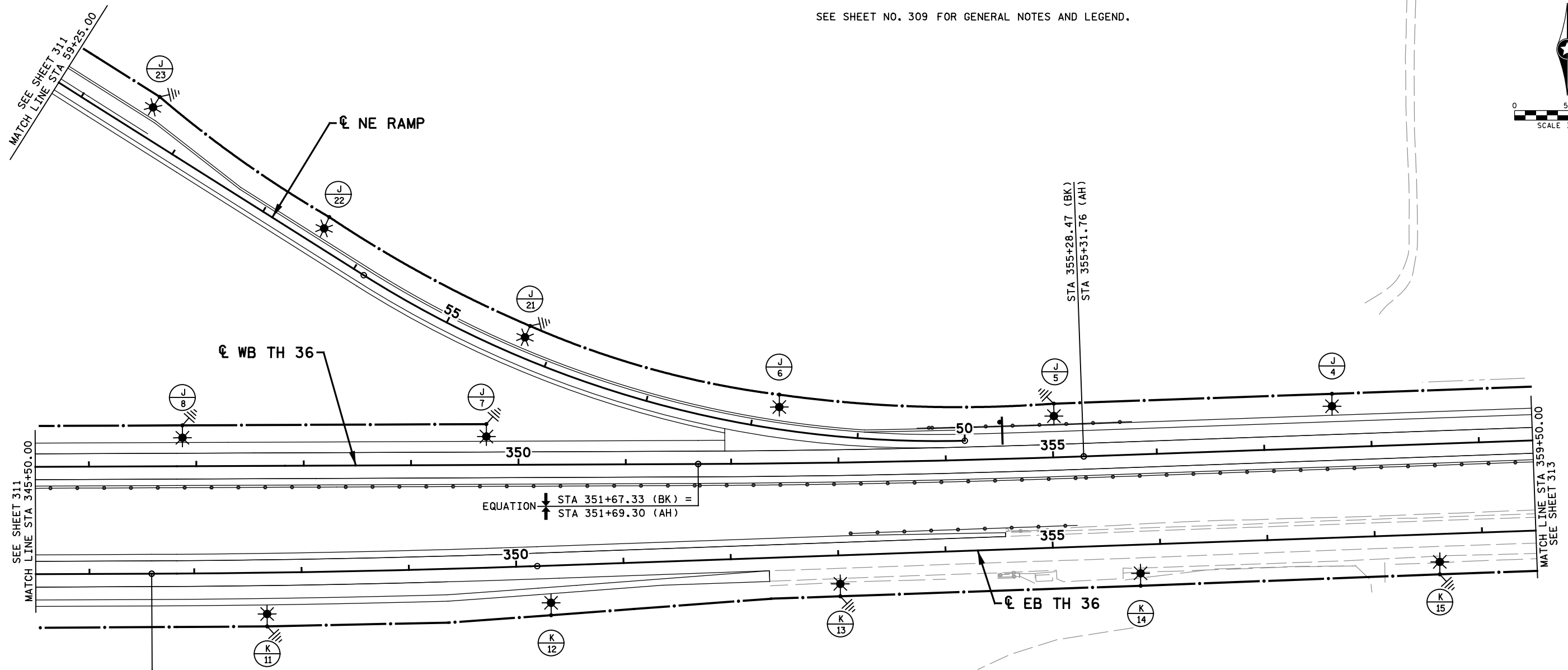
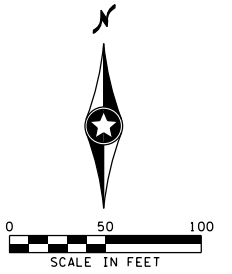


WASHINGTON COUNTY  
 LIGHTING PLANS AND DETAILS  
 TH 36 & CSAH 15 N INTERCHANGE

SHEET 311 OF 587

NOTES:

SEE SHEET NO. 309 FOR GENERAL NOTES AND LEGEND.



EQUATION  
 STA 346+58.03 (BK) =  
 STA 346+60.40 (AH)

FEED POINT T07J

NO.	STATION	L	R	LOCATION	TYPE	FOUNDATION	NOTES
4	357+65	X		WB TH 36	9-49	DESIGN H	
5	355+02	X		WB TH 36	9-49	DESIGN H	
6	51+78		X	NE RAMP	9-49	DESIGN H	
7	349+70	X		WB TH 36	9-49	DESIGN H	
8	346+87	X		WB TH 36	9-49	DESIGN H	
21	54+27		X	NE RAMP	9-40	DESIGN E	5
22	56+45		X	NE RAMP	9-40	DESIGN E	
23	58+38		X	NE RAMP	9-40	DESIGN E	

FEED POINT T07K

NO.	STATION	L	R	LOCATION	TYPE	FOUNDATION	NOTES
11	347+67		X	EB TH 36	9-49	DESIGN H	
12	350+31		X	EB TH 36	9-49	DESIGN H	
13	353+01		X	EB TH 36	9-49	DESIGN H	
14	355+80		X	EB TH 36	9-49	DESIGN H	
15	358+59		X	EB TH 36	9-49	DESIGN H	

FEED POINT T07J (SEE SHEET 311)

NO.	STATION	L	R	LOCATION	TYPE	FOUNDATION	NOTES
9	342+33	X		WB TH 36	9-49	DESIGN H	
10	341+32	X		WB TH 36	UNDER PASS	NA	2
11	340+33	X		WB TH 36	9-49	DESIGN H	
12	337+93	X		WB TH 36	9-49	DESIGN H	
24	60+37		X	NE RAMP	9-40	DESIGN E	
25	62+28		X	NE RAMP	9-40	DESIGN E	
26	62+26		X	NE LOOP	9-40	DESIGN E	
27	64+09		X	NE LOOP	9-40	DESIGN E	
28	65+92		X	NE LOOP	9-40	DESIGN E	
29	67+31		X	NE LOOP	9-49	DESIGN H	1
30	40+35		X	NW RAMP	9-40	DESIGN E	
31	41+82		X	NW RAMP	9-40	DESIGN E	
32	44+02		X	NW RAMP	9-40	DESIGN E	

NOTES:

1. PLACE CENTER OF LIGHT FOUNDATION 22' FROM EDGE OF TRAVEL LANE.
2. COORDINATE LOCATION WITH BRIDGE CONTRACTOR.
5. PLACE CENTER OF LIGHT FOUNDATION 24' FROM EDGE OF TRAVEL LANE.

10:16:25 AM  
 H:\P\10207\10207\CAD\BIM\Plan\10207\_1104.dgn

NO	DATE	BY	CKD	APPR	REVISION

I hereby certify that this plan, specification, or report was prepared by me or under my direct supervision and that I am a duly Licensed Professional Engineer under the laws of the State of Minnesota.  
 Print Name: STEVE MCHENRY  
  
 Date 11/25/2020 License # 46710

STATE PROJECT NO.  
 082-615-034  
 8204-74 (TH 36)  
 STATE AID PROJECT NO.  
 169-020-011  
 CITY OF LAKE ELMO  
 PROJECT NO. 2017.153

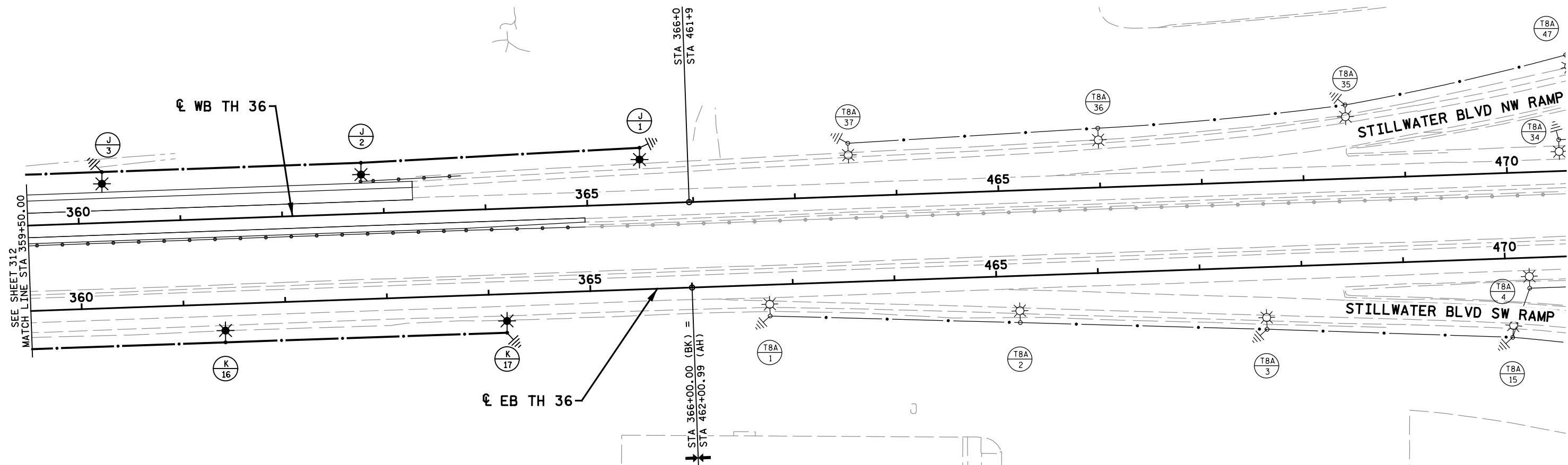
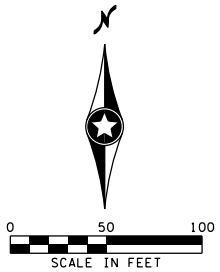
DRAWN BY  
 T. RICHARDSON  
 DESIGNED BY  
 T. RICHARDSON  
 CHECKED BY  
 S. MCHENRY  
 COMM. NO. 10207



WASHINGTON COUNTY  
 LIGHTING PLANS AND DETAILS  
 TH 36 & CSAH 15 N INTERCHANGE

SHEET  
 312  
 OF  
 587





SEE SHEET 312  
MATCH LINE STA 359+50.00

**FEED POINT T07J**

NO.	STATION	L	R	LOCATION	TYPE	FOUNDATION	NOTES
1	365+53	X		WB TH 36	9-49	DESIGN H	
2	362+79	X		WB TH 36	9-49	DESIGN H	
3	360+25	X		WB TH 36	9-49	DESIGN H	

**FEED POINT T07K**

NO.	STATION	L	R	LOCATION	TYPE	FOUNDATION	NOTES
16	361+40		X	EB TH 36	9-49	DESIGN H	
17	364+17		X	EB TH 36	9-49	DESIGN H	

NOTES:  
SEE SHEET NO. 309 FOR GENERAL NOTES AND LEGEND.

10:16:26 AM  
11/27/2020  
H:\Projects\10000\10207\CAD\_BIM\Plan\Final\Plan\10207\_1105.dgn

NO	DATE	BY	CKD	APPR	REVISION

I hereby certify that this plan, specification, or report was prepared by me or under my direct supervision and that I am a duly Licensed Professional Engineer under the laws of the State of Minnesota.  
Print Name: STEVE MCHENRY  
*Steve Mchenry*  
Date 11/25/2020 License # 46710

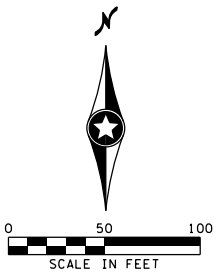
STATE PROJECT NO.  
082-615-034  
8204-74 (TH 36)  
STATE AID PROJECT NO.  
169-020-011  
CITY OF LAKE ELMO  
PROJECT NO. 2017.153

DRAWN BY  
T. RICHARDSON  
DESIGNED BY  
T. RICHARDSON  
CHECKED BY  
S. MCHENRY  
COMM. NO. 10207



**WASHINGTON COUNTY**  
LIGHTING PLANS AND DETAILS  
**TH 36 & CSAH 15 N INTERCHANGE**

**SHEET**  
**313**  
**OF**  
**587**



MATCH LINE STA 106+00.00  
SEE SHEET 311

☉ SB CSAH 15

☉ NB CSAH 15

RWALL 3

105

105

305

300

100

☉ LINDEN AVE N

MANNING AVE N

NOTES:

SEE SHEET NO. 309 FOR GENERAL NOTES AND LEGEND.  
NO LIGHTING THIS SHEET.

10:16:27 AM  
11/25/2020  
H:\Projects\10207\10207\CAD\_BIM\Plan\Ina\Plan\10207\_1106.dgn

NO	DATE	BY	CKD	APPR	REVISION

I hereby certify that this plan, specification, or report was prepared by me or under my direct supervision and that I am a duly Licensed Professional Engineer under the laws of the State of Minnesota.  
Print Name: STEVE MCHENRY  
*Steve Mchenry*  
Date 11/25/2020 License # 46710

STATE PROJECT NO.  
082-615-034  
8204-74 (TH 36)  
STATE AID PROJECT NO.  
169-020-011  
CITY OF LAKE ELMO  
PROJECT NO. 2017.153

DRAWN BY  
T. RICHARDSON  
DESIGNED BY  
T. RICHARDSON  
CHECKED BY  
S. MCHENRY  
COMM. NO. 10207



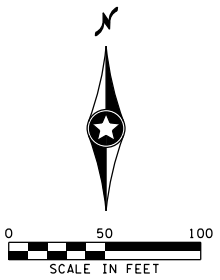
WASHINGTON COUNTY  
LIGHTING PLANS AND DETAILS  
TH 36 & CSAH 15 N INTERCHANGE

SHEET  
314  
OF  
587

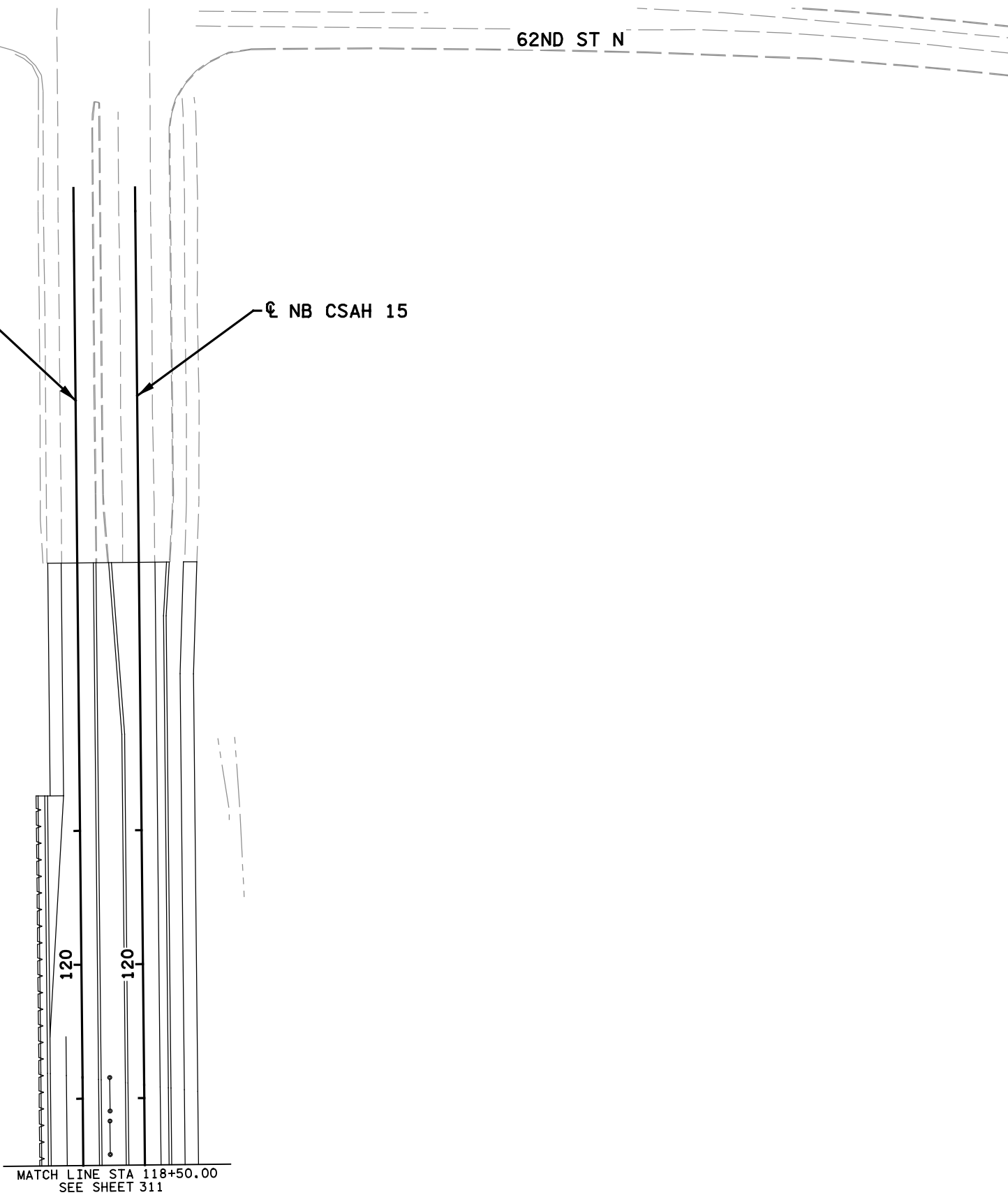


NOTES:

SEE SHEET NO. 309 FOR GENERAL NOTES AND LEGEND.  
NO LIGHTING THIS SHEET.



☉ SB CSAH 15      ☉ NB CSAH 15



10:16:30 AM  
11/25/2020  
H:\Projects\10207\10207\CAD\_BIM\Plan\10207\_1107.dgn

NO	DATE	BY	CKD	APPR	REVISION

I hereby certify that this plan, specification, or report was prepared by me or under my direct supervision and that I am a duly Licensed Professional Engineer under the laws of the State of Minnesota.  
Print Name: STEVE MCHENRY  
*Steve Mchenry*  
Date 11/25/2020 License # 46710

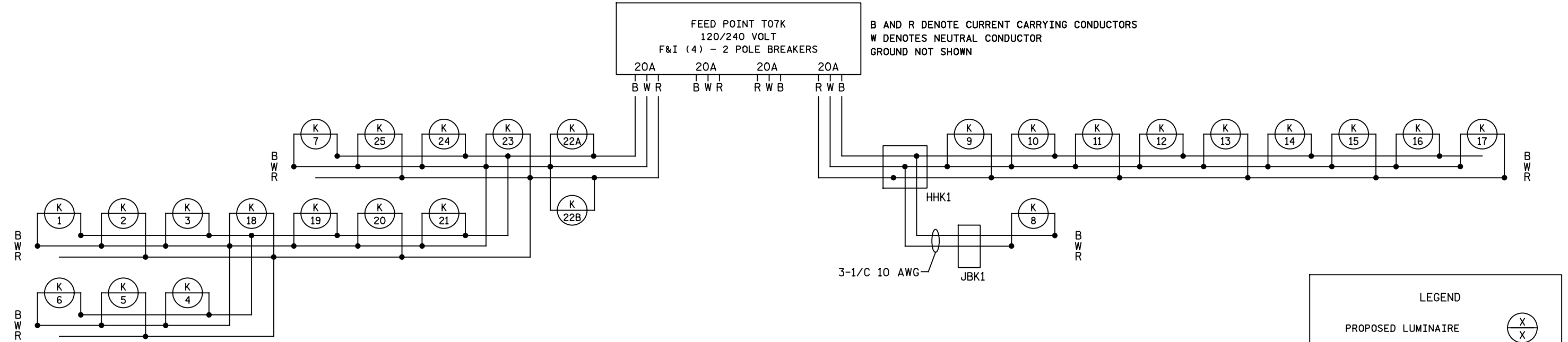
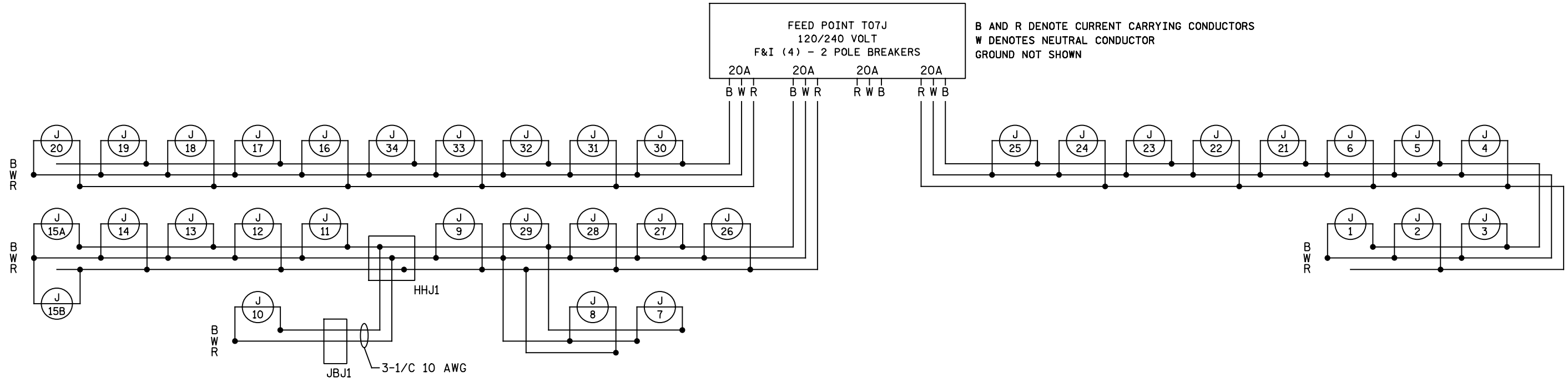
STATE PROJECT NO.  
082-615-034  
8204-74 (TH 36)  
STATE AID PROJECT NO.  
169-020-011  
CITY OF LAKE ELMO  
PROJECT NO. 2017.153

DRAWN BY  
T. RICHARDSON  
DESIGNED BY  
T. RICHARDSON  
CHECKED BY  
S. MCHENRY  
COMM. NO. 10207



WASHINGTON COUNTY  
LIGHTING PLANS AND DETAILS  
TH 36 & CSAH 15 N INTERCHANGE

SHEET  
315  
OF  
587



**LEGEND**

PROPOSED LUMINAIRE	⊗ X ⊗
PROPOSED HANDHOLE OR JUNCTION BOX	□
PROPOSED CIRCUITRY	—
PROPOSED SPLICE	•

10:16:31 AM 11/27/2020 H:\projects\10000\10207\CAD\_BIM\Plan\Final\10207\_1108.dgn

NO	DATE	BY	CKD	APPR	REVISION

...Plan\Final\10207\_1108.dgn

I hereby certify that this plan, specification, or report was prepared by me or under my direct supervision and that I am a duly Licensed Professional Engineer under the laws of the State of Minnesota.

Print Name: STEVE MCHENRY

*Steve Mchenry*

Date 11/25/2020 License # 46710

STATE PROJECT NO. 082-615-034  
8204-74 (TH 36)  
STATE AID PROJECT NO. 169-020-011  
CITY OF LAKE ELMO  
PROJECT NO. 2017.153

DRAWN BY T. RICHARDSON  
DESIGNED BY T. RICHARDSON  
CHECKED BY S. MCHENRY  
COMM. NO. 10207

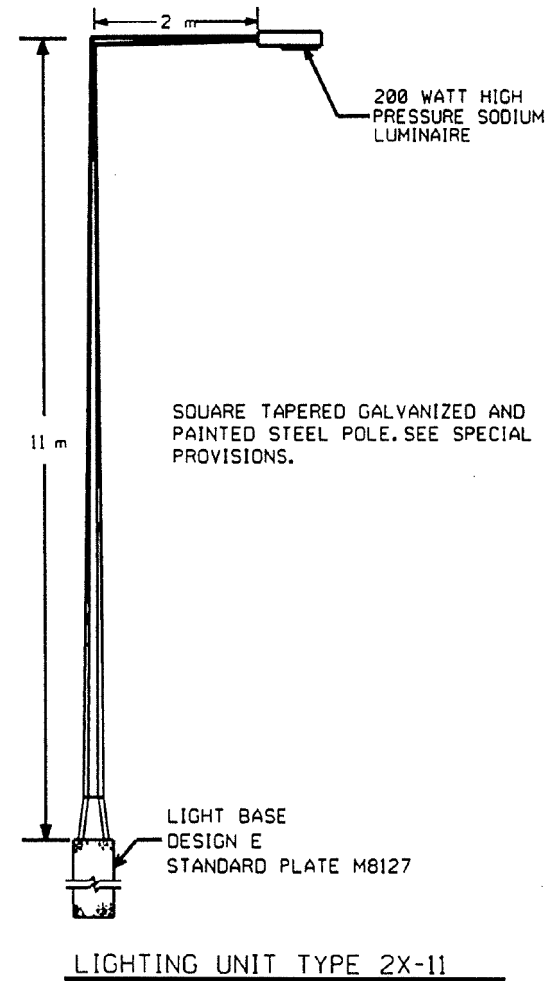


**WASHINGTON COUNTY**  
LIGHTING PLANS AND DETAILS  
**TH 36 & CSAH 15 N INTERCHANGE**

**SHEET 316 OF 587**

THE FOLLOWING STANDARD PLATES APPROVED BY THE DEPT. OF TRANSPORTATION AND THE FEDERAL HIGHWAY ADMINISTRATION SHALL APPLY ON THIS PROJECT.

STANDARD PLATES	
PLATE NO.	DESCRIPTION
M8127B	LIGHT BASE - DESIGN E
M8140B	ROADWAY LIGHTING SERVICE CABINET
8105	EQUIPMENT PAD A



ITEM NO.	ITEM	UNIT	S.P. 8204-45 ESTIMATED QUANTITIES
0104.607	HAUL SALVAGED MATERIAL	LUMP SUM	
2104.509	REMOVE LIGHT STANDARD BASE	EACH	18
2104.523	SALVAGE LIGHT STANDARD	EACH	18
2104.523	SALVAGE LUMINAIRE	EACH	18
2104.523	SALVAGE SERVICE PANEL	EACH	1
2545.511	LIGHTING UNIT TYPE 2X-11	EACH	71
(1) 2545.511	LIGHTING UNIT TYPE 2BX-10	EACH	6
2545.515	LIGHT BASE DESIGN E	EACH	71
2545.521	78 mm RIGID STEEL CONDUIT	m	270
(2) 2545.533	ARMORED CABLE 3 CONDUCTOR NO 4	m	5995
(3) 2545.541	SERVICE CABINET SECONDARY TYPE L1	EACH	2
2545.545	EQUIPMENT PAD A	EACH	2

- (1) SEE STANDARD PLATE M8127.  
 (2) SEE STANDARD PLATE M8141.  
 (3) SEE STANDARD PLATE 8105.

FOR INFORMATION ONLY



LIGHTING PLAN

CERTIFIED BY [REDACTED] PROFESSIONAL ENGINEER

State Proj. No. 8204-45

Sheet No. 2 of 10 Sheets

3:52:18 PM  
 H:\67202\10000\10207\CAD\_BITMAP\Ina\Ina\10207\_1109.dgn

NO	DATE	BY	CKD	APPR	REVISION

--

STATE PROJECT NO. 082-615-034 8204-74 (TH 36)	DRAWN BY T. RICHARDSON
STATE AID PROJECT NO. 169-020-011	DESIGNED BY T. RICHARDSON
CITY OF LAKE ELMO PROJECT NO. 2017.153	CHECKED BY S. MCHENRY
	COMM. NO. 10207




WASHINGTON COUNTY
LIGHTING PLANS AND DETAILS
TH 36 & CSAH 15 N INTERCHANGE

SHEET  
317  
OF  
587

LEGEND

- SOURCE OF POWER (PAD MOUNTED)
- ⚡ F. & I. PERMANENT GROUND (25 OHMS OR LESS)
- === F. & I. 78 mm RIGID STEEL CONDUIT
- \* LIGHTING UNIT, 200 WATT HIGH PRESSURE SODIUM
- .-.- DIRECT BURIED POWER CABLE, 3 CONDUCTOR NO 4 ARMORED CABLE, SEE SPEC. NO 3815



FOR INFORMATION ONLY

CERTIFIED BY [REDACTED] PROFESSIONAL ENGINEER State Proj. No. 8204-45 Sheet No. 5 of 10 Sheets



LIGHTING PLAN

10:16:46 AM 11/27/2020 ...\\PlanV\Ina\Plan\10207\_1110.dgn

NO	DATE	BY	CKD	APPR	REVISION

CERTIFIED BY [REDACTED] PROFESSIONAL ENGINEER

STATE PROJECT NO. 082-615-034  
8204-74 (TH 36)  
STATE AID PROJECT NO. 169-020-011  
CITY OF LAKE ELMO  
PROJECT NO. 2017.153

DRAWN BY T. RICHARDSON  
DESIGNED BY T. RICHARDSON  
CHECKED BY S. MCHENRY  
COMM. NO. 10207



WASHINGTON COUNTY  
LIGHTING PLANS AND DETAILS  
TH 36 & CSAH 15 N INTERCHANGE

SHEET 318 OF 587