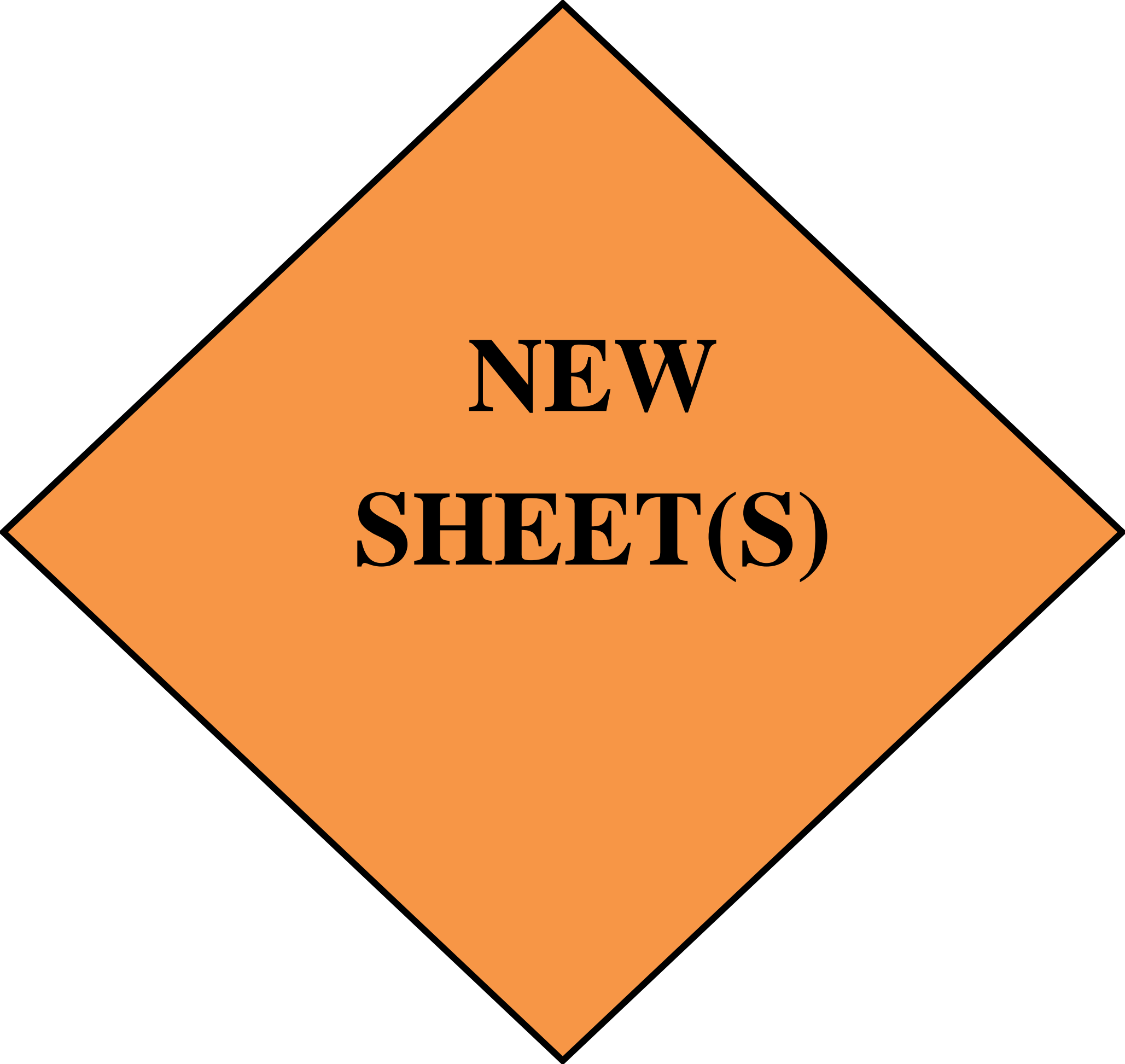
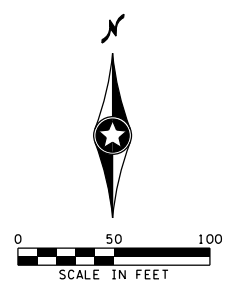
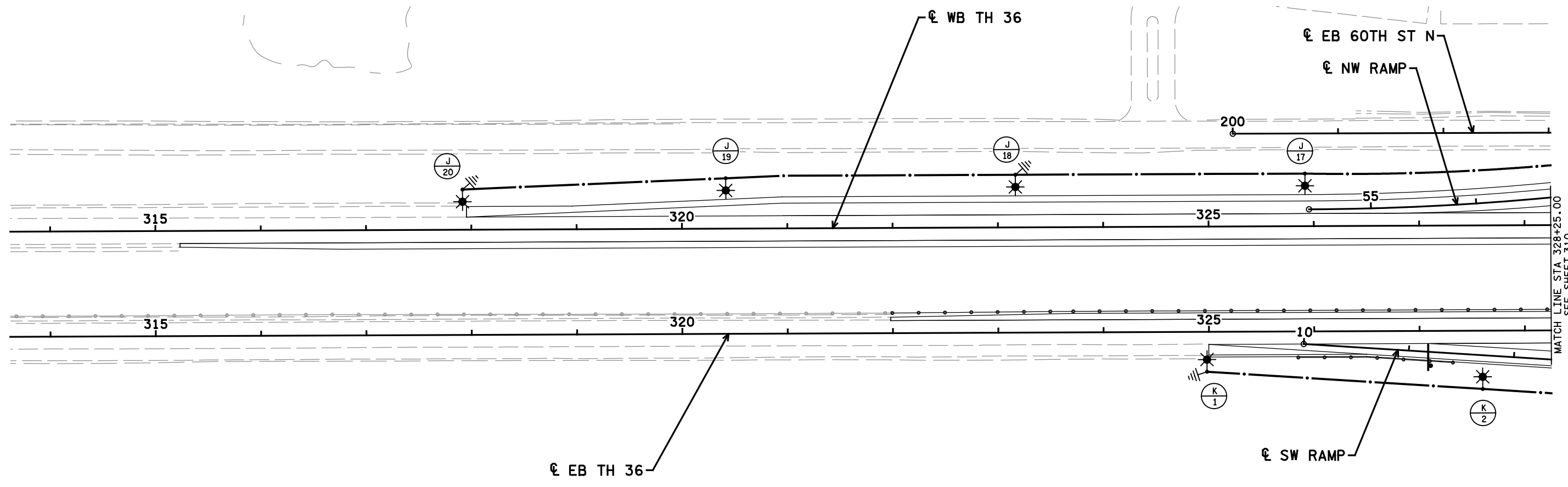




**STOP**



**NEW  
SHEET(S)**



**FEED POINT T07J**

NO.	STATION	L	R	LOCATION	TYPE	FOUNDATION	NOTES
17	325+92	X		WB TH 36	9-49	DESIGN H	
18	323+17	X		WB TH 36	9-49	DESIGN H	
19	320+42	X		WB TH 36	9-49	DESIGN H	
20	317+92	X		WB TH 36	9-49	DESIGN H	

**FEED POINT T07K**

NO.	STATION	L	R	LOCATION	TYPE	FOUNDATION	NOTES
1	324+98		X	EB TH 36	9-49	DESIGN H	
2	11+72		X	SW RAMP	9-49	DESIGN H	

GENERAL NOTES:  
SEE SHEET NO. 305 FOR LEGEND.

10:16:22 AM 11/25/2020 H:\Projects\10207\10207\CAD\_BITMAP\Plan\10207\_1101.dgn

NO	DATE	BY	CKD	APPR	REVISION

I hereby certify that this plan, specification, or report was prepared by me or under my direct supervision and that I am a duly Licensed Professional Engineer under the laws of the State of Minnesota.  
Print Name: STEVE MCHENRY  
*Steve Mchenry*  
Date 11/25/2020 License # 46710

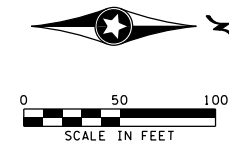
STATE PROJECT NO. 082-615-034  
8204-74 (TH 36)  
STATE AID PROJECT NO. 169-020-011  
CITY OF LAKE ELMO  
PROJECT NO. 2017.153

DRAWN BY T. RICHARDSON  
DESIGNED BY T. RICHARDSON  
CHECKED BY S. MCHENRY  
COMM. NO. 10207



WASHINGTON COUNTY  
LIGHTING PLANS AND DETAILS  
TH 36 & CSAH 15 N INTERCHANGE

SHEET  
309  
OF  
587

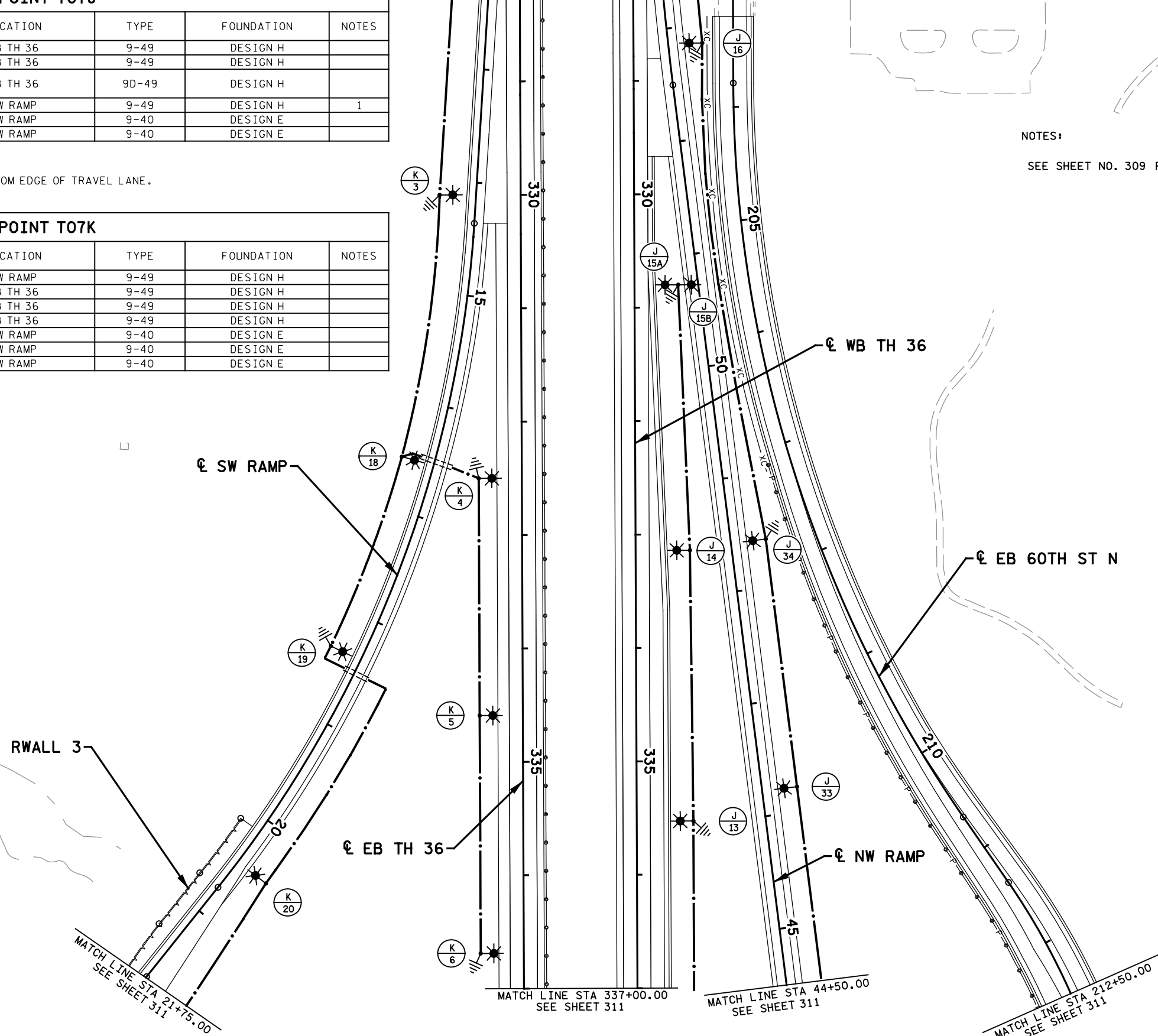


FEED POINT T07J							
NO.	STATION	L	R	LOCATION	TYPE	FOUNDATION	NOTES
13	335+53	X		WB TH 36	9-49	DESIGN H	
14	333+14	X		WB TH 36	9-49	DESIGN H	
15A	330+80	X		WB TH 36	9D-49	DESIGN H	
15B							
16	52+84		X	NW RAMP	9-49	DESIGN H	1
33	46+22		X	NW RAMP	9-40	DESIGN E	
34	48+42		X	NW RAMP	9-40	DESIGN E	

NOTES:  
 1. PLACE CENTER OF LIGHT FOUNDATION 22' FROM EDGE OF TRAVEL LANE.

FEED POINT T07K							
NO.	STATION	L	R	LOCATION	TYPE	FOUNDATION	NOTES
3	14+13		X	SW RAMP	9-49	DESIGN H	
4	332+50		X	EB TH 36	9-49	DESIGN H	
5	334+59		X	EB TH 36	9-49	DESIGN H	
6	336+69		X	EB TH 36	9-49	DESIGN H	
18	16+53		X	SW RAMP	9-40	DESIGN E	
19	18+37		X	SW RAMP	9-40	DESIGN E	
20	20+45	X		SW RAMP	9-40	DESIGN E	

SEE SHEET 309  
 MATCH LINE STA 328+25.00



NOTES:  
 SEE SHEET NO. 309 FOR GENERAL NOTES AND LEGEND.

10:16:23 AM 11/27/2020 H:\Projects\10207\CAD\_BITMAP\Plan\Final\Plan\10207\_1102.dgn

NO	DATE	BY	CKD	APPR	REVISION

I hereby certify that this plan, specification, or report was prepared by me or under my direct supervision and that I am a duly Licensed Professional Engineer under the laws of the State of Minnesota.  
 Print Name: STEVE MCHENRY  
 Date 11/25/2020 License # 46710

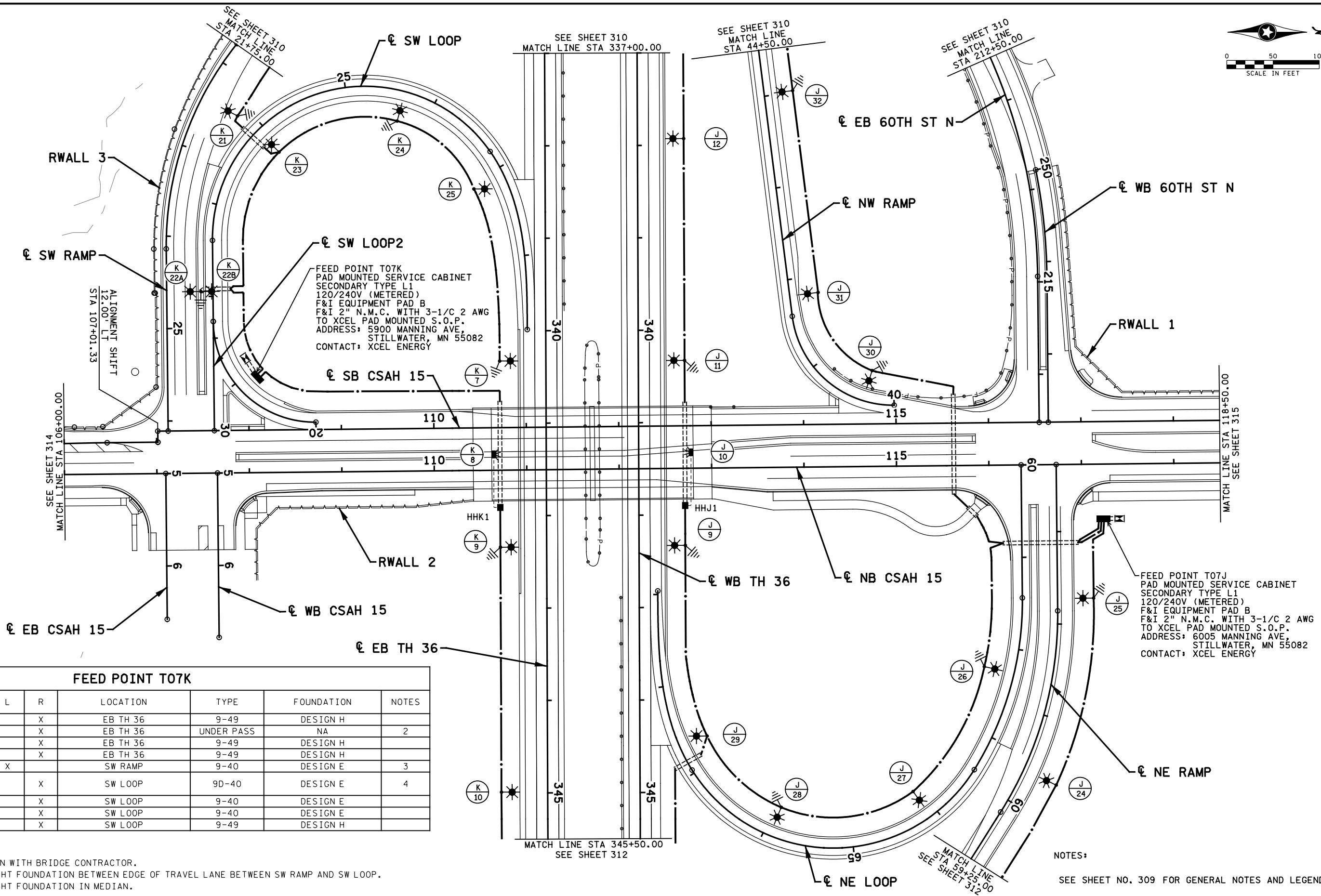
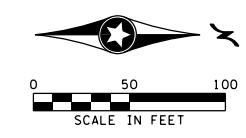
STATE PROJECT NO. 082-615-034  
 8204-74 (TH 36)  
 STATE AID PROJECT NO. 169-020-011  
 CITY OF LAKE ELMO  
 PROJECT NO. 2017.153

DRAWN BY T. RICHARDSON  
 DESIGNED BY T. RICHARDSON  
 CHECKED BY S. MCHENRY  
 COMM. NO. 10207



WASHINGTON COUNTY  
 LIGHTING PLANS AND DETAILS  
 TH 36 & CSAH 15 N INTERCHANGE

SHEET 310 OF 587



FEED POINT T07K  
 PAD MOUNTED SERVICE CABINET  
 SECONDARY TYPE L1  
 120/240V (METERED)  
 F&I EQUIPMENT PAD B  
 F&I 2" N.M.C. WITH 3-1/C 2 AWG  
 TO XCEL PAD MOUNTED S.O.P.  
 ADDRESS: 5900 MANNING AVE,  
 STILLWATER, MN 55082  
 CONTACT: XCEL ENERGY

FEED POINT T07J  
 PAD MOUNTED SERVICE CABINET  
 SECONDARY TYPE L1  
 120/240V (METERED)  
 F&I EQUIPMENT PAD B  
 F&I 2" N.M.C. WITH 3-1/C 2 AWG  
 TO XCEL PAD MOUNTED S.O.P.  
 ADDRESS: 6005 MANNING AVE,  
 STILLWATER, MN 55082  
 CONTACT: XCEL ENERGY

FEED POINT T07K

NO.	STATION	L	R	LOCATION	TYPE	FOUNDATION	NOTES
7	340+33		X	EB TH 36	9-49	DESIGN H	
8	341+34		X	EB TH 36	UNDER PASS	NA	2
9	342+34		X	EB TH 36	9-49	DESIGN H	
10	344+99		X	EB TH 36	9-49	DESIGN H	
21	22+44	X		SW RAMP	9-40	DESIGN E	3
22A	22+05		X	SW LOOP	9D-40	DESIGN E	4
22B	22+05		X	SW LOOP	9D-40	DESIGN E	4
23	23+93		X	SW LOOP	9-40	DESIGN E	
24	25+65		X	SW LOOP	9-40	DESIGN E	
25	27+09		X	SW LOOP	9-49	DESIGN H	

- NOTES:  
 2. COORDINATE LOCATION WITH BRIDGE CONTRACTOR.  
 3. PLACE CENTER OF LIGHT FOUNDATION BETWEEN EDGE OF TRAVEL LANE BETWEEN SW RAMP AND SW LOOP.  
 4. PLACE CENTER OF LIGHT FOUNDATION IN MEDIAN.

NOTES:  
 SEE SHEET NO. 309 FOR GENERAL NOTES AND LEGEND.

10:16:24 AM H:\Projects\10207\10207\CAD\BIM\Plan\10207.dgn

NO	DATE	BY	CKD	APPR	REVISION

I hereby certify that this plan, specification, or report was prepared by me or under my direct supervision and that I am a duly Licensed Professional Engineer under the laws of the State of Minnesota.  
 Print Name: STEVE MCHENRY  
 Date: 11/25/2020 License #: 46710

STATE PROJECT NO. 082-615-034  
 8204-74 (TH 36)  
 STATE AID PROJECT NO. 169-020-011  
 CITY OF LAKE ELMO  
 PROJECT NO. 2017.153

DRAWN BY T. RICHARDSON  
 DESIGNED BY T. RICHARDSON  
 CHECKED BY S. MCHENRY  
 COMM. NO. 10207

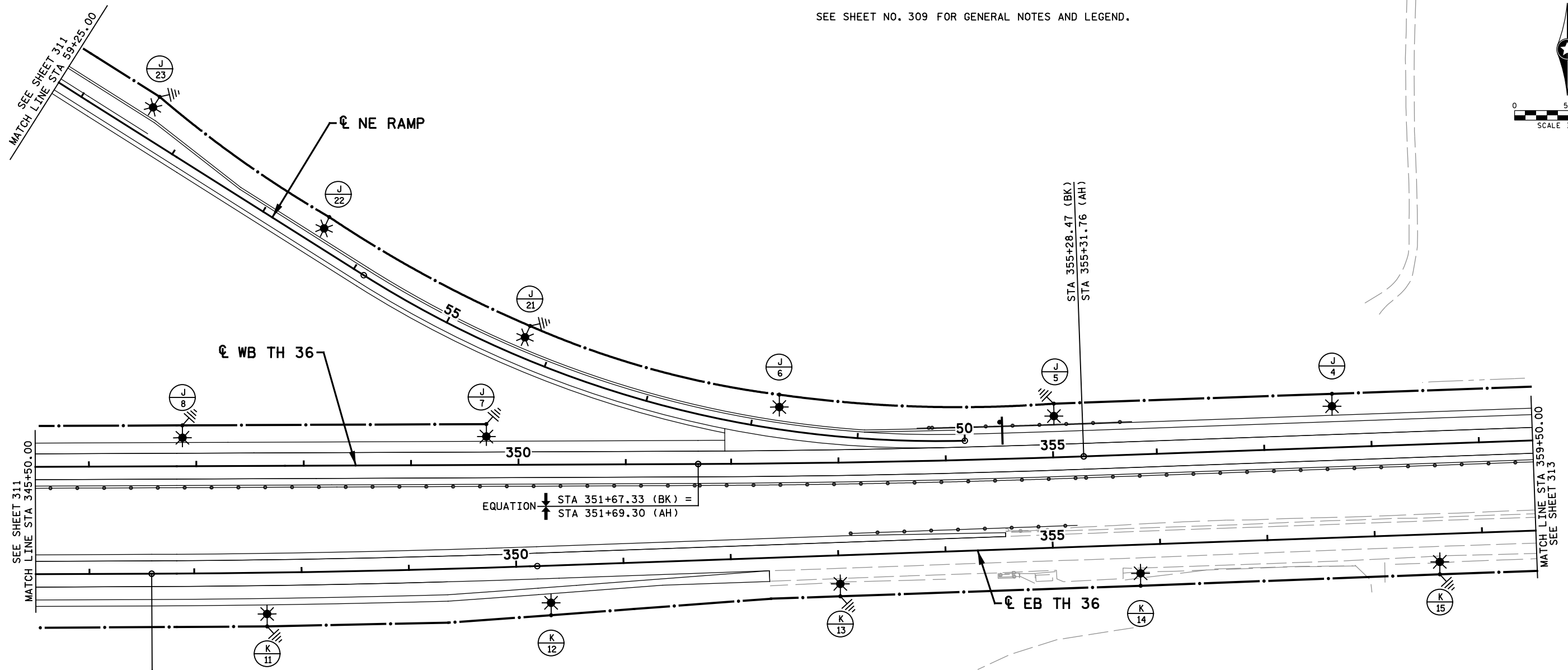
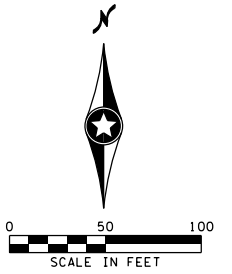


WASHINGTON COUNTY  
 LIGHTING PLANS AND DETAILS  
 TH 36 & CSAH 15 N INTERCHANGE

SHEET 311 OF 587

NOTES:

SEE SHEET NO. 309 FOR GENERAL NOTES AND LEGEND.



EQUATION  
 STA 346+58.03 (BK) =  
 STA 346+60.40 (AH)

FEED POINT T07J

NO.	STATION	L	R	LOCATION	TYPE	FOUNDATION	NOTES
4	357+65	X		WB TH 36	9-49	DESIGN H	
5	355+02	X		WB TH 36	9-49	DESIGN H	
6	51+78		X	NE RAMP	9-49	DESIGN H	
7	349+70	X		WB TH 36	9-49	DESIGN H	
8	346+87	X		WB TH 36	9-49	DESIGN H	
21	54+27		X	NE RAMP	9-40	DESIGN E	5
22	56+45		X	NE RAMP	9-40	DESIGN E	
23	58+38		X	NE RAMP	9-40	DESIGN E	

FEED POINT T07K

NO.	STATION	L	R	LOCATION	TYPE	FOUNDATION	NOTES
11	347+67		X	EB TH 36	9-49	DESIGN H	
12	350+31		X	EB TH 36	9-49	DESIGN H	
13	353+01		X	EB TH 36	9-49	DESIGN H	
14	355+80		X	EB TH 36	9-49	DESIGN H	
15	358+59		X	EB TH 36	9-49	DESIGN H	

FEED POINT T07J (SEE SHEET 311)

NO.	STATION	L	R	LOCATION	TYPE	FOUNDATION	NOTES
9	342+33	X		WB TH 36	9-49	DESIGN H	
10	341+32	X		WB TH 36	UNDER PASS	NA	2
11	340+33	X		WB TH 36	9-49	DESIGN H	
12	337+93	X		WB TH 36	9-49	DESIGN H	
24	60+37		X	NE RAMP	9-40	DESIGN E	
25	62+28		X	NE RAMP	9-40	DESIGN E	
26	62+26		X	NE LOOP	9-40	DESIGN E	
27	64+09		X	NE LOOP	9-40	DESIGN E	
28	65+92		X	NE LOOP	9-40	DESIGN E	
29	67+31		X	NE LOOP	9-49	DESIGN H	1
30	40+35		X	NW RAMP	9-40	DESIGN E	
31	41+82		X	NW RAMP	9-40	DESIGN E	
32	44+02		X	NW RAMP	9-40	DESIGN E	

NOTES:

1. PLACE CENTER OF LIGHT FOUNDATION 22' FROM EDGE OF TRAVEL LANE.
2. COORDINATE LOCATION WITH BRIDGE CONTRACTOR.
5. PLACE CENTER OF LIGHT FOUNDATION 24' FROM EDGE OF TRAVEL LANE.

10:16:25 AM  
 H:\Projects\10207\CAD\BIMAP\InaIP\InaIP10207\_1104.dgn

NO	DATE	BY	CKD	APPR	REVISION

I hereby certify that this plan, specification, or report was prepared by me or under my direct supervision and that I am a duly Licensed Professional Engineer under the laws of the State of Minnesota.  
 Print Name: STEVE MCHENRY  
  
 Date 11/25/2020 License # 46710

STATE PROJECT NO.  
 082-615-034  
 8204-74 (TH 36)  
 STATE AID PROJECT NO.  
 169-020-011  
 CITY OF LAKE ELMO  
 PROJECT NO. 2017.153

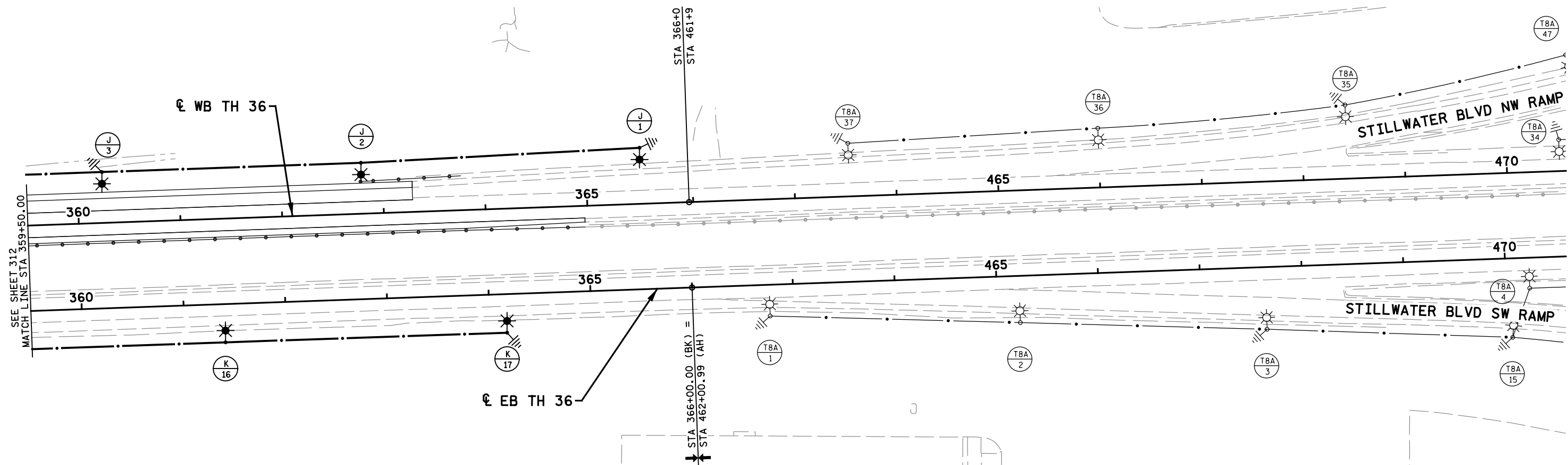
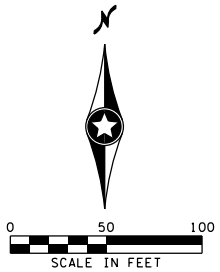
DRAWN BY  
 T. RICHARDSON  
 DESIGNED BY  
 T. RICHARDSON  
 CHECKED BY  
 S. MCHENRY  
 COMM. NO. 10207



WASHINGTON COUNTY  
 LIGHTING PLANS AND DETAILS  
 TH 36 & CSAH 15 N INTERCHANGE

SHEET  
 312  
 OF  
 587





SEE SHEET 312  
MATCH LINE STA 359+50.00

**FEED POINT T07J**

NO.	STATION	L	R	LOCATION	TYPE	FOUNDATION	NOTES
1	365+53	X		WB TH 36	9-49	DESIGN H	
2	362+79	X		WB TH 36	9-49	DESIGN H	
3	360+25	X		WB TH 36	9-49	DESIGN H	

**FEED POINT T07K**

NO.	STATION	L	R	LOCATION	TYPE	FOUNDATION	NOTES
16	361+40		X	EB TH 36	9-49	DESIGN H	
17	364+17		X	EB TH 36	9-49	DESIGN H	

NOTES:  
SEE SHEET NO. 309 FOR GENERAL NOTES AND LEGEND.

I hereby certify that this plan, specification, or report was prepared by me or under my direct supervision and that I am a duly Licensed Professional Engineer under the laws of the State of Minnesota.  
Print Name: STEVE MCHENRY  
*Steve Mchenry*  
Date 11/25/2020 License # 46710

STATE PROJECT NO.  
082-615-034  
8204-74 (TH 36)  
STATE AID PROJECT NO.  
169-020-011  
CITY OF LAKE ELMO  
PROJECT NO. 2017.153

DRAWN BY  
T. RICHARDSON  
DESIGNED BY  
T. RICHARDSON  
CHECKED BY  
S. MCHENRY  
COMM. NO. 10207

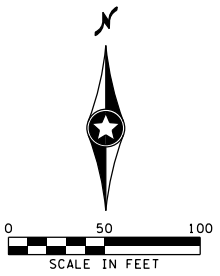


WASHINGTON COUNTY  
LIGHTING PLANS AND DETAILS  
TH 36 & CSAH 15 N INTERCHANGE

SHEET  
313  
OF  
587

10:16:26 AM  
11/27/2020  
H:\Projects\10000\10207\CAD\_BIM\Plan\Final\Plan\10207\_1105.dgn

NO	DATE	BY	CKD	APPR	REVISION



MATCH LINE STA 106+00.00  
SEE SHEET 311

☉ SB CSAH 15

☉ NB CSAH 15

RWALL 3

105 105

305

300

100

☉ LINDEN AVE N

MANNING AVE N

NOTES:

SEE SHEET NO. 309 FOR GENERAL NOTES AND LEGEND.  
NO LIGHTING THIS SHEET.

I hereby certify that this plan, specification, or report was prepared by me or under my direct supervision and that I am a duly Licensed Professional Engineer under the laws of the State of Minnesota.

Print Name: STEVE MCHENRY  
*Steve Mchenry*  
Date 11/25/2020 License # 46710

STATE PROJECT NO. 082-615-034  
8204-74 (TH 36)  
STATE AID PROJECT NO. 169-020-011  
CITY OF LAKE ELMO  
PROJECT NO. 2017.153

DRAWN BY T. RICHARDSON  
DESIGNED BY T. RICHARDSON  
CHECKED BY S. MCHENRY  
COMM. NO. 10207



WASHINGTON COUNTY  
LIGHTING PLANS AND DETAILS  
TH 36 & CSAH 15 N INTERCHANGE

SHEET 314 OF 587

NO	DATE	BY	CKD	APPR	REVISION

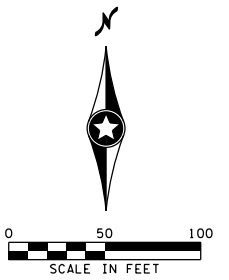
...Plan\FinalPlan\10207\_1106.dgn

10:16:27 AM 11/25/2020 H:\GIS\10207\10207\CAD\_BIM\Plan\FinalPlan\10207\_1106.dgn

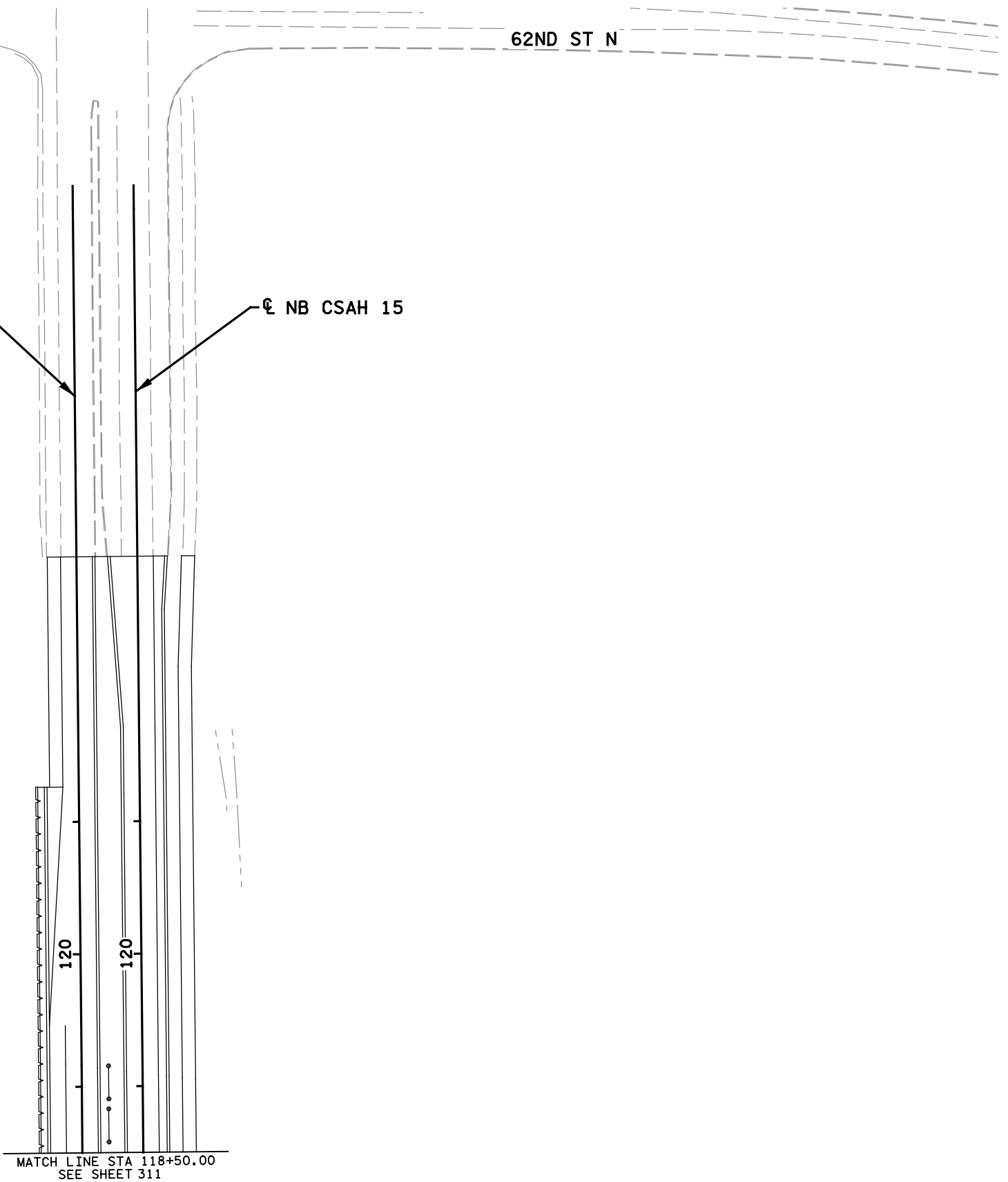


NOTES:

SEE SHEET NO. 309 FOR GENERAL NOTES AND LEGEND.  
NO LIGHTING THIS SHEET.



☉ SB CSAH 15      ☉ NB CSAH 15



10:16:30 AM 11/25/2020 H:\Projects\10207\10207\CAD\_BIM\Plan\10207\_1107.dgn

NO	DATE	BY	CKD	APPR	REVISION

I hereby certify that this plan, specification, or report was prepared by me or under my direct supervision and that I am a duly Licensed Professional Engineer under the laws of the State of Minnesota.  
Print Name: STEVE MCHENRY  
*Steve Mchenry*  
Date 11/25/2020 License # 46710

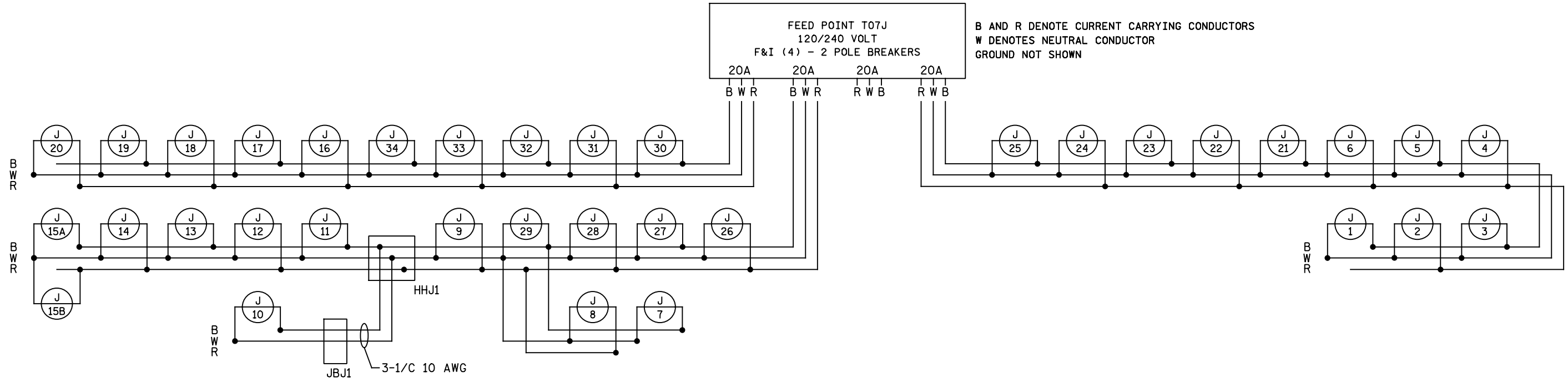
STATE PROJECT NO. 082-615-034  
8204-74 (TH 36)  
STATE AID PROJECT NO. 169-020-011  
CITY OF LAKE ELMO  
PROJECT NO. 2017.153

DRAWN BY T. RICHARDSON  
DESIGNED BY T. RICHARDSON  
CHECKED BY S. MCHENRY  
COMM. NO. 10207

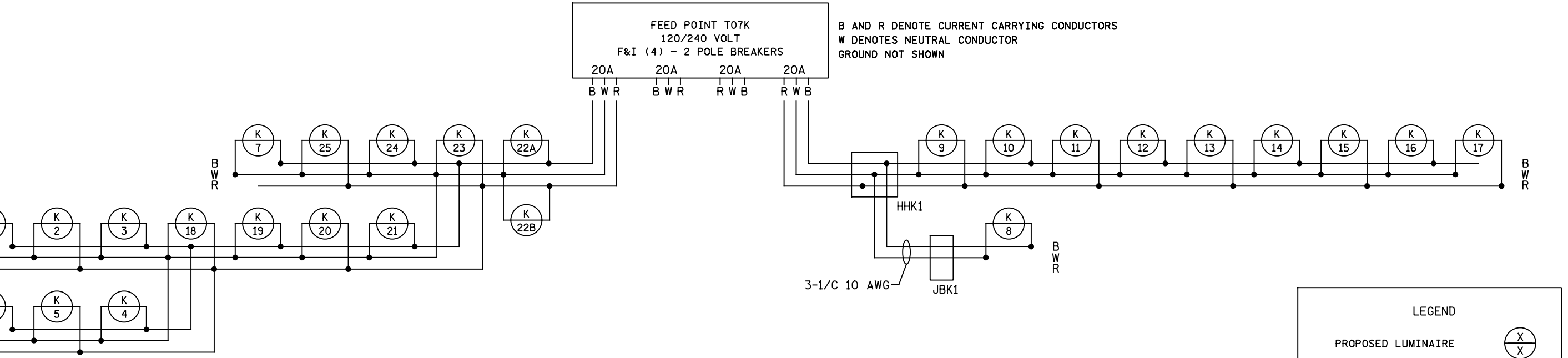


WASHINGTON COUNTY  
LIGHTING PLANS AND DETAILS  
TH 36 & CSAH 15 N INTERCHANGE

SHEET 315 OF 587







B AND R DENOTE CURRENT CARRYING CONDUCTORS  
W DENOTES NEUTRAL CONDUCTOR  
GROUND NOT SHOWN



B AND R DENOTE CURRENT CARRYING CONDUCTORS  
W DENOTES NEUTRAL CONDUCTOR  
GROUND NOT SHOWN

**LEGEND**

- PROPOSED LUMINAIRE 
- PROPOSED HANDHOLE OR JUNCTION BOX 
- PROPOSED CIRCUITRY 
- PROPOSED SPLICE 

10:16:31 AM 11/27/2020 H:\projects\10000\10207\CAD\_BIM\Plan\Final\10207\_1108.dgn

NO	DATE	BY	CKD	APPR	REVISION

...Plan\Final\10207\_1108.dgn

I hereby certify that this plan, specification, or report was prepared by me or under my direct supervision and that I am a duly Licensed Professional Engineer under the laws of the State of Minnesota.

Print Name: STEVE MCHENRY

*Steve Mchenry*

Date 11/25/2020 License # 46710

STATE PROJECT NO.  
082-615-034  
8204-74 (TH 36)

STATE AID PROJECT NO.  
169-020-011

CITY OF LAKE ELMO  
PROJECT NO. 2017.153

DRAWN BY  
T. RICHARDSON

DESIGNED BY  
T. RICHARDSON

CHECKED BY  
S. MCHENRY

COMM. NO. 10207



**WASHINGTON COUNTY**

LIGHTING PLANS AND DETAILS

**TH 36 & CSAH 15 N INTERCHANGE**

**SHEET**  
**316**  
**OF**  
**587**