










# LEGEND

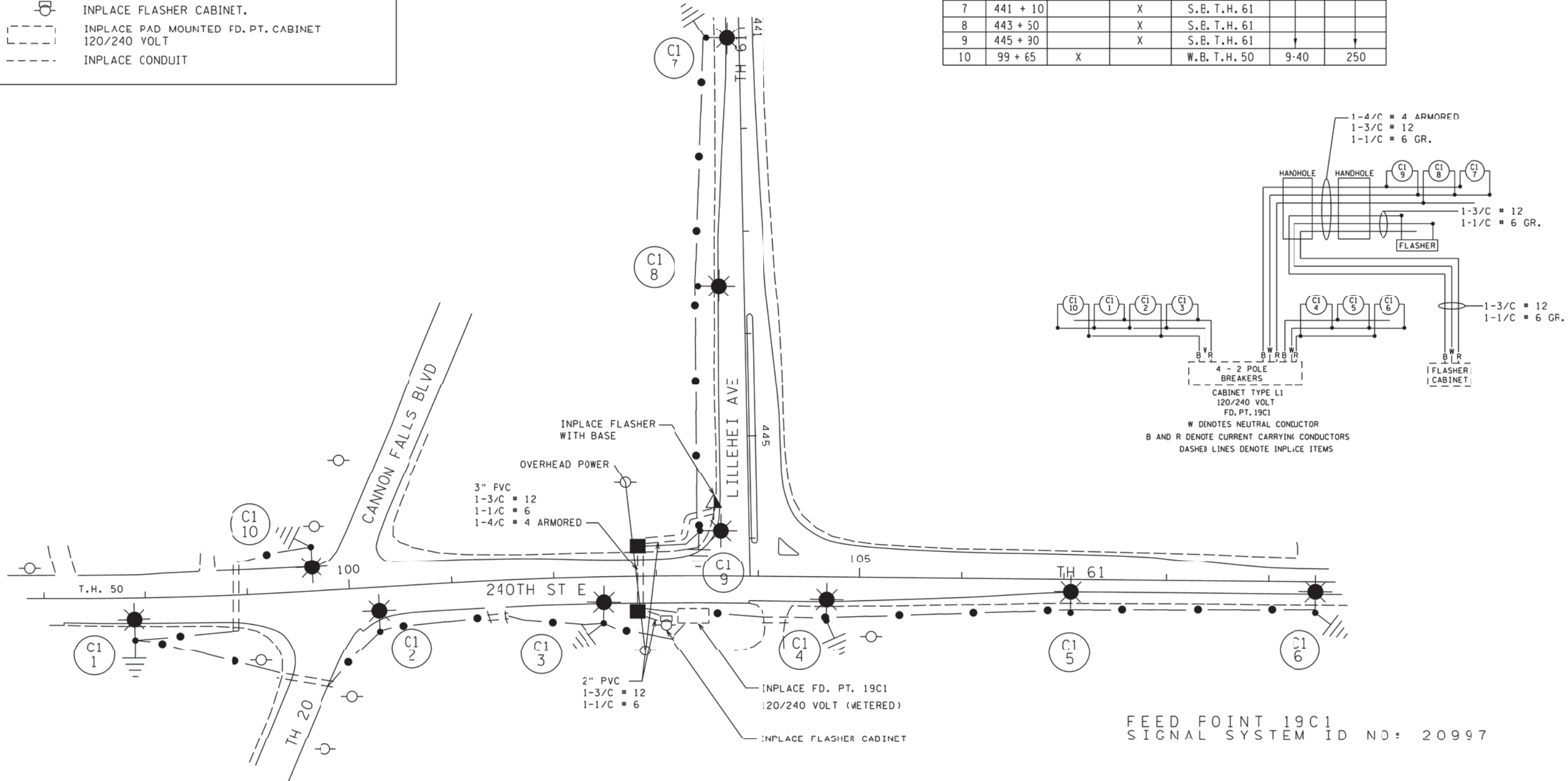
-  LIGHTING UNIT
-  ARMORED CABLE 4 COND NO. 4
-  3" NON-METALLIC CONDUIT (DIRECTIONAL BORE), UNLESS OTHERWISE NOTED.
-  PERMANENT GROUND ROD (25 OHMS OR LESS)
-  HANDHOLE
-  INPLACE UTILITY POLE
-  INPLACE FLASHER CABINET.
-  INPLACE PAD MOUNTED FD. PT. CABINET 120/240 VOLT
-  INPLACE CONDUIT

PLOTTED/REVISED: \$\$\$@LATE@\$\$\$\$

DISTRICT #: \$\$\$DISTRICT@  
 PLOT NAME: \$\$\$@PLOT\$NAME\$\$\$  
 PATH & FILENAME: \$\$\$@PATH\$FILENAME@\$\$\$\$

## FEEDPOINT 19C1 LIGHTING STANDARDS AND BASES

NO.	STATION	LT.	RT.	LOCATION	T'PE	WATT
1	97 + 90		X	E.B. T.H. 50	9-40	250
2	100 + 40		X	E.B. T.H. 50		
3	102 + 50		X	E.D. T.H. 50		
4	104 + 65		X	E.B. T.H. 50		
5	107 + 05		X	E.B. T.H. 50		
6	109 + 45		X	E.B. T.H. 50		
7	441 + 10		X	S.B. T.H. 61		
8	443 + 50		X	S.B. T.H. 61		
9	445 + 30		X	S.B. T.H. 61		
10	99 + 65	X		W.B. T.H. 50	9-40	250



FEED POINT 19C1  
 SIGNAL SYSTEM ID NO: 20997

<b>BY</b>	<b>DATE</b>	<b>REVISIONS</b>	<b>FEEDPOINT: TH 61 AT TH 20 &amp; TH 50</b> <b>METER ADDRESS: 24010 LELLEHEI AVE</b>	<b>FLASHER &amp; LIGHTING PLAN</b>
			CERTIFIED BY <i>Michael P. Silversky</i> LIC. NO. 19863 DATE: \$\$\$@DATE@\$\$\$\$	STATE PROJ. NO. 1923-1 (T.H. 50) SHEET NO. 41 OF 53 SHEETS
<b>DRAWN BY:</b> NS	<b>CKD BY:</b> GB	<b>DATE:</b>		