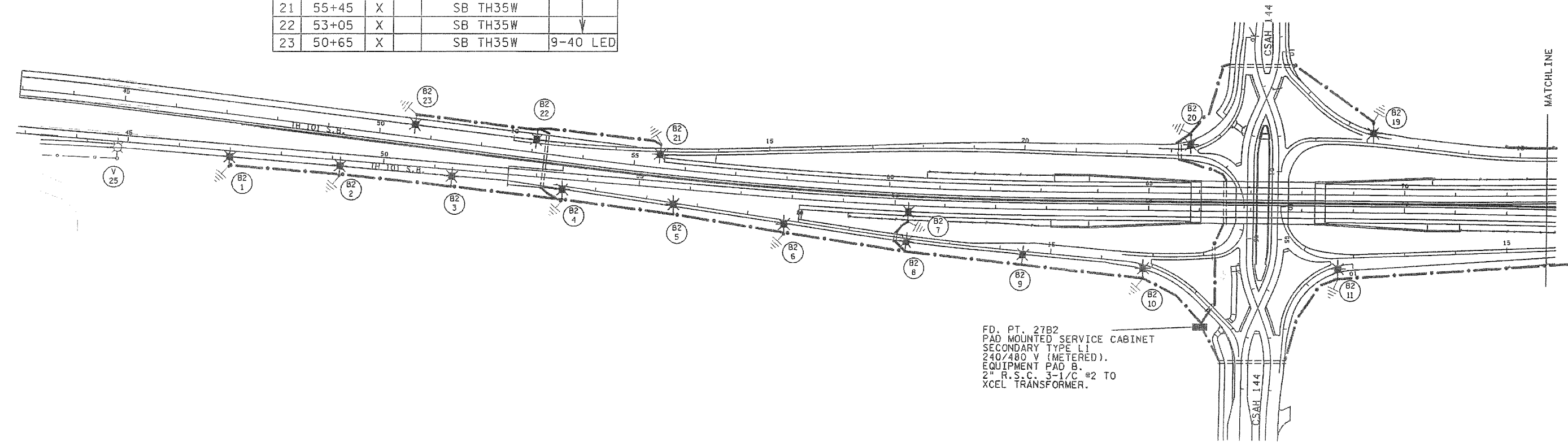
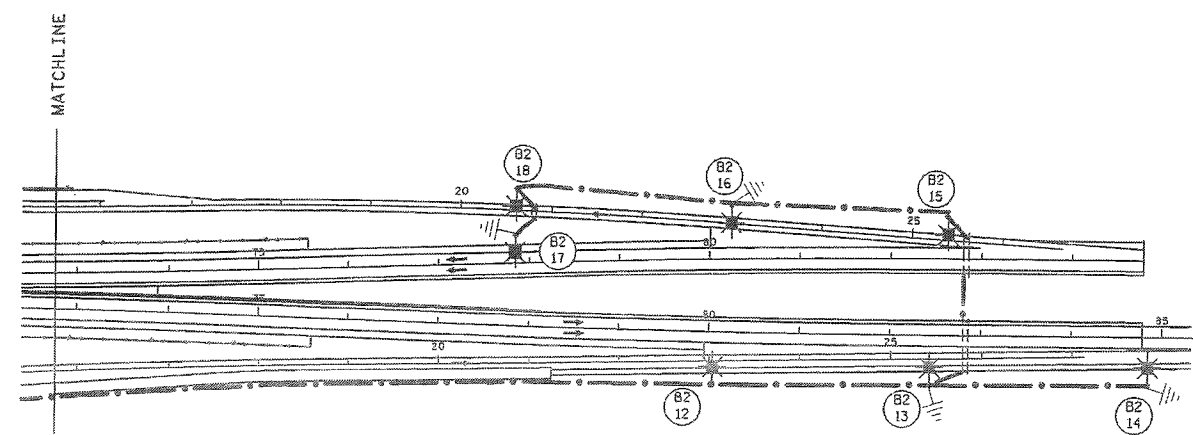

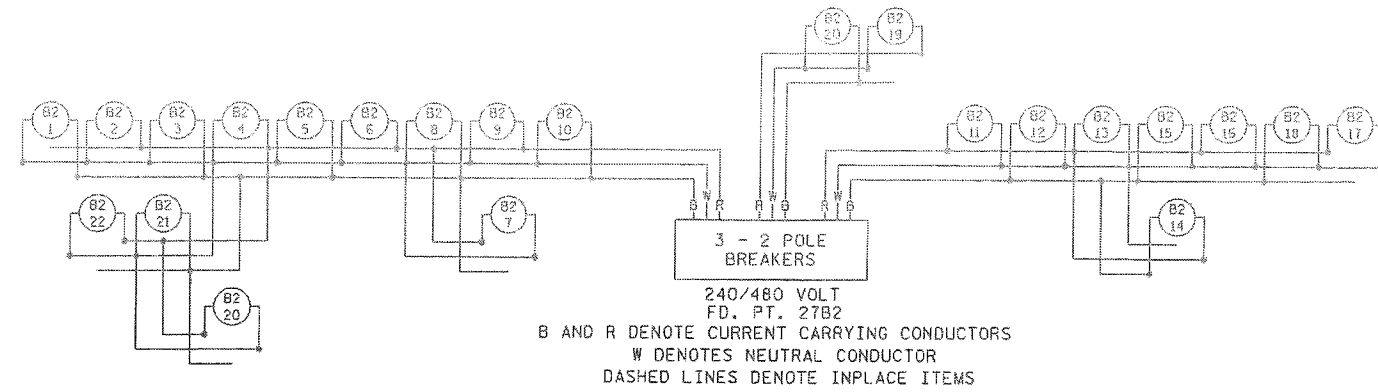


LEGEND

- ★ LIGHTING UNIT TYPE 9-40 LED LIGHT BASE DESIGN E
- DIRECT BURIED CABLE 4 CONDUCTOR NO. 4
- ⎓ PERMANENT GROUND ROD (25 OHMS OR LESS)
- FD. PT. CABINET 240/480V
- ==== 3" PVC (UNLESS OTHERWISE NOTED)

FEEDPOINT 27B2
LIGHTING STANDARDS AND BASES

NO.	STATION	LT.	RT.	LOCATION	TYPE
1	47+00		X	NB TH101	9-40 LED
2	49+15		X		
3	51+35		X		
4	53+50		X		
5	55+70		X		
6	57+90		X		
7	60+30		X	NB TH101	
8	12+15		X	SE RAMP	
9	14+45		X	SE RAMP	
10	16+85		X	SE RAMP	
11	11+70		X	NE RAMP	
12	80+05		X	NB TH101	
13	82+45		X	NB TH101	
14	84+85		X	NB TH101	
15	82+65	X		SB TH101	
16	80+25	X		SB TH101	
17	77+85	X		SB TH101	
18	20+60	X		NW RAMP	
19	12+10	X		NW RAMP	
20	23+25	X		SW RAMP	
21	55+45	X		SB TH35W	
22	53+05	X		SB TH35W	
23	50+65	X		SB TH35W	9-40 LED



FD. PT. 27B2
PAD MOUNTED SERVICE CABINET
SECONDARY TYPE L1
240/480 V (METERED).
EQUIPMENT PAD B.
2" R.S.C. 3-1/C #2 TO
XCEL TRANSFORMER.

FEED POINT 27B2

S.P. 027-744-008 & S.P. 238-010-003

BY	DATE	REVISIONS	FEEDPOINT: 27B2	LOCATION: C.S.A.H. 144 (141ST AVE N.)	LIGHTING PLAN
			METER ADDRESS: 21489 141ST AVE N, ROGERS 55374		
DRAWN BY: PB			CERTIFIED BY: <i>Michael P. Liburdy</i> LIC. NO. 19863 DATE: 10/31/2013		STATE PROJ. NO. 2738-28 (T.H.101) SHEET NO. SL4 OF SL4 SHEETS
CKD BY: GB			DATE: 5/2013		

DISTRICT #: METRO
 I/PLOT NAME: 12738-28
 PATH & FILENAME: IP_PWP-d1492861N2738-28.dgn
 PLOTTED/REVISED: 10/31/2013