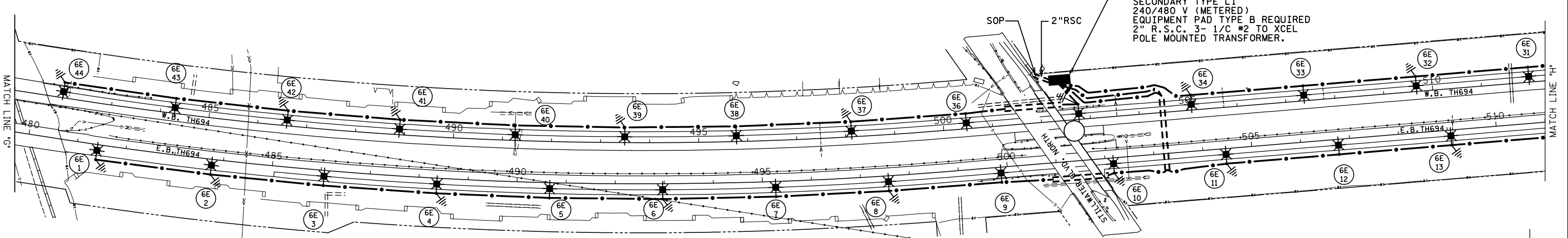
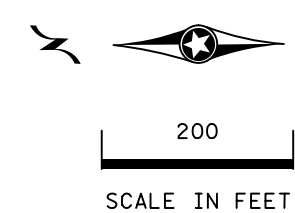
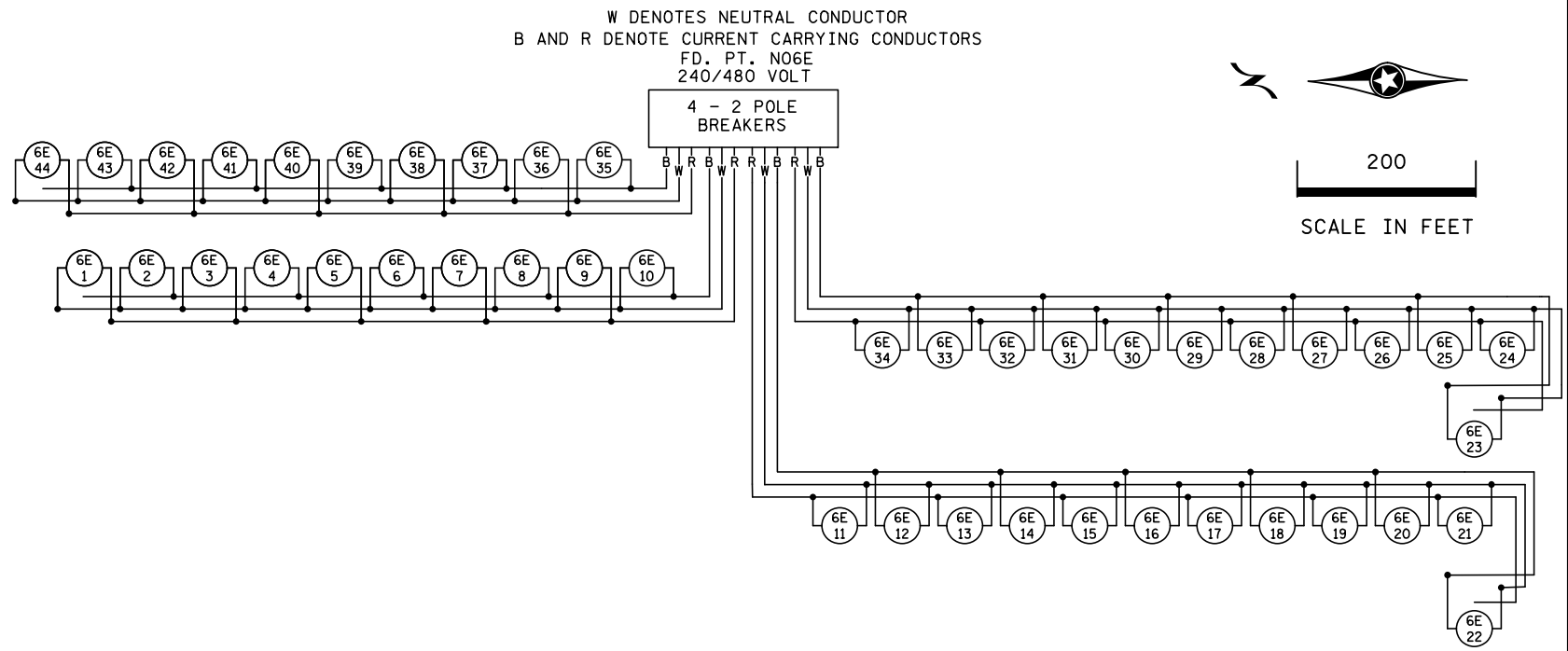


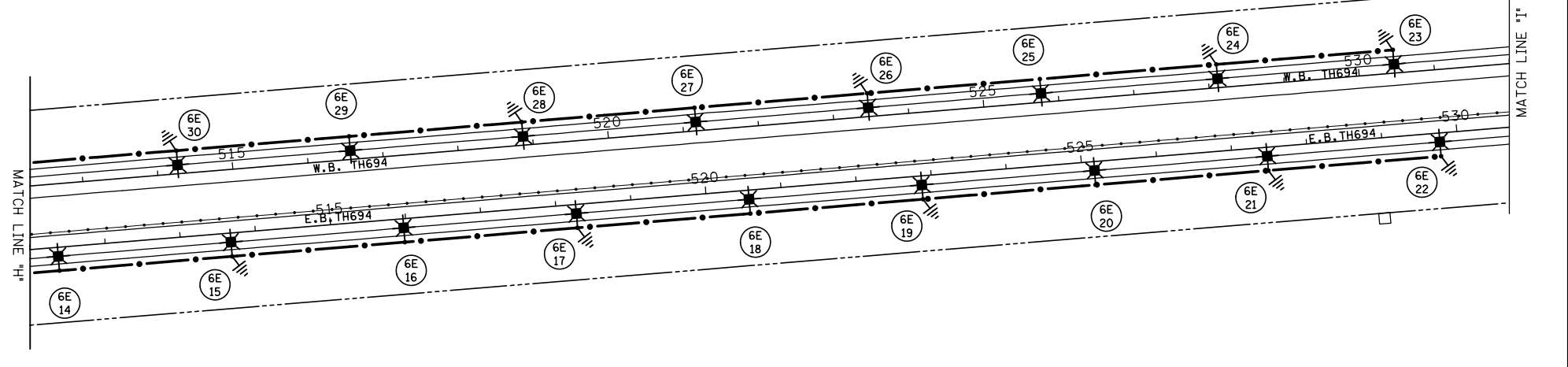
FEEDPOINT NO6E
LIGHTING UNIT LOCATION AND TYPE

NO.	STATION	LT.	RT.	LOCATION	TYPE	FOUNDATION	NO.	STATION	LT.	RT.	LOCATION	TYPE	FOUNDATION
1	481+42	X		EB TH 694	9-40	DESIGN E	23	531+52	X		WB TH 694	9-40	DESIGN E
2	483+76	X					24	528+10	X				
3	486+07	X					25	525+75	X				
4	488+37	X					26	523+45	X				
5	490+67	X					27	521+16	X				
6	492+97	X					28	518+85	X				
7	495+27	X					29	516+55	X				
8	497+57	X					30	514+25	X				
9	499+87	X					31	511+97	X				
10	502+17	X					32	509+67	X				
11	504+47	X					33	507+32	X				
12	506+77	X					34	505+07	X				
13	509+07	X					35	502+77	X				
14	304+20	X					36	500+47	X				
15	513+67	X					37	498+12	X				
16	515+97	X					38	495+77	X				
17	518+26	X					39	493+49	X				
18	520+57	X					40	491+26	X				
19	522+87	X					41	488+89	X				
20	525+17	X					42	486+59	X				
21	527+47	X					43	484+29	X				
22	529+77	X		EB TH 694	9-40	DESIGN E	44	481+99	X		WB TH 694	9-40	DESIGN E



LEGEND

- LIGHTING UNIT
- PAD MOUNTED FD. PT. CABINET 240/480 VOLT
- DIRECT BURIED LIGHTING CABLE 4/C 4 AWG
- PERMANENT GROUND ROD (25 OHMS OR LESS)
- 3" PVC DIRECTIONAL BORED (UNLESS NOTED OTHERWISE)
- LIGHTING UNIT IDENTIFIER



PLOTTED/REVISED: 8-JAN-2020

PLOT NAME: 8286-90J11.i
PATH & FILENAME: Projects\DM罗斯694\8286\090\Traffic\Lighting\8286-90_lit_ldgn

BY	DATE	REVISIONS
DRAWN BY: JC		CKD BY: PB

FEEDPOINT: NO6E LOCATION: STILLWATER BLVD
METER ADDRESS: 7201 STILLWATER BLVD N. OAKDALE, MN 55128

CERTIFIED BY *Michael P. Lubensky* LIC. NO. 19863 DATE: 8-JAN-2020
LICENSED PROFESSIONAL ENGINEER

LIGHTING PLAN

STATE PROJ. NO. 8286-90 (T.H. 694) SHEET NO. 11 OF 19 SHEETS

Electric Service Information Form For Roadway Lighting Systems

Project Number: **SP 8286-90**

Contractor: **Egan Company**

Date: **7/1/2021**

System	MN/DOT Feed Point Number	Meter Address	Transformer Primary Fuse Size and Type	Electric Utility Transformer Size In KVA	Transformer Internal Impedance Utility Fault Current	Transformer Secondary Voltage Line to Line and Line to Neutral	Size of Conductors In American Wire Gauge (AWG) .	Length of conductors in feet from transformer connection to meter socket connection.			Calculated Available Fault Current at the line Side of the Meter Socket	Service Cabinet Main Circuit Breaker Size in AMPS
								L1 =	L2 =	Neutral		
	N06C	7305 Hwy 14 Oakdale	NA	75KVA	14,800 A	240/480	#2 awg	8	8	8	13,683	100 A
	N06E	7201 Stillwater Blvd N. Oakdale	NA	75KVA	14,800 A	240/480	#2 awg	50	50	50	9,800	100 A
	N06R	7310 15Th St N Oakdale	NA	75KVA	14,800 A	240/480	#2 awg	45	45	45	10,143	100 A
								L1 =	L2 =	Neutral		
								L1 =	L2 =	Neutral		

NEC Article 110.24

12-SL

S.P. 8286-90 (TH 694)
LIGHTING SYSTEM
JANUARY 6, 2020