





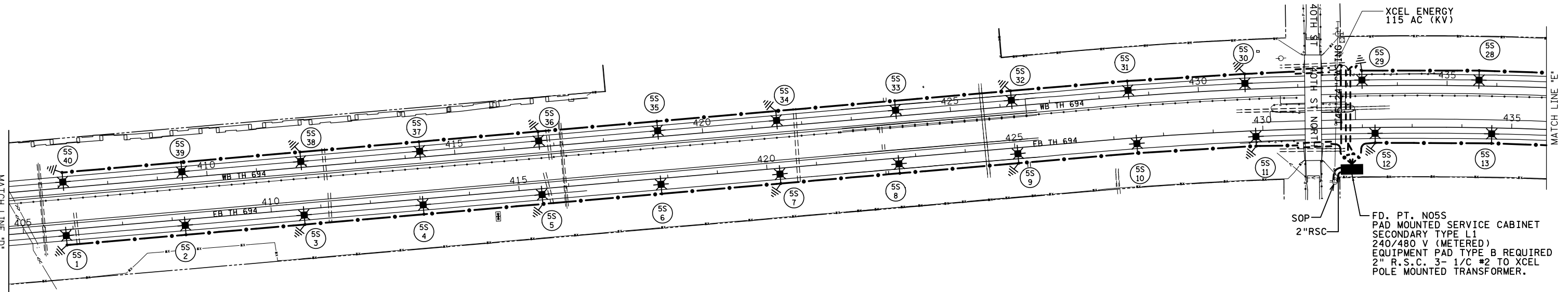
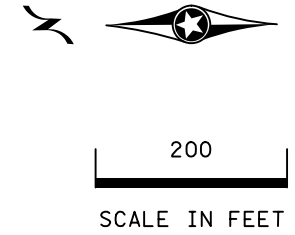
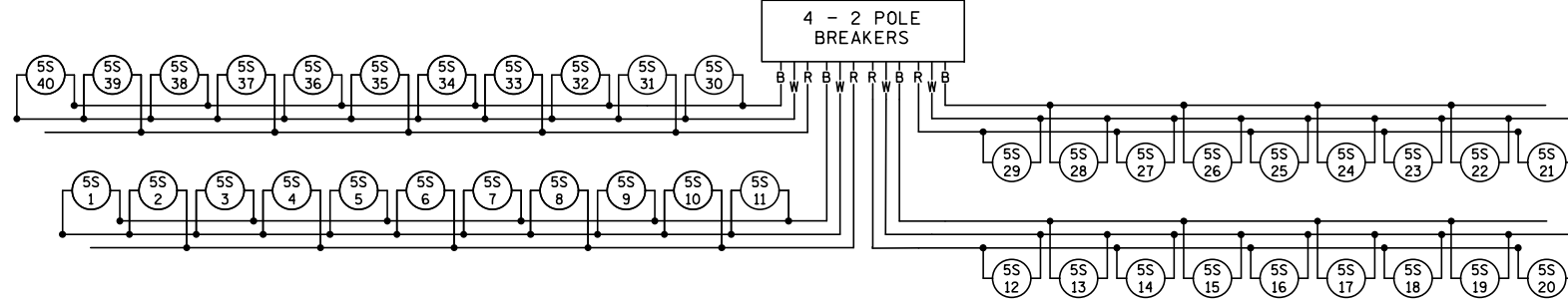


LEGEND

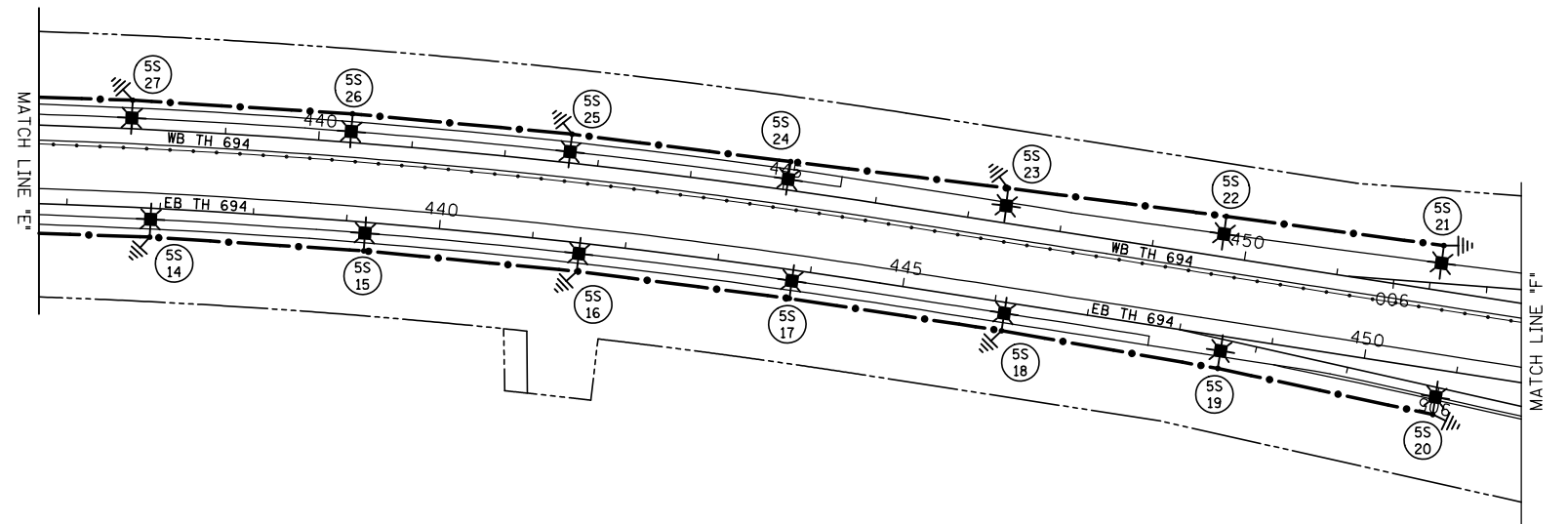
-  LIGHTING UNIT
-  PAD MOUNTED FD. PT. CABINET 240/480 VOLT
-  DIRECT BURIED LIGHTING CABLE 4/C 4 AWG
-  PERMANENT GROUND ROD (25 OHMS OR LESS)
-  3" PVC DIRECTIONAL BORED (UNLESS NOTED OTHERWISE)
-  LIGHTING UNIT IDENTIFIER

W DENOTES NEUTRAL CONDUCTOR
 B AND R DENOTE CURRENT CARRYING CONDUCTORS
 FD. PT. N05S
 240/480 VOLT



FEEDPOINT N05S
 LIGHTING UNIT LOCATION AND TYPE

NO.	STATION	LT.	RT.	LOCATION	TYPE	FOUNDATION	NO.	STATION	LT.	RT.	LOCATION	TYPE	FOUNDATION
1	405+85	X		EB TH 694	9-40	DESIGN E	21	453+90	X		WB TH 694	9-40	DESIGN E
2	408+25		X				22	450+26	X				
3	410+65	X					23	447+39	X				
4	413+05	X					24	445+04	X				
5	415+45	X					25	442+69	X				
6	417+85	X					26	440+34	X				
7	420+25	X					27	437+99	X				
8	422+65	X					28	435+64	X				
9	425+09	X					29	433+29	X				
10	427+45	X					30	430+95	X				
11	429+95	X					31	428+59	X				
12	432+25	X					32	426+24	X				
13	434+60	X					33	423+90	X				
14	436+91	X					34	421+50	X				
15	439+21	X					35	419+10	X				
16	441+51	X					36	416+70	X				
17	443+82	X					37	414+30	X				
18	446+12	X					38	411+90	X				
19	448+47	X					39	409+52	X				
20	450+78	X		EB TH 694	9-40	DESIGN E	40	407+10	X		WB TH 694	9-40	DESIGN E



PLOTTED/REVISED: 8-JAN-2020

I/PLOT NAME: 8286-90Jlt10
 PATH & FILENAME: Projects\DM罗斯694\8286\090\Traffic\Lighting\8286-90_Lit_10.dgn

BY	DATE	REVISIONS
DRAWN BY: JC		CKD BY: PB

FEEDPOINT: N05S LOCATION: 40 TH ST
 METER ADDRESS: 7301 40TH ST N. OAKDALE MN 55128

CERTIFIED BY *Michael P. Dubinsky* LIC. NO. 19863 DATE: 8-JAN-2020
LICENSED PROFESSIONAL ENGINEER

LIGHTING PLAN

STATE PROJ. NO. 8286-90 (T.H. 694) SHEET NO. 9 OF 19 SHEETS

Electric Service Information Form For Roadway Lighting Systems

Project Number: **SP 8286-90**

Contractor: **Egan Company**

Date: **7/1/2021**

System	MN/DOT Feed Point Number	Meter Address	Transformer Primary Fuse Size and Type	Electric Utility Transformer Size In KVA	Transformer Internal Impedance Utility Fault Current	Transformer Secondary Voltage Line to Line and Line to Neutral	Size of Conductors In American Wire Gauge (AWG)	Length of conductors in feet from transformer connection to meter socket connection.			Calculated Available Fault Current at the line Side of the Meter Socket	Service Cabinet Main Circuit Breaker Size in AMPS
								L1 =	L2 =	Neutral		
	N04J	1701 TH 694 White Bear Lake	NA	75KVA	14,800 A	120/240	#2 awg	L1 = 10	L2 = 10	Neutral 10	12,292	100 A
	N04X	2599 TH 694 White Bear Lake	NA	75KVA	14,800 A	240/480	#2 awg	L1 = 80	L2 = 80	Neutral 80	8,149	100 A
	N05E	3051 TH 694 Mahtomedi	NA	75KVA	14,800 A	240/480	#2 awg	L1 = 200	L2 = 200	Neutral 200	4,868	100 A
	N05P	7299 50th St N Oakdale	NA	75KVA	14,800 A	240/480	#2 awg	L1 = 20	L2 = 20	Neutral 20	12,292	100 A
	N05S	7301 40th St N Oakdale	NA	75KVA	14,800 A	240/480	#2 awg	L1 = 45	L2 = 45	Neutral 45	10,143	100 A

NEC Article 110.24

12-SL

S.P. 8286-90 (TH 694)
LIGHTING SYSTEM
JANUARY 6, 2020