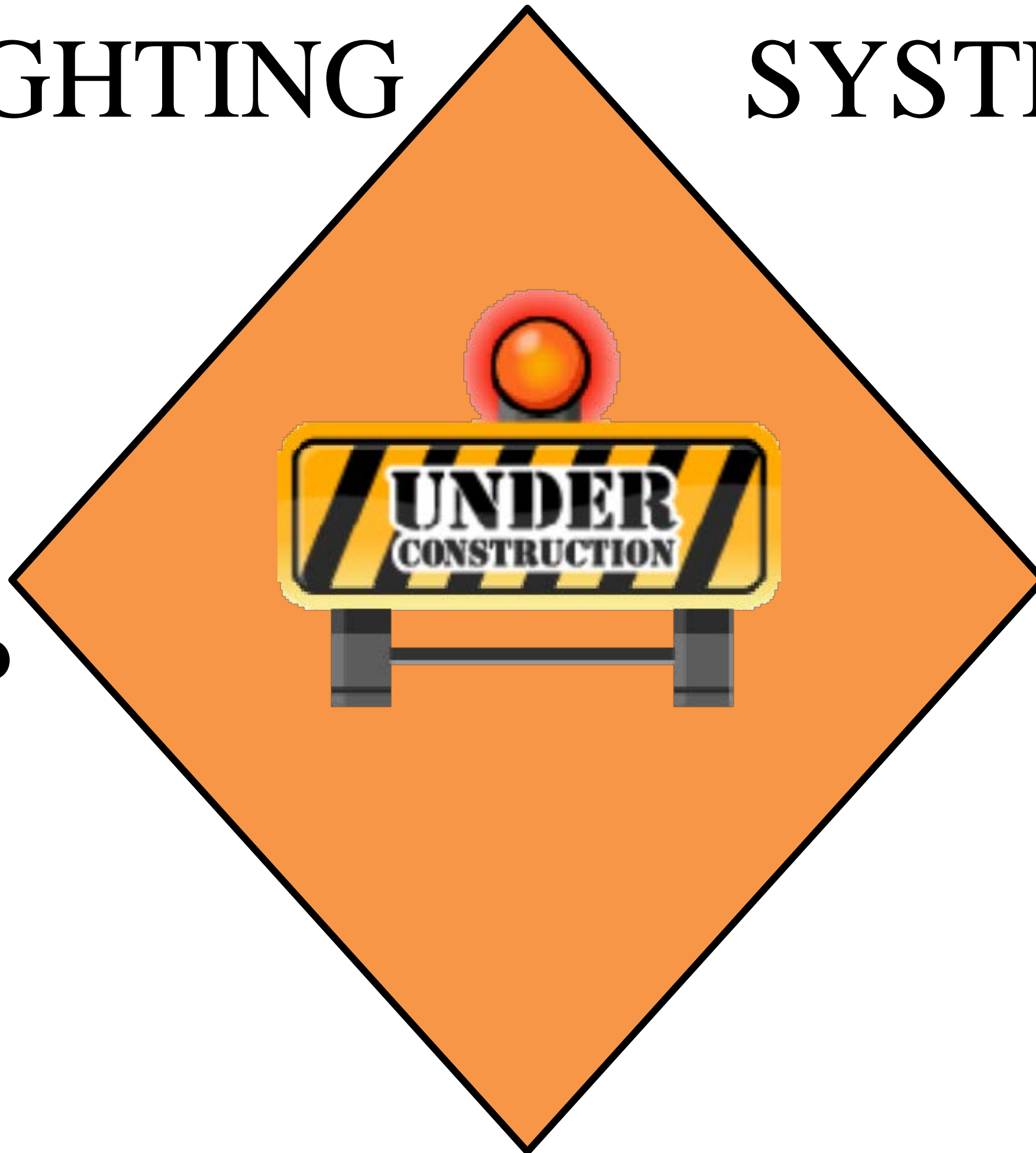




**STOP**

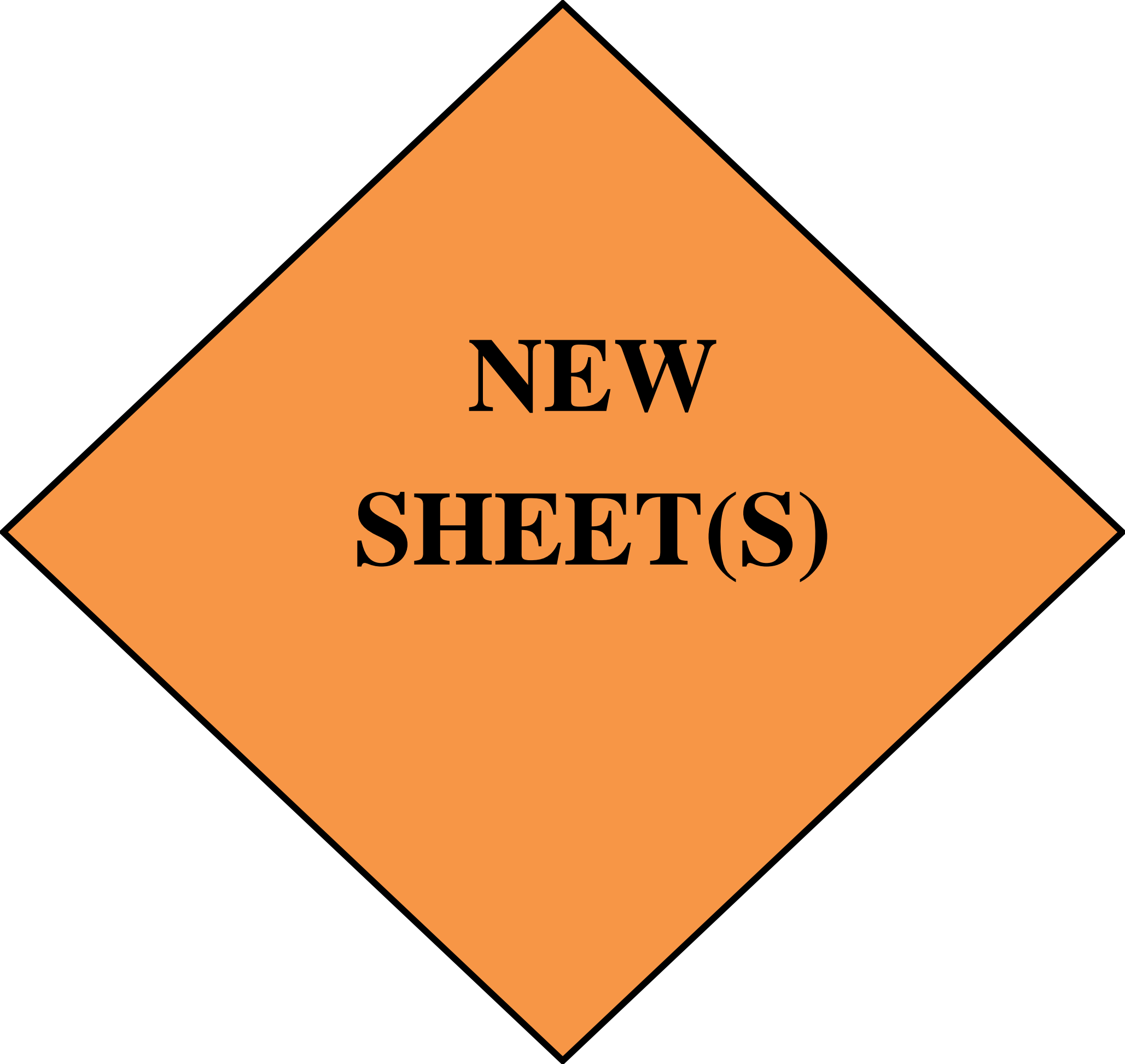
**LIGHTING**

**SYSTEM**



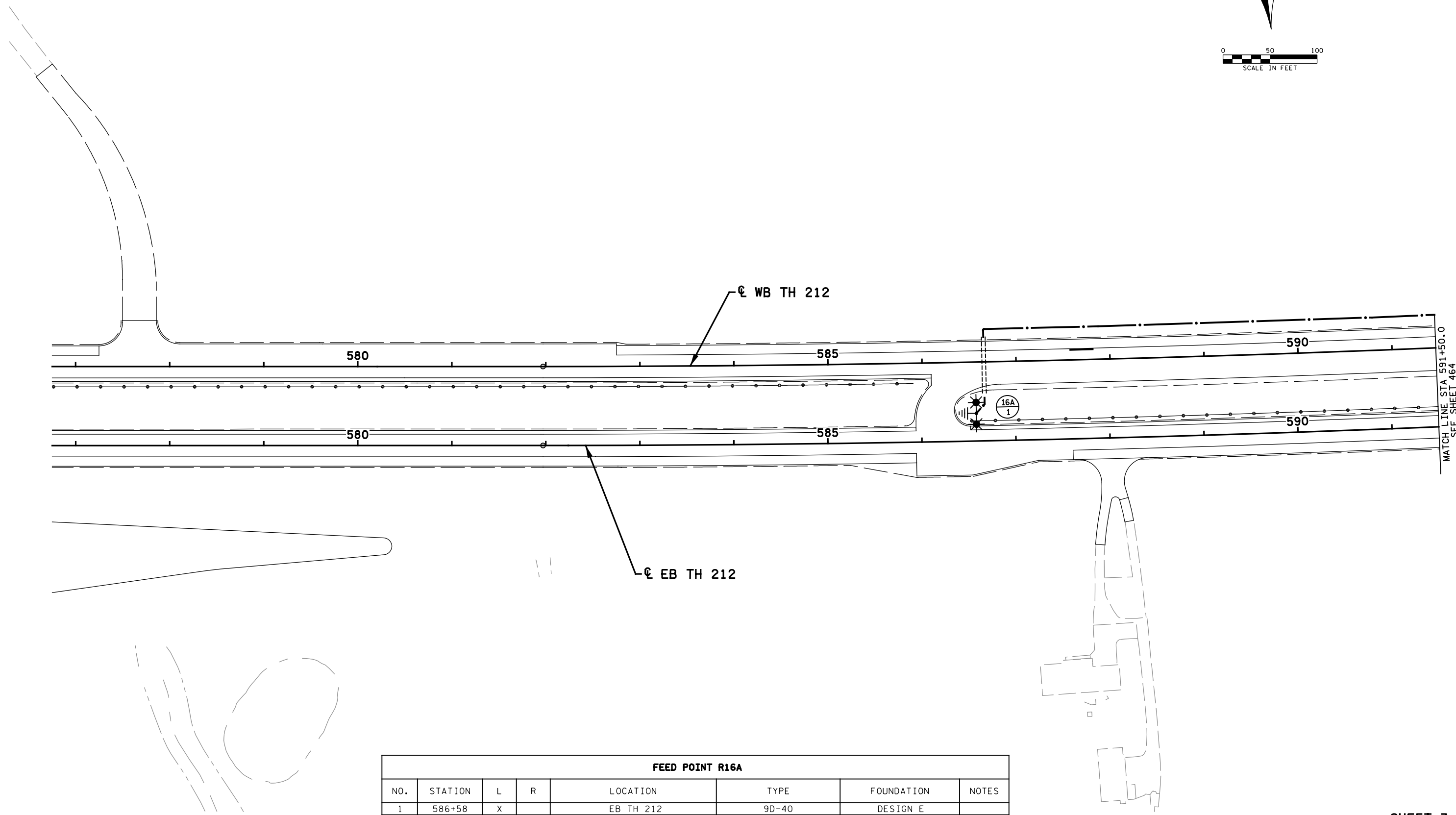
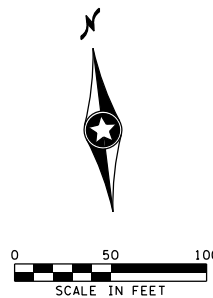
**WEST METRO**  
**JAMES SIMS**  
**651-775-9495**

**EAST METRO**  
**TONY LARA**  
**651-755-8697**



**NEW  
SHEET(S)**

NOTES:  
SEE SHEET NO. 461 FOR GENERAL NOTES AND LEGEND.



MATCH LINE STA 591+50.0  
SEE SHEET 464

| FEED POINT R16A |         |   |   |           |       |            |       |
|-----------------|---------|---|---|-----------|-------|------------|-------|
| NO.             | STATION | L | R | LOCATION  | TYPE  | FOUNDATION | NOTES |
| 1               | 586+58  | X |   | EB TH 212 | 9D-40 | DESIGN E   |       |

SHEET 3 OF 9

9:09:48 AM  
12/18/2020  
P:\Projects\101379\101379.dgn

| NO | DATE | BY | CKD | APPR | REVISION |
|----|------|----|-----|------|----------|
|    |      |    |     |      |          |

I hereby certify that this plan, specification, or report was prepared by me or under my direct supervision and that I am a duly Licensed Professional Engineer under the laws of the State of Minnesota.

Print Name: STEVE MCHENRY

*Steve Mchenry*

Date: 12-18-20 License # 46710

STATE PROJECT NO.  
010-596-012  
1013-79 (TH 212)

DRAWN BY  
T. RICHARDSON

DESIGNED BY  
T. RICHARDSON

CHECKED BY  
S. MCHENRY

COMM. NO. 0148717



ENGINEERS  
PLANNERS  
DESIGNERS

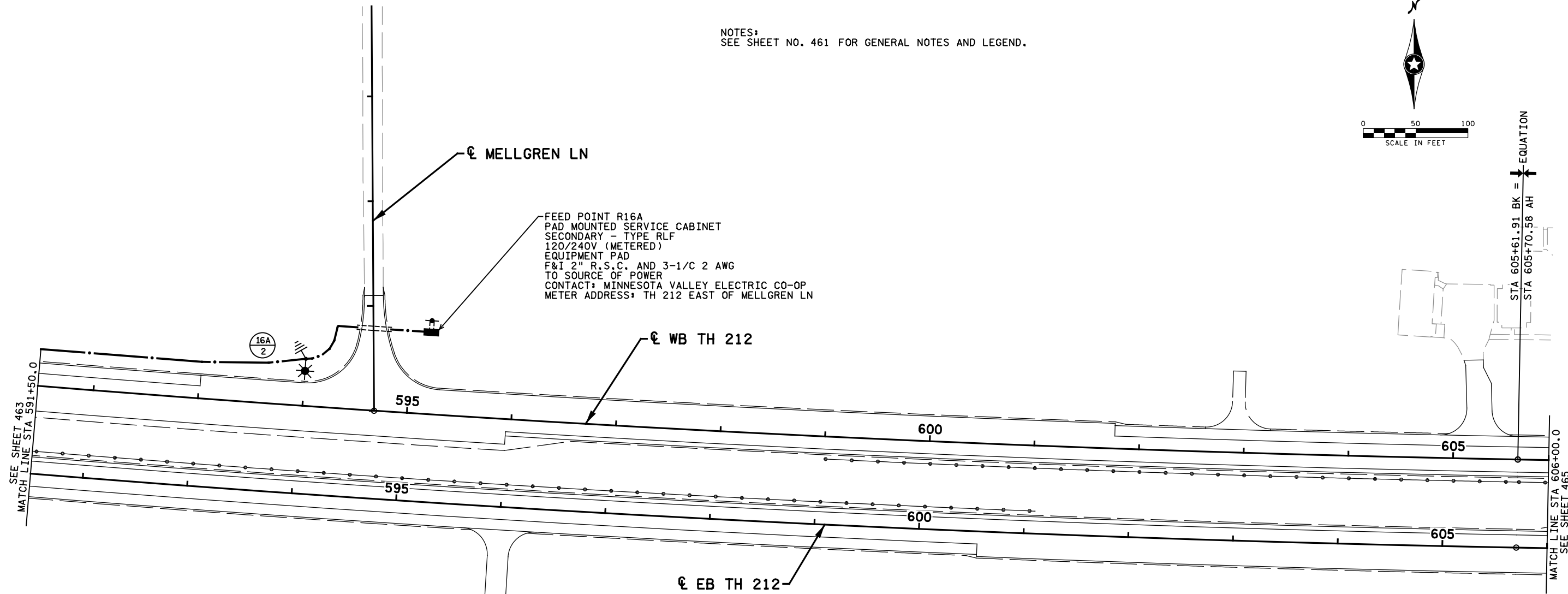
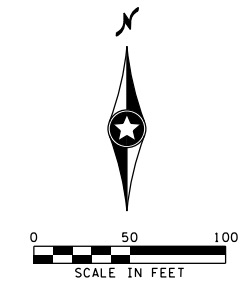
MINNESOTA DEPARTMENT OF TRANSPORTATION

LIGHTING PLANS AND DETAILS

S.P. 1013-79 TH 212

SHEET  
463  
OF  
822

NOTES:  
SEE SHEET NO. 461 FOR GENERAL NOTES AND LEGEND.

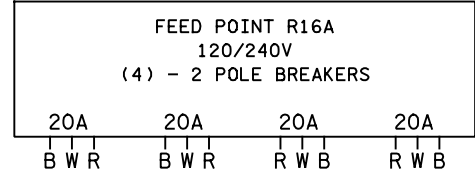


FEED POINT R16A  
PAD MOUNTED SERVICE CABINET  
SECONDARY - TYPE RLF  
120/240V (METERED)  
EQUIPMENT PAD  
F&I 2" R.S.C. AND 3-1/C 2 AWG  
TO SOURCE OF POWER  
CONTACT: MINNESOTA VALLEY ELECTRIC CO-OP  
METER ADDRESS: TH 212 EAST OF MELLGREN LN

EQUATION  
STA 605+61.91 BK =  
STA 605+70.58 AH

SEE SHEET 463  
MATCH LINE STA 591+50.0

MATCH LINE STA 606+00.0  
SEE SHEET 465



B AND R DENOTE CURRENT CARRYING CONDUCTORS  
W DENOTES NEUTRAL CONDUCTOR  
GROUND NOT SHOWN

☉ EB TH 212

| FEED POINT R16A |         |   |   |           |      |            |       |
|-----------------|---------|---|---|-----------|------|------------|-------|
| NO.             | STATION | L | R | LOCATION  | TYPE | FOUNDATION | NOTES |
| 2               | 594+00  | X |   | WB TH 212 | 9-40 | DESIGN E   |       |

SHEET 4 OF 9

9:09:49 AM  
12/18/2020  
P:\Projects\155\_02\Drawings\Plan\cd101379\_1104.dgn

| NO | DATE | BY | CKD | APPR | REVISION |
|----|------|----|-----|------|----------|
|    |      |    |     |      |          |

I hereby certify that this plan, specification, or report was prepared by me or under my direct supervision and that I am a duly Licensed Professional Engineer under the laws of the State of Minnesota.  
Print Name: STEVE MCHENRY  
*Steve Mchenry*  
Date: 12-18-20 License #: 46710

STATE PROJECT NO.  
010-596-012  
1013-79 (TH 212)

DRAWN BY  
T. RICHARDSON  
DESIGNED BY  
T. RICHARDSON  
CHECKED BY  
S. MCHENRY  
COMM. NO. 0148717



ENGINEERS  
PLANNERS  
DESIGNERS

MINNESOTA DEPARTMENT OF TRANSPORTATION  
LIGHTING PLANS AND DETAILS  
S.P. 1013-79 TH 212

SHEET  
464  
OF  
822