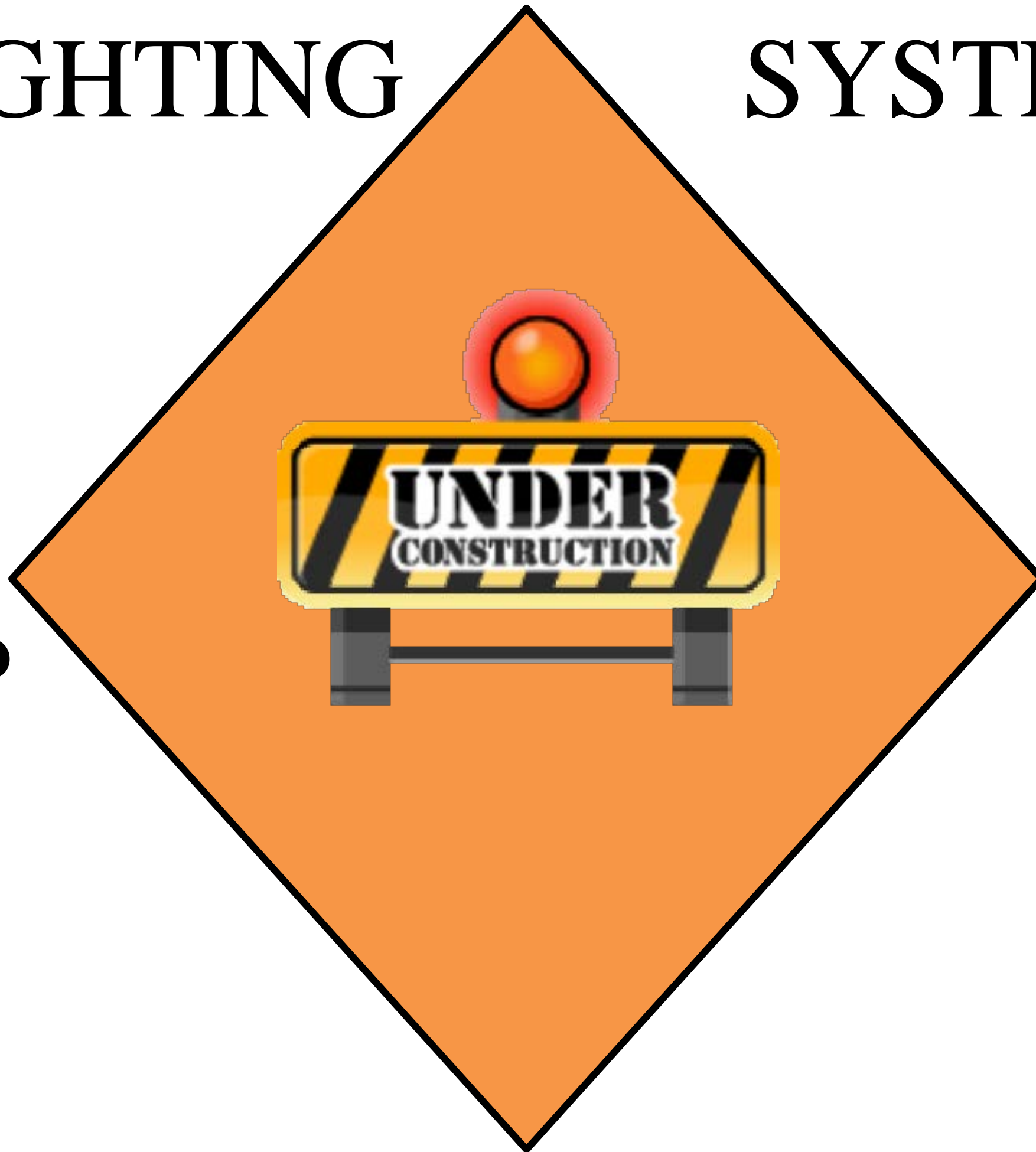




STOP

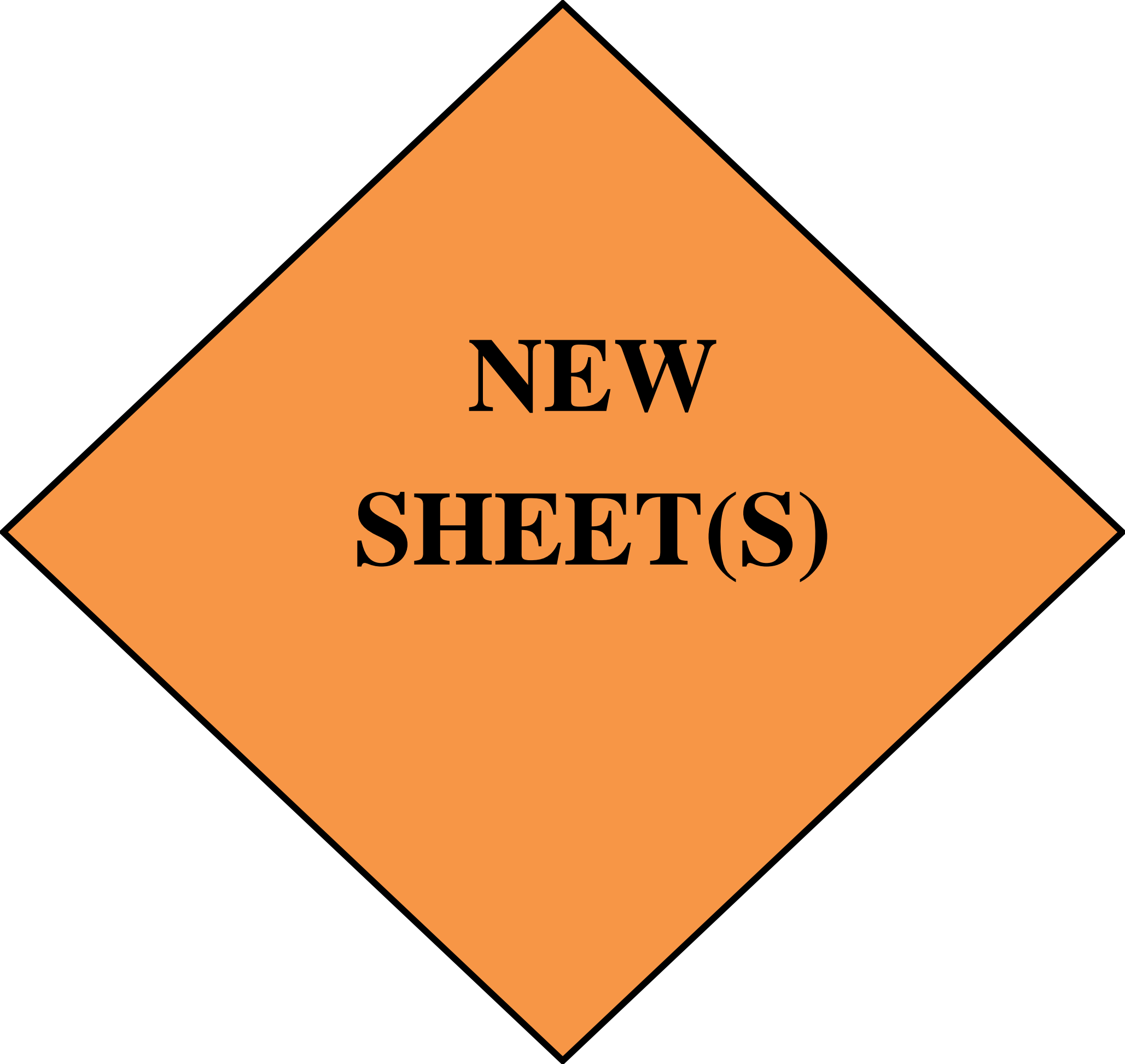
LIGHTING

SYSTEM



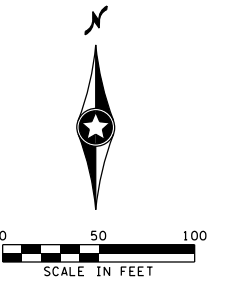
WEST METRO
JAMES SIMS
651-775-9495

EAST METRO
TONY LARA
651-755-8697

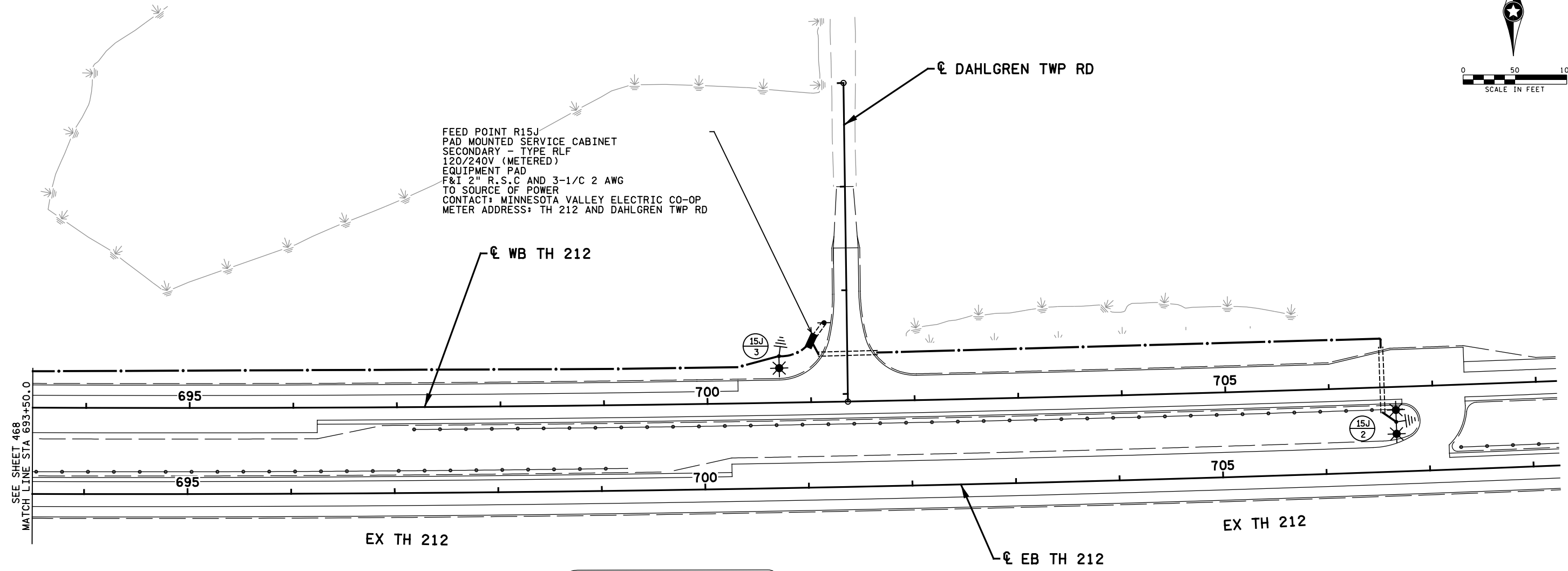


**NEW
SHEET(S)**

NOTES:
SEE SHEET NO. 461 FOR GENERAL NOTES AND LEGEND.

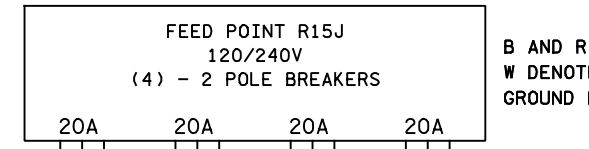


FEED POINT R15J
PAD MOUNTED SERVICE CABINET
SECONDARY - TYPE RLF
120/240V (METERED)
EQUIPMENT PAD
F&I 2" R.S.C AND 3-1/2 2 AWG
TO SOURCE OF POWER
CONTACT: MINNESOTA VALLEY ELECTRIC CO-OP
METER ADDRESS: TH 212 AND DAHLGREN TWP RD



SEE SHEET 468
MATCH LINE STA 693+50.0

MAKE THIS R15K



B AND R DENOTE CURRENT CARRYING CONDUCTORS
W DENOTES NEUTRAL CONDUCTOR
GROUND NOT SHOWN

FEED POINT R15J							
NO.	STATION	L	R	LOCATION	TYPE	FOUNDATION	NOTES
2	706+69	X		EB TH 212	9D-40	DESIGN E	
3	700+70	X		WB TH 212	9-40	DESIGN E	

9:09:58 AM
12/18/2020
P:\Projects\155_02\Des\gn\PlanSheets\Final\Plan\cd101379_1109.dgn

NO	DATE	BY	CKD	APPR	REVISION

I hereby certify that this plan, specification, or report was prepared by me or under my direct supervision and that I am a duly Licensed Professional Engineer under the laws of the State of Minnesota.
Print Name: STEVE MCHENRY
Steve Mchenry
Date: 12-18-20 License # 46710

STATE PROJECT NO.
010-596-012
1013-79 (TH 212)

DRAWN BY
T. RICHARDSON
DESIGNED BY
T. RICHARDSON
CHECKED BY
S. MCHENRY
COMM. NO. 0148717



ENGINEERS
PLANNERS
DESIGNERS

MINNESOTA DEPARTMENT OF TRANSPORTATION
LIGHTING PLANS AND DETAILS
S.P. 1013-79 TH 212