

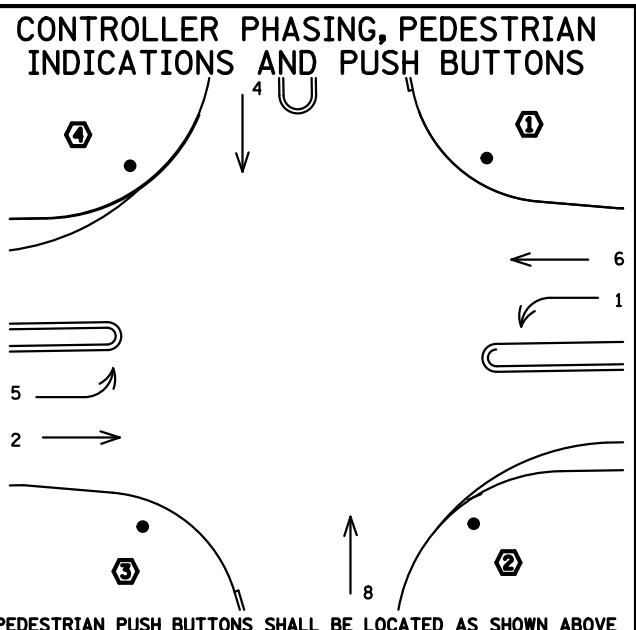
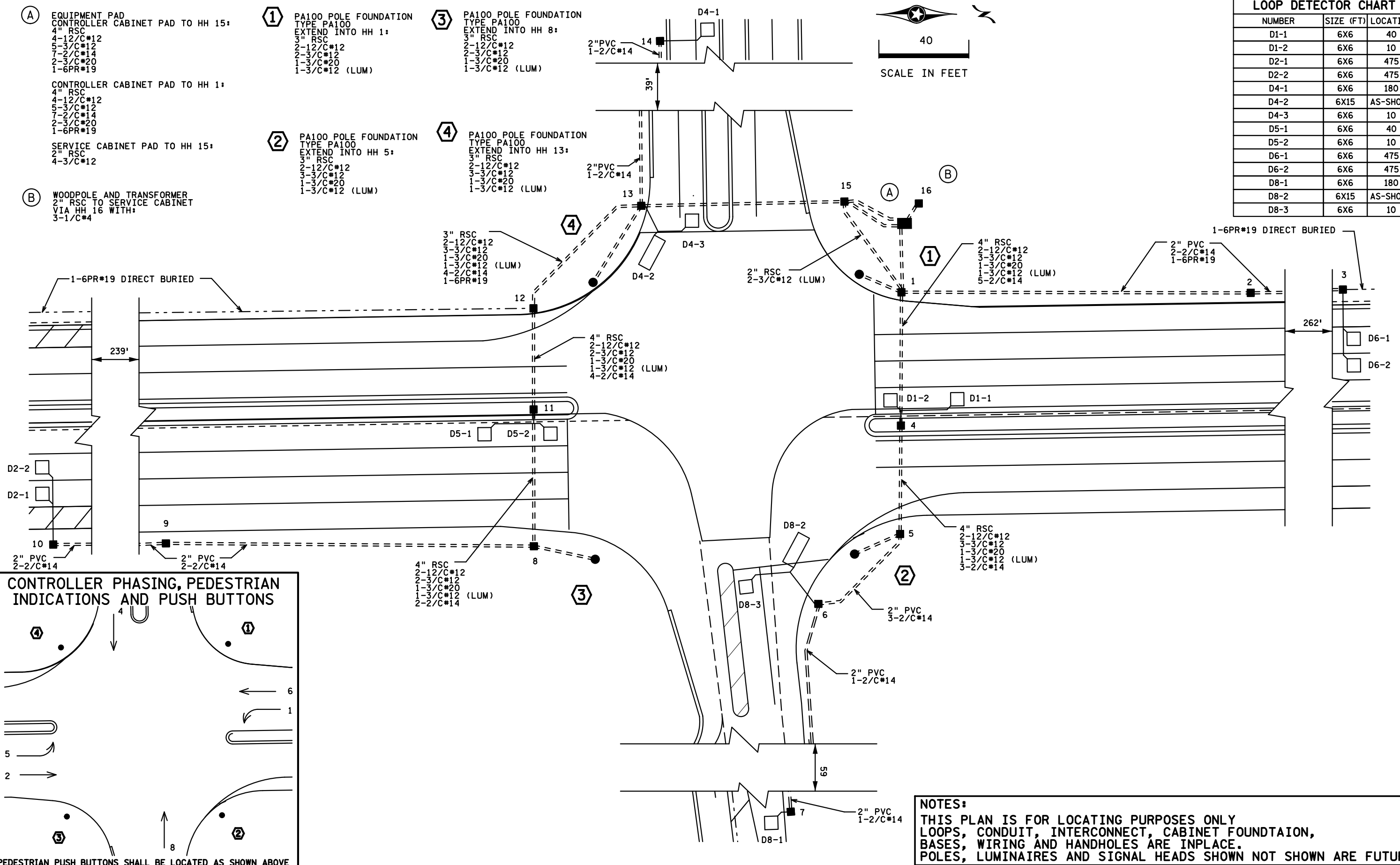
PLOTTED/REVISED: 1/23/2013

- (A) EQUIPMENT PAD**
 CONTROLLER CABINET PAD TO HH 15:
 4" RSC
 4-12/C#12
 5-3/C#12
 7-2/C#14
 2-3/C#20
 1-6PR#19
- CONTROLLER CABINET PAD TO HH 1:
 4" RSC
 4-12/C#12
 5-3/C#12
 7-2/C#14
 2-3/C#20
 1-6PR#19
- SERVICE CABINET PAD TO HH 15:
 2" RSC
 4-3/C#12

- (1) PA100 POLE FOUNDATION**
 TYPE PA100
 EXTEND INTO HH 1:
 3" RSC
 2-12/C#12
 2-3/C#12
 1-3/C#20
 1-3/C#12 (LUM)
- (2) PA100 POLE FOUNDATION**
 TYPE PA100
 EXTEND INTO HH 5:
 3" RSC
 2-12/C#12
 3-3/C#12
 1-3/C#20
 1-3/C#12 (LUM)
- (3) PA100 POLE FOUNDATION**
 TYPE PA100
 EXTEND INTO HH 8:
 3" RSC
 2-12/C#12
 2-3/C#12
 1-3/C#20
 1-3/C#12 (LUM)
- (4) PA100 POLE FOUNDATION**
 TYPE PA100
 EXTEND INTO HH 13:
 3" RSC
 2-12/C#12
 3-3/C#12
 1-3/C#20
 1-3/C#12 (LUM)

- (B) WOODPOLE AND TRANSFORMER**
 2" RSC TO SERVICE CABINET
 VIA HH 16 WITH:
 3-1/C#4

LOOP DETECTOR CHART		
NUMBER	SIZE (FT)	LOCATION
D1-1	6X6	40
D1-2	6X6	10
D2-1	6X6	475
D2-2	6X6	475
D4-1	6X6	180
D4-2	6X15	AS-SHOWN
D4-3	6X6	10
D5-1	6X6	40
D5-2	6X6	10
D6-1	6X6	475
D6-2	6X6	475
D8-1	6X6	180
D8-2	6X15	AS-SHOWN
D8-3	6X6	10



NOTES:
 THIS PLAN IS FOR LOCATING PURPOSES ONLY
 LOOPS, CONDUIT, INTERCONNECT, CABINET FOUNDATION,
 BASES, WIRING AND HANDHOLES ARE INPLACE.
 POLES, LUMINAIRES AND SIGNAL HEADS NOT SHOWN ARE FUTURE.

DISTRICT #: METRO
 IPLOT NAME: layout
 PATH & FILENAME: IP_PWP-d0780314\T22203_sgl.dgn

BY	DATE	REVISIONS
SJK	01-23-13	REVISED PLAN

SYSTEM ID: 22203
 METER ADDRESS:
 MASTER ID:

T.E.
 T.E.

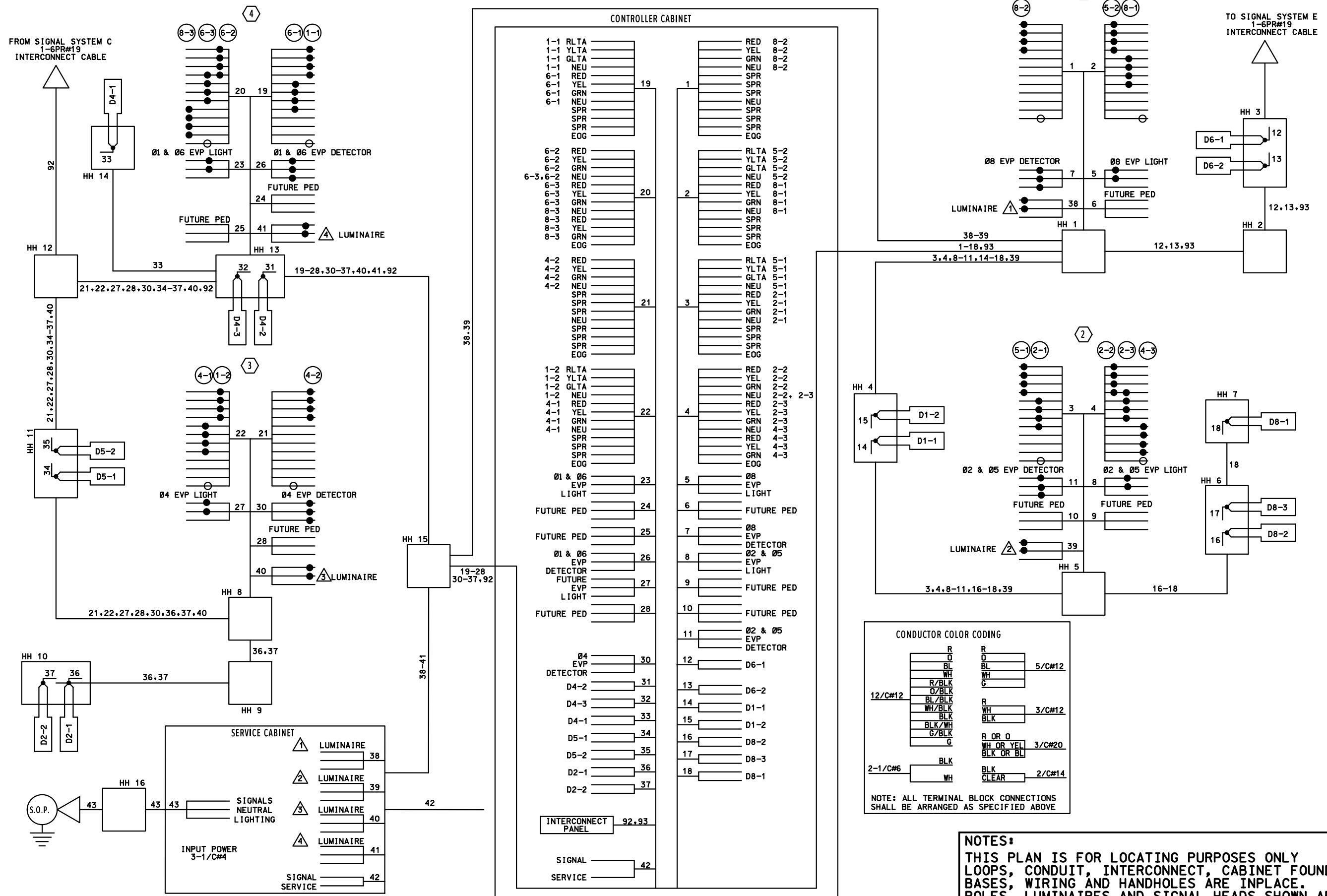
INTERSECTION LAYOUT
 TH 13 AT 128TH STREET
 IN SAVAGE, DAKOTA COUNTY

S.A.P. NO. _____
 CERTIFIED BY _____ LIC. NO. _____ DATE: _____
 STATE PROJ. NO. _____ (T.H.) SHEET NO. 1 OF 2 SHEETS

DRAWN BY: _____ CKD BY: _____ DATE: _____

PLOTTED/REVISED: 1/23/2013

DISTRICT #: METRO
IPLOT NAME: wiring diagram
PATH & FILENAME: IP_PWP-d0780314T22203_sgl.dgn



BY	DATE	REVISIONS
SJK	01-23-13	REVISED PLAN

SYSTEM ID: 22203	T. E.
METER ADDRESS:	
MASTER ID:	T. E.

WIRING DIAGRAM
TH 13 AT 128TH STREET
IN SAVAGE, DAKOTA COUNTY

S.A.P. NO.	DRAWN BY:	CKD BY:	DATE:
CERTIFIED BY _____	LIC. NO. _____	DATE: _____	
STATE PROJ. NO.	(T.H.)	SHEET NO.	2 OF 2 SHEETS